CITY OF CAPE TOWN
ISIXEKO SASEKAPA
STAD KAAPSTAD

DATE:

REPORT TO: EXECUTIVE MAYOR

NON-CONFIDENTIAL

1. ITEM NUMBER

2. SUBJECT

FINANCIAL MONITORING REPORT: AUGUST 2026

ONDERWERP
FINANSIËLE MONITERINGSVERSLAG: AUGUSTUS 2026

ISIHLOKO
INGXELO ENGOKUBEK'ILISO KWEZEMALI: EYETHUPHA 2026
(Q1108)(T0492)

3. DELEGATED AUTHORITY

In terms of delegation

This report is for NOTING BY

☑ **Committee name** : Finance

☑ The Executive Mayor together with the Mayoral Committee (MAYCO)

☐ Council

4. DISCUSSION

Council's monthly Financial Monitoring Report (FMR) provides a monthly update on indicators critical to the organisation's viability and serves as an early warning indicator where remedial action is required. The report is submitted in terms of relevant legislation.

The budget statement report and supporting tables of the City and its municipal entities represent the financial position of the abovementioned indicators as at 31 August 2026.

4.1. Financial Implications	☑ None ☐ Opex ☐ Capex ☐ Capex: New Projects ☐ Capex: Existing projects requiring additional funding ☐ Capex: Existing projects with no Additional funding requirements	
4.2. Policy and Strategy	☐ Yes ☑ No	
4.3. Legislative Vetting	☐ Yes ☑ No	
4.4. Legal Implications	☑ Yes ☐ No	
4.5. Staff Implications	☐ Yes ☑ No	
4.6. Risk Implications	☐ Yes	The risks for approving and/or not approving the recommendations are listed below:
	☐ No	Report is for decision and has no risk implications.
	☑ No	Report is for noting only and has no risk implications.
4.7. POPIA Compliance	☑ Yes	It is confirmed that this report and the content of the annexures have been checked and considered for POPIA compliance.
4.8. Confidentiality Compliance	☑ Yes It is confirmed that this report and the content of the annexures have been checked and considered for Confidentiality compliance.	

5 RECOMMENDATIONS

a) It is recommended that the Financial Monitoring Report for the period ending 31 August 2026 be noted and referred to MayCo Members and EMT for remedial action, where required.
b) It be noted that, in support of funding the City's infrastructure investment programme, any in-year savings against the operating budget will be directed to the Infrastructure Investment Strategy.

AANBEVELING

a) Daar kennis geneem word van die finansiële moniteringsverslag vir die tydperk wat op 31 Augustus 2026 ten einde geloop het, en die verslag verwys word na die lede van die burgemeesterskomitee en die uitvoerendebestuurspan (EMT) vir regstellende optrede waar nodig.
b) Daar kennis geneem word dat, ter ondersteuning van die Stad se infrastruktuurinvesteringsprogram, enige injaarbesparings teen die bedryfsbegroting aan die infrastruktuurinvesteringstrategie deurgegee sal word.

ISINDULULO

a) Kundululwe ukuba makuqwalaselwe iNgxelo engokuBek' iLiso kwezeMali yesithuba esiphele ngomhla wama- 31 eyeThupha 2026 ize idluliselwe kumaLungu e-Mayco nakwi-EMT ukwenzela inyathelo lolungiso, apho kuyimfuneko.
b) Kundululwe ukuba ukuxhasa inkxaso mali yenkqubo engotyalomali lweziseko ezingundoqo zeSixeko, nakuphi na ukonga okufumanekayo kuhlahlo lwabiwomali lokusebenza ngonyaka kuya kubhekiswa kwiSicwangcisobuchule soTyalomali lweZiseko eziNgundoqo.

ANNEXURES

Annexure A: Section 71 monthly budget statement

Annexure B: Section 71(1)(c) - Actual expenditure per vote split charge in/out (year-to-date)
Annexure C: Transfers and Grants made by the Municipality – MBRR Table SC21
Annexure D: Detailed Capital Budget and Actuals (Projects) – MBRR Table SC36
Annexure E: Detailed Operational Budget and Actuals (Projects) – MBRR Table SC38

FOR FURTHER DETAILS CONTACT

NAME	CARL STROUD	CONTACT NUMBER	082 922 8990
E-MAIL ADDRESS	CARLWILLIAM.STROUD@CAPETOWN.GOV.ZA		
DIRECTORATE		FILE REF NO	001
SIGNATURE: DIRECTOR			

CHIEF FINANCIAL OFFICER

NAME	KEVIN JACOBY	COMMENT:	
DATE			
SIGNATURE			

THE CFO'S SIGNATURE REPRESENTS SUPPORT FOR THE REPORT AND ANNEXURE CONTENTS AND CONFIRMS POPIA COMPLIANCE

MAYORAL COMMITTEE MEMBER

NAME CLLR SISEKO MBANDEZI

COMMENT:

DATE

SIGNATURE

LEGAL COMPLIANCE

☐ REPORT COMPLIANT WITH THE PROVISIONS OF COUNCIL'S DELEGATIONS, POLICIES, BY-LAWS AND ALL LEGISLATION RELATING TO THE MATTER UNDER CONSIDERATION.

☐ NON-COMPLIANT

NAME

COMMENT:

DATE

SIGNATURE

EXECUTIVE MAYOR

NAME	GEORDIN HILL-LEWIS	COMMENT:
DATE		
SIGNATURE		

CITY OF CAPE TOWN
ISIXEKO SASEKAPA
STAD KAAPSTAD

ANNEXURE A

FINANCIAL MONITORING REPORT

AUGUST 2026

EXECUTIVE SUMMARY: CITY OF CAPE TOWN 3
SUMMARY OF CONTENT 4
KEY DATA: CITY OF CAPE TOWN 5
BUDGET PERFORMANCE ANALYSIS 17

IN YEAR BUDGET STATEMENT TABLES: CITY OF CAPE TOWN 40
Table C1: Monthly Budget Statement Summary 40
Table C2: Monthly Budget Statement - Financial Performance (standard classification) 41
Table C3: Monthly Budget Statement – Financial Performance (revenue and expenditure by municipal vote) 42
Table C4: Monthly Budget Statement – Financial Performance (revenue by source and expenditure by type) 43
Table C5: Monthly Budget Statement - Capital Expenditure (municipal vote, standard classification and funding) 44
Table C6: Monthly Budget Statement - Financial Position 45
Table C7: Monthly Budget Statement - Cash Flow 46

SUPPORTING DOCUMENTATION: CITY OF CAPE TOWN 47

CONSOLIDATED IN-YEAR BUDGET STATEMENT TABLES 110
Consolidated Table C1 Monthly Budget Statement Summary 110
Consolidated Table C2 Monthly Budget Statement - Financial Performance (standard classification) 111
Consolidated Table C3 Monthly Budget Statement - Financial Performance (revenue and expenditure by municipal vote) 112
Consolidated Table C4 Monthly Budget Statement - Financial Performance (revenue and expenditure) 113
Consolidated Table C5 Monthly Budget Statement - Capital Expenditure (municipal vote, standard classification and funding) 114
Consolidated Table C6 Monthly Budget Statement - Financial Position 115
Consolidated Table C7 Monthly Budget Statement - Cash Flow 116

IN-YEAR BUDGET STATEMENT TABLES: MUNICIPAL ENTITY - CAPE TOWN INTERNATIONAL CONVENTION CENTRE 117

Table F1 Monthly Budget Statement Summary 117

Table F2 Monthly Budget Statement – Financial Performance (revenue and expenditure) 118

Table F3 Monthly Budget Statement – Capital expenditure 119

Table F4 Monthly Budget Statement – Financial Position 120

Table F5 Monthly Budget Statement – Cash Flow 121

IN-YEAR BUDGET STATEMENT TABLES: MUNICIPAL ENTITY - CAPE TOWN STADIUM 128

Table F1 Monthly Budget Statement Summary 128

Table F2 Monthly Budget Statement – Financial Performance (revenue and expenditure) 129

Table F4 Monthly Budget Statement – Financial Position 130

Table F5 Monthly Budget Statement – Cash Flow 131

MUNICIPAL MANAGER QUALITY CERTIFICATION 136

EXECUTIVE SUMMARY: CITY OF CAPE TOWN

BACKGROUND

Section 71 of the MFMA states:
"The accounting officer of a municipality must by no later than 10 working days after the end of each month submit to the mayor of the municipality and the relevant provincial treasury a statement in the prescribed format on the state of the municipality's budget reflecting the following particulars for the month and for the financial year up to the end of that month: …".

Regulation 28 of the MBRR states:
"The In Year Report of a municipality must be in the format specified as per Schedule C and include all the required tables, charts and explanatory information, taking into account any guidelines issued by the Minister in terms of section 168(1) of the Municipal Finance Management Act".

FINANCIAL MONITORING REPORT FOR THE PERIOD ENDING 31 AUGUST 2026 (COMPARATIVE STATEMENT REPORT)

The purpose of the Financial Monitoring Report (FMR) is to comply with Section 71 of the Municipal Finance Management Act (MFMA), and Regulation 28 of the Municipal Budget and Reporting Regulations (MBRR).

The report sets out the financial particulars in the format prescribed by the MFMA and the MBRR. It also provides a high level overview of the organisation's financial viability and sustainability.

The '2025/26 Provisional Outcome' columns in the ensuing tables have been populated with pre-audited figures and are provisional where final figures are not available yet.

SUMMARY OF CONTENT

- **Key Data: City of Cape Town (Page 5 - 39)**
  This section of the report includes certain Key Financial Performance Indicators for the City.

- **In Year Budget Statement Tables: City of Cape Town (Page 40 – 46)**
  This section provides the City's key tables in the format prescribed by the MBRR.
  - **Table C1 (Page 40):** High level summation of the operating and capital budgets, actuals to date, financial position and cash flow.
  - **Table C2 (Page 41):** Overview of the budgeted financial performance in relation to revenue and expenditure per standard classification.
  - **Table C3 (Page 42):** Budgeted financial performance in relation to the revenue and expenditure as well as the operating surplus or deficit.
  - **Table C4 (Page 43):** View of the budgeted financial performance in relation to the revenue by source and expenditure by type.
  - **Table C5 (Page 44):** Capital programme in relation to capital expenditure by municipal vote; capital expenditure by standard classification; and funding sources required to fund the capital budget, including information on capital transfers from national and provincial departments.
  - **Table C6 (Page 45):** Performance to date in relation to the financial position of the municipality.
  - **Table C7 (Page 46):** Cash flow position and cash/cash equivalents.

- **In Year Budget Statement Supporting Tables: City of Cape Town (Page 56 – 108)**
  This section provides the City's supporting tables in the format prescribed by the MBRR.

- **In Year Budget Statement Tables: Consolidated Tables (Page 110 – 116)**
  This section provides the consolidated financial results of the City and its entities in the prescribed tables as per the MBRR.

- **In Year Budget Statement Tables: Entity - Cape Town International Convention Centre (CTICC) (Page 117 – 127)**
  The CTICC's financial particulars are provided in the prescribed MBRR tables.

- **In Year Budget Statement Tables: Entity - Cape Town Stadium (CTS) (Page 128 – 135)**
  The CTS's financial particulars are provided in the prescribed MBRR tables.

KEY DATA: CITY OF CAPE TOWN

OPERATING BUDGET

Operating Budget R'Thousands	Budget 2026/27	YearTD budget 2026/27	YearTD actual 2026/27	YTD variance	Full Year Forecast
Total Revenue (excl. capital transfers and contributions, and water inventory)	67 890 200	13 131 907	14 070 494	938 587	68 111 097
Total Expenditure (excl. water inventory)	68 174 424	9 276 070	8 688 044	(588 026)	67 932 206
Surplus/(Deficit)	**(284 225)**	**3 855 837**	**5 382 450**	**1 526 613**	**178 891**

Note: NT, in terms of mSCOA and the MBRR reporting, requires municipalities to report on water inventory as gains, inventory consumed, and losses. This table discloses the financial performance with all water inventory accounts as a net on expenditure.

CAPITAL BUDGET

Capital Budget R'Thousands	Budget 2026/27	YearTD budget 2026/27	YearTD actual 2026/27	YTD variance	Full Year Forecast
Total Capital Expenditure	13 086 540	1 299 506	1 127 229	(172 277)	12 892 592

FINANCIAL POSITION

Working Capital	Provisional Outcome 2025/26	Original Budget 2026/27	Adjusted budget 2026/27	YearTD actual
Cost coverage ratio[3]				
Cash and investments at period end less restricted cash/Monthly operating Expenditure	2.14:1	-	-	1.53:1
Liquidity				
Current Ratio (Current assets/current liabilities)[4]	1.66	1.44	1.41	2.28
Borrowing				
Capital Charges to Operating Expenditure (Interest & principal paid/Operating Expenditure)[5]	-0.09%	3.42%	3.41%	2.30%
Borrowed funding of 'own' capital expenditure (Borrowings/Capital expenditure excl. transfers and grants)[6]	54.51%	59.01%	57.36%	44.50%
Financial Position (R'Thousands)[7]				
Total Assets	111 395 032	118 592 361	119 221 470	112 876 973
Total Liabilities	31 530 047	36 774 464	37 359 161	27 644 276
Cash Flow (R'Thousands)				
Cash/cash equivalents at month/year end	11 769 714	7 642 749	7 402 211	12 456 231

- **Cost coverage ratio[3]**
  This ratio indicates a municipality's ability to meet at least its monthly fixed operating commitments from cash and short-term investment without collecting any additional revenue during that period.

  The ratio outcome for the period under review is 1.53 months, which falls within the National Treasury norm of 1-3 months (MFMA Circular 71).

- **Current Ratio[4]**
  This ratio assess a municipality's ability to pay back its short-term liabilities (debt and payables) with its short-term assets (cash, inventory and receivables).

  The year-to-date ratio outcome of 2.28:1 shows that the City has sufficient cash to meet its short-term financial obligations as it is above the National Treasury norm of 1.5:1 to 2:1 (MFMA Circular 71). A ratio above one indicates that the City would be able to pay all its current or short-term obligations if they fall due at any specific point.

- **Capital Charges to Operating Expenditure[5]**
  This ratio indicates the cost required to service the borrowing of a municipality. It assesses the borrowing or payment obligation expressed as a percentage of total operating expenditure.

  The year-to-date ratio outcome is 2.30% and is below the National Treasury norm of 6% to 8% (MFMA Circular 71). The ratio is budgeted at 3.41% for the 2026/27 financial period. This is a result of the City's borrowing strategy.

- **Borrowed funding of 'own' Capital Expenditure[6]**
  The ratio indicates the extent of capital expenditure financed from borrowed funding compared to own and other funding sources, excluding transfers and grant funded expenditure.

  This ratio is budgeted at 57.36% resulting from the budgeted uptake of external borrowing over the 2026/27 financial period. The ratio outcome is 44.50% for the period under review.

- **Financial Position[7]**
  Movements on the operating- and capital budget will impact on the financial position. Underspending on the capital budget will, for instance, lead to the property, plant and equipment result being less than budget. As such the outcome and related reasons for variances in the operating- and capital budget forms a critical link in determining the variance on the financial position of a municipality. The final outcomes for the financial position will only be known once year-end transactions have been finalised.

- **Cash Flow**
  Cash and cash equivalents amount to R12 456 million as at 31 August 2026. This positive cash position has been maintained since the previous financial year. The funds are invested in compliance with the MFMA and City's Cash Management and Investment policy.

DEBTORS

Debt management is carried out in terms of the City's Credit Control and Debt Collection bylaw and Policy. Outstanding debtors per category are reflected in the table below.

Debtors R Thousands	Current - 0 to 30 days	31-60 Days	61 days and over	TOTAL
Water	563 896	59 752	2 037 506	2 661 154
Electricity	1 258 415	47 473	822 308	2 128 196
Rates	1 148 004	65 420	1 352 676	2 566 101
Sewerage	283 621	26 794	756 789	1 067 204
Refuse	128 880	19 519	486 017	634 416

The 12-months moving average YTD collection ratio (reflected in the table below) is for the period September 2025 to August 2026 and therefore reflects a more favourable 12-months position.

The monthly collection ratio per service (reflected in the table below) is a more accurate reflection of the City's current collection ratio for property rates, electricity, water, sewerage and refuse, bearing in mind that this calculation is based on NT MFMA Circular 71, which takes the opening and closing balances, billing, write-offs etc. into account. As at 30 June 2026 there was still outstanding debt in relation to City-Wide Cleaning. This debt will be cleared in ensuing months as and when customers pay their municipal accounts.

Debtors Collection Rate %	12 Months Moving Average Collection Ratio Previous year 2025/2026	12 Months Moving Average Collection Ratio Current year 2026/2027	YTD Monthly Collection Ratio Per Service	Monthly Collection Ratio Per Service
Electricity	99.41%	98.95%	87.37%	88.91%
Water	92.12%	90.32%	79.37%	69.91%
Sewerage	96.79%	96.01%	88.94%	85.91%
Refuse	95.65%	94.88%	89.81%	82.64%
Rates	97.58%	96.91%	86.78%	84.93%
Other	95.91%	96.62%	91.54%	110.30%

The overall collection ratio results for August 2026 are reflected in the table below:

Overall Collection Ratio	
Period	Current year
12 Months	97.17%
6 Months	96.86%
3 Months	95.28%
Monthly	90.78%

The 12 Months Moving Average Payment Ratio (as per the above table) for the 12 months ended 31 August 2026 is 97.17%

HUMAN RESOURCES

Human Resources	Provisional Outcome 2025/26	Original Budget 2026/27	Adjusted Budget 2026/27	YearTD actual 2026/27
Employee and Councillor remuneration **(R'Thousands)**	21 273 681	22 378 924	22 378 859	3 179 715
Employee Costs (Employee costs/Total Revenue - capital revenue)	28.6%	29.8%	29.8%	21.6%
Total Cost of Overtime **(R'Thousands)**	1 229 487	1 031 596	1 031 429	99 221

Employee related costs are influenced by ongoing terminations, the turnaround time of filling vacancies and the internal filling of vacancies.

Details on senior managers' remuneration and the remuneration of other municipal staff can be found in *Table SC22 Monthly Budget Statement - councillor and staff benefits* on page 103.

STAFF COMPLEMENT

Municipal Employees (numbers)	Staff Establishment as at 1 July 2026	August 2026
Filled posts - Permanent	30 449	30 522
Filled posts - Temporary	1 523	1 527
Vacant posts - Permanent	3 419	3 409
	35 391	**35 458**

The table above reflects total establishment including total number of vacancies, however when dividing vacancies over staff establishment, it will express vacancies as a percentage of total staff establishment and not the vacancy rate.

Municipal Councillors (numbers)	Councillor positions as at 1 July 2026	August 2026
Municipal Councillors	229	230
Municipal Councillors - Vacancies	2	1
	231	**231**

The City had 3409 vacancies as at 31 August 2026; 1803 positions were filled (534 internal, 289 external, 226 rehired, 754 EPWP) with 218 terminations processed since the beginning of the financial year. The filling of vacancies is on-going and seasonal staff are appointed as and when required.

The table below shows the staff movement (number and value of vacancies) per directorate for the year-to-date.

Directorate	Staff Establishment 31 July 2026			Staff Movement for period 1 to 31 August 2026								Staff Establishment 31 August 2026			Progress of vacancies and actions to reduce number of vacant posts
				APPOINTMENTS					TERMINATIONS						
	Number of posts	Value of posts	Vacancy Rate	Internal	External	Rehire	EPWP	TOTAL	Resigna-tions	Other	TOTAL	Number of posts	Value of posts	Vacancy Rate	
City Manager	**374**	**R 352 983 593**	**3.21%**	1	0	1	0	2	1	1	2	**374**	**R 352 480 172**	**4.55%**	The vacancy rate in OCM has increased from 3.21% to 4.55% as at the end of August 2026, primarily due to resignations during the period under review. The Directorate made 2 appointments during the reporting period and a further 2 appointments are anticipated for September 2026.
Community Services & Health	**5517**	**R 2 850 523 794**	**5.11%**	12	11	15	41	79	6	11	17	**5520**	**R 2 850 649 038**	**4.18%**	The vacancy rate has decreased from 5.11% at the end of July 2026 to 4.18% at the end of August 2026. This is well below the Corporate target vacancy rate of 10%. The Directorate reported 17 terminations and made 38 appointments excluding EPWP workers. The Directorate has currently 488 vacancies of which 257 are in various stages of filling. Departments continue with weekly/bi-weekly recruitment and selection (R&S) update meetings to track and ensure movement on the R&S processes.
Corporate Services	**2749**	**R 2 002 662 293**	**4.07%**	23	17	15	14	69	1	8	9	**2771**	**R 2 015 269 412**	**4.47%**	The Directorate's vacancy rate has increased from 4.07% to 4.47% but remains within the stretch Directorate target of 5%. In ongoing efforts to further reduce this rate, Corporate Services has implemented several targeted interventions: - Bi-weekly monitoring sessions are held to track all vacancies and their current status. - Vacancies older than 6 months are being prioritised for urgent filling. - Bi-weekly engagements with assigned HR Practitioners are conducted, supplemented by additional support from the HRBP Office, to address recruitment delays and streamline processes.

Table continues on next page.

Directorate	Staff Establishment 31 July 2026			Staff Movement for period 1 to 31 August 2026								Staff Establishment 31 August 2026			Progress of vacancies and actions to reduce number of vacant posts
				APPOINTMENTS					TERMINATIONS						
	Number of posts	Value of posts	Vacancy Rate	Internal	External	Rehire	EPWP	TOTAL	Resigna-tions	Other	TOTAL	Number of posts	Value of posts	Vacancy Rate	
Economic Growth	**394**	**R 353 787 553**	**3.81%**	-1	3	0	10	12	0	0	0	**392**	**R 353 434 472**	**3.57%**	The Directorate currently has a vacancy rate of 3.57%, reflecting a decrease from the previous month. The Directorate currently has 27 vacant positions in total of which 13 are in various stages of the R&S process. Ongoing collaboration with Line Management and Corporate R&S, supported by structured project plans, ensures effective monitoring of recruitment progress and the timely filling of vacancies.
Energy	**2862**	**R 1 667 307 199**	**4.51%**	16	2	0	0	18	1	7	8	**2862**	**R 1 668 047 004**	**4.05%**	Departments have weekly/bi-weekly R&S update meetings to track and ensure movement on the R&S process and to prioritise vacancies nine months or older. Pools of competent candidates for certain designations i.e. workers, maintenance assistants, artisans, foremen and clerks are being generated so that a Notice of Appointment (NoA) can be processed when positions become available [piggyback]. There is a focused approach, where possible, to fill the Directorate's database with ready-to-appoint candidates as vacancies occur. The Directorate has appointed an Assistant Professional Officer to focus solely on the bulk processes in order to reduce the turnaround time of filling vacancies. The bulk of vacancies is caused by internal appointments, but a focused approach is followed to reduce the number of vacancies.

Table continues on next page.

Directorate	Staff Establishment 31 July 2026			Staff Movement for period 1 to 31 August 2026								Staff Establishment 31 August 2026			Progress of vacancies and actions to reduce number of vacant posts
				APPOINTMENTS					TERMINATIONS						
	Number of posts	Value of posts	Vacancy Rate	Internal	External	Rehire	EPWP	TOTAL	Resigna-tions	Other	TOTAL	Number of posts	Value of posts	Vacancy Rate	
Finance	**1851**	**R 1 192 051 037**	**1.67%**	21	13	7	0	41	0	5	5	**1850**	**R 1 190 559 760**	**1.46%**	Most of the vacancies within the Finance Directorate are consequential vacancies as a result of internal appointments.
Future Planning & Resilience	**397**	**R 448 398 060**	**3.27%**	5	1	0	0	6	2	0	2	**398**	**R 447 486 237**	**4.52%**	The vacancy rate increased from 3.27% to 4.52% as at the end of August 2026. The vacancy rate is expected to improve over the coming months, with a further 7 appointments currently in the recruitment pipeline, which are anticipated to be finalised during September and October 2026.
Human Settlements	**956**	**R 583 491 442**	**5.96%**	9	0	1	52	62	2	0	2	**958**	**R 585 038 806**	**6.47%**	The challenges in filling posts include: Recruitment capacity - 2/3 resources operating; limited skills in the market at manager/head level; due to Engineering Council of South Africa (ECSA) requirements for engineering roles, limited qualified professionals and limited suitably qualified internal candidates. There is focussed attention on vacancies older than 2 years through headhunting, shortlist reviews and LinkedIn leads. In order to shorten the turnaround time, vacancies are being filled by means of grouping bulk positions and using adverts and applications received (Bulk posts) in other directorates. For individual posts (not Bulk), line to do assessments before adverts close. All job descriptions, which require amendments prior to advertising must be updated within one month. Bi-weekly R&S engagements are held to discuss strategy to fill and progress to fast track. Commencement of the R&S process occurs prior to date of retirement to prevent delays in filling vacancies.

Table continues on next page.

Directorate	Staff Establishment 31 July 2026			Staff Movement for period 1 to 31 August 2026								Staff Establishment 31 August 2026			Progress of vacancies and actions to reduce number of vacant posts
				APPOINTMENTS					TERMINATIONS						
	Number of posts	Value of posts	Vacancy Rate	Internal	External	Rehire	EPWP	TOTAL	Resigna-tions	Other	TOTAL	Number of posts	Value of posts	Vacancy Rate	
Safety & Security	**7574**	**R 3 484 189 358**	**10.80%**	14	14	23	28	79	12	13	25	**7589**	**R 3 487 540 704**	**8.47%**	The Executive Director: Safety & Security has issued a directive that a vacancy rate of 1% must be maintained, and all efforts, in conjunction with Corporate and HRBP office, be put in place to meet this target. Vacancies 12 months and older are subjected to intense scrutiny by ED in the bi-weekly senior management meetings. Heads of Departments are required to account for delays in filling of vacancies and must indicate action plans to expedite the filling thereof. Monthly and bi-weekly collaboration meetings take place between HRBP, Support Managers and Corporate HR Practitioner. All vacancies are project managed within each department. “Dove tailing” (piggy backing) takes place on R&S processes of same positions within Safety & Security and other directorates. The Directorate has embarked on a process whereby all vacant supervisory positions (to a maximum of T13) can be filled via the advancement process. This was approved by the City Manager and applies to the Safety & Security Directorate only. The ED has directed that all new vacancies up to level T13 be filled by using this new method. This is referred to as the Restrictive Competitive Advancement Process (RECAP).

Table continues on next page.

Directorate	Staff Establishment 31 July 2026			Staff Movement for period 1 to 31 August 2026								Staff Establishment 31 August 2026			Progress of vacancies and actions to reduce number of vacant posts
				APPOINTMENTS					TERMINATIONS						
	Number of posts	Value of posts	Vacancy Rate	Internal	External	Rehire	EPWP	TOTAL	Resigna-tions	Other	TOTAL	Number of posts	Value of posts	Vacancy Rate	
Spatial Planning & Environment	**1156**	**R 898 470 139**	**7.01%**	21	3	8	12	44	0	3	3	**1158**	**R 902 468 417**	**5.70%**	The Directorate continues to implement a R&S plan - programming prioritised filling of vacancies with predetermined turnaround times and processes to create a pipeline of position-ready candidates per job segment, where appropriate, and advertising of job families – to mitigate the impact of consequential vacancies, optimise turnaround times, reduce vacancy age profile and enable fast-tracking of filling relevant positions. This is further supported by the Directorate's dedicated approach to advancements, succession planning, strategic career planning and the revival of graduate internship programmes. These initiatives are aimed at developing talent pipelines for future roles, expediting current and future appointments, and proactively addressing consequential vacancies as they arise.
Urban Mobility	**2090**	**R 1 116 067 105**	**5.22%**	3	12	0	0	15	1	7	8	**2096**	**R 1 119 858 133**	**6.06%**	The vacancy rate has increased from 5.22% to 6.06%. There is a large number of posts currently in the R&S process at the following stages: HR300s to be initiated - 12 HR300s in process - 1 HR300s with R&S - 27 Advert stage - 17 Shortlisting - 56 Interview - 12 Notice of Appointment – 31 Filled: 4 The HR Business Partners work very closely with Corporate HR and R&S. The Directorate's Support Service Managers are constantly following up on outstanding matters regarding vacancies. Many vacant positions are filled with internal staff which results in consequential vacancies. The Directorate is in a process of analysing the need of all vacancies older than one year. These vacancies will be prioritised for filling or abolishment to create new positions in areas where additional positions are required.

Table continues on next page.

Directorate	Staff Establishment 31 July 2026			Staff Movement for period 1 to 31 August 2026								Staff Establishment 31 August 2026			Progress of vacancies and actions to reduce number of vacant posts
				APPOINTMENTS					TERMINATIONS						
	Number of posts	Value of posts	Vacancy Rate	Internal	External	Rehire	EPWP	TOTAL	Resigna-tions	Other	TOTAL	Number of posts	Value of posts	Vacancy Rate	
Urban Waste Management	**4068**	**R 1 468 039 144**	**3.83%**	16	3	4	382	405	3	8	11	**4073**	**R 1 471 834 223**	**4.66%**	The Directorate has maintained a vacancy rate below 5%. This achievement is attributable to targeted interventions and a focused approach to vacancy management initiatives within the Directorate. The two approaches focus on the following: Targeted interventions The continuous bulk R&S projects focuses on T13 and below operational positions. The establishment and maintenance of talent pools as part of the R&S process, proactively address consequential vacancies. Focused Approach External advertising of senior positions to attract a broader pool of suitably qualified candidates. The selection of alternative candidates during the R&S process, reduces appointment turnaround times.

Table continues on next page.

Directorate	Staff Establishment 31 July 2026			Staff Movement for period 1 to 31 August 2026								Staff Establishment 31 August 2026			Progress of vacancies and actions to reduce number of vacant posts
				APPOINTMENTS					TERMINATIONS						
	Number of posts	Value of posts	Vacancy Rate	Internal	External	Rehire	EPWP	TOTAL	Resigna-tions	Other	TOTAL	Number of posts	Value of posts	Vacancy Rate	
Water & Sanitation	**5403**	**R 2 733 750 535**	**6.24%**	31	19	4	2	56	2	10	12	**5417**	**R 2 741 380 664**	**7.40%**	The vacancy rate within the Water & Sanitation Directorate has shown an increase from the previous month, primarily due to terminations. Notwithstanding the increase in the vacancy rate, the Directorate made 56 appointments during the period as a result of the collaborative efforts and fast-tracking initiatives led by the HR Business Partner (HRBP). To further support Corporate R&S and continue improving the vacancy rate, the HRBP is actively driving the following initiatives: Panel Participation: HRBP Senior Professional Officers (SPOs) and Professional Officers (POs) are contributing by serving on interview panels. Process Management: HRBP POs are assisting the R&S team throughout the recruitment lifecycle - from shortlisting to final placement. Administrative Support: A dedicated student R&S admin team has been established to handle scheduling, candidate communication, assessment scanning, venue bookings, and other administrative tasks. This allows R&S practitioners to focus on assessments and interviews. Regular Engagements: Continuous engagement with the R&S team ensures that any concerns or process bottlenecks are addressed promptly. Bulk Recruitment & Alternative Talent Pools: The HRBP is also utilising bulk recruitment strategies and exploring alternative candidate pools to expedite vacancy filling.
TOTAL	**35391**	**R 19 151 721 252**	**6.08%**	171	98	78	541	888	31	73	104	**35458**	**R 19 186 047 042**	**5.74%**	

The vacancy rate is calculated by dividing the total number of permanent vacancies, **less** posts in process of being filled, over total staff establishment.

The table below shows the calculation of the achieved vacancy rate.

Directorate	Filled Posts (Perm)	Filled Posts (Temp)	Vacant Posts			Total Posts	Achieved Vacancy Rate (E/F)
	No of Staff (A)	No of Staff (B)	No of Posts (C)	In Process (D)	No of Actual Vacancies (C - D) (E)	No Of Posts (A+B+E) (F)	
Community Services and Health	5 023	9	488	257	**231**	**5 520**	**4.18%**
Corporate Services	2 364	219	188	64	**124**	**2 771**	**4.47%**
Economic Growth	364	1	27	13	**14**	**392**	**3.57%**
Energy	2 598	6	258	142	**116**	**2 862**	**4.05%**
Finance	1 758	12	80	53	**27**	**1 850**	**1.46%**
Future Planning and Resilience	357	16	25	7	**18**	**398**	**4.52%**
Human Settlements	819	33	106	44	**62**	**958**	**6.47%**
City Manager	324	31	19	2	**17**	**374**	**4.55%**
Safety and Security	5 499	1 177	913	270	**643**	**7 589**	**8.47%**
Spatial Planning and Environment	1 033	3	122	56	**66**	**1 158**	**5.70%**
Urban Mobility	1 905	17	174	47	**127**	**2 096**	**6.06%**
Urban Waste management	3 759	-	314	124	**190**	**4 073**	**4.66%**
Water and Sanitation	4 719	3	695	294	**401**	**5 417**	**7.40%**
Total	**30 522**	**1527**	**3409**	**1 373**	**2 036**	**35 458**	**5.74%**

The table below shows the number of vacant posts per T-grade level per directorate.

Directorate	Number of posts per T-Grade							
	T1 -T5	T6 -T9	T10 -T13	T14 - T16	T17 -T18	T19 - T22	T23 - T24	Total
Community Services & Health	183	179	101	23	2	0	0	**488**
Corporate Services	36	24	64	56	6	2	0	**188**
Economic Growth	5	2	14	3	3	0	0	**27**
Energy	85	45	89	29	8	2	0	**258**
Finance	45	15	9	10	1	0	0	**80**
Future Planning & Resilience	2	2	6	14	1	0	0	**25**
Human Settlements	38	23	22	20	3	0	0	**106**
Office of the City Manager	3	1	6	8	0	1	0	**19**
Safety And Security	95	651	142	22	2	1	0	**913**
Spatial Planning And Environment	34	10	49	23	3	3	0	**122**
Urban Mobility	69	49	33	18	1	4	0	**174**
Urban Waste Management	147	98	47	20	1	1	0	**314**
Water & Sanitation	261	226	131	71	6	0	0	**695**
Total	**1003**	**1325**	**713**	**317**	**37**	**14**	**0**	**3409**

The table below provides an age analysis of vacancies per directorate.

DIRECTORATE	Less Than 6 Months	6 to 12 Months	1 to 2 Years	More Than 2 Years	Grand Total	Vacancies one year and older as a % of total vacancies
Community Services & Health	306	96	70	16	488	17.6%
Corporate Services	143	30	13	2	188	8.0%
Economic Growth	17	3	4	3	27	25.9%
Energy	153	38	44	23	258	26.0%
Finance	75	5	0	0	80	0.0%
Future Planning & Resilience	22	3	0	0	25	0.0%
Human Settlements	50	30	14	12	106	24.5%
Office of the City Manager	15	3	0	1	19	5.3%
Safety & Security	526	173	165	49	913	23.4%
Spatial Planning & Environment	75	30	6	11	122	13.9%
Urban Mobility	131	34	8	1	174	5.2%
Urban Waste management	156	72	44	42	314	27.4%
Water & Sanitation	419	138	80	58	695	19.9%
Grand Total	**2 088**	**655**	**448**	**218**	**3 409**	**19.5%**

BUDGET PERFORMANCE ANALYSIS

OPERATING REVENUE AND EXPENDITURE

Summary Statement of Financial Performance

Description R'Thousands	Original Budget 2026/27	Adjusted Budget 2026/27	YearTD budget 2026/27	YearTD actual 2026/27	YTD variance	Full Year Forecast
Total Revenue (excl. capital transfers and contributions, and water inventory)	67 881 170	67 890 200	13 131 907	14 070 494	938 587	68 111 097
Total Expenditure (excl. water inventory)	68 165 395	68 174 424	9 276 070	8 688 044	(588 026)	67 932 206
Surplus/(Deficit)	**(284 225)**	**(284 225)**	**3 855 837**	**5 382 450**	**1 526 613**	**178 891**

Note: NT, in terms of mSCOA and the MBRR reporting, requires municipalities to report on water inventory as gains, inventory consumed, and losses. This table discloses the financial performance with all water inventory accounts as a net on expenditure.

Continuous identification of under-/over expenditure is taking place and communicated to line thereby affording line the opportunity to redirect potential savings to other needy/priority areas in their areas of responsibility.

Funds and savings are transferred to priority areas to facilitate operational needs and address critical service delivery realities.

Any instances of apparent non-compliance are addressed by the relevant finance officials.

REVENUE

Main revenue sources for 2026/27

Description R thousands	Budget Year 2026/27						
	Original Budget	Adjusted Budget	YearTD actual	YearTD budget	YTD variance	YTD variance %	Full Year Forecast
Revenue							
Exchange Revenue							
Service charges - Electricity	24 689 780	24 689 780	4 787 544	4 655 067	132 478	2.8%	24 802 482
Service charges - Water	6 242 884	6 242 884	922 177	925 281	(3 104)	-0.3%	6 242 884
Service charges - Waste Water Management	3 170 976	3 170 976	486 186	484 080	2 105	0.4%	3 170 976
Service charges - Waste management	1 711 180	1 711 180	274 535	289 067	(14 532)	-5.0%	1 711 180
Sale of Goods and Rendering of Services	753 098	753 098	168 276	127 628	40 648	31.8%	803 086
Agency services	310 022	310 022	44 257	51 670	(7 414)	-14.3%	310 022
Interest	–	–	–	–	–	-	–
Interest earned from Receivables	340 218	340 218	218 400	55 731	162 669	291.9%	340 263
Interest from Current and Non Current Assets	843 365	843 365	279 370	140 561	138 809	98.8%	843 365
Dividends	–	–	–	–	–	-	–
Rental from Fixed Assets	576 569	576 569	94 674	100 276	(5 602)	-5.6%	576 569
Licence and permits	572	572	178	95	82	86.3%	572
Special rating levies	521 067	521 067	93 224	86 844	6 379	7.3%	521 067
Development Charges	215 974	215 974	163 118	28 687	134 431	468.6%	274 496
Operational Revenue	192 509	192 509	33 348	28 324	5 024	17.7%	189 440
Non-Exchange Revenue							
Property rates	15 810 666	15 810 666	2 677 978	2 496 768	181 210	7.3%	15 810 666
Surcharges and Taxes	–	–	–	–	–	-	–
Fines, penalties and forfeits	1 908 390	1 908 390	452 392	313 807	138 585	44.2%	1 908 670
Licence and permits	49 538	49 538	10 865	7 827	3 037	38.8%	49 538
Transfers and subsidies - Operational	7 194 666	7 203 695	2 304 770	2 320 398	(15 629)	-0.7%	7 203 695
Interest	103 530	103 530	56 787	17 255	39 532	229.1%	103 530
Fuel Levy	3 004 725	3 004 725	1 001 575	1 001 575	–	-	3 004 725
Operational Revenue	–	–	335	–	335	100.0%	2 428
Gains on disposal of Fixed and Intangible Assets	81 441	81 441	–	966	(966)	-100.0%	81 441
Other Gains	6 614 734	6 614 734	491 515	503 689	(12 173)	-2.4%	6 614 734
Total Revenue (excluding capital transfers and contributions)	**74 335 904**	**74 344 933**	**14 561 503**	**13 635 596**	**925 907**	**6.8%**	**74 565 830**

Note: NT, in terms of mSCOA and the MBRR reporting, requires municipalities to report on water inventory as gains. This table discloses the financial performance inclusive of all water inventory accounts.

Reasons for major over-/under-recovery per revenue source

- **Service charges - Electricity (R132,5 million over)**
  The variance is due to the budget projections being based on historical data, resulting in a misalignment between the monthly budget provisions and the actual revenue billed.

- **Sale of Goods and Rendering of Services (R40,6 million over)**
  The variance reflects mainly on the following items:
  - Admission/Entrance Fees, due to an increase in visitors at nature reserves.
  - Parking Fees, where the additional parking areas being covered have resulted in an increase in revenue recognised.
  - Bus fares - Transit Products, due to a higher-than-anticipated demand for the services.
  - Recoveries of Operational Expenditure, due to a misalignment between actual revenue and year-to-date budget projections, as well as unanticipated recoveries received from the Department of Home Affairs. The latter relates to the transportation and mobile toilet services arranged by Disaster Risk Management (DRM) in connection with the deportation of foreign nationals at the end of June 2026.

- **Interest earned from Receivables (R162,7 million over)**
  The variance is due to the incorrect billing of interest on indigent accounts, which are currently under review.

- **Interest from Current and Non-Current Assets (R138,8 million over)**
  The variance is on Interest Received: Short Term and Call fixed deposits, due to higher cash and investment balances, and more favourable interest rates offered in the market than anticipated.

- **Development Charges (R134,4 million over)**
  The variance is due to higher than planned revenue on property development, which is difficult to accurately predict for monthly cash flow purposes.

- **Property Rates (R181,2 million over)**
  The variance is mainly on Property Rates, due to the processing of 8141 real time GV2025 supplementary valuations during the reporting period.

- **Fines, penalties and forfeits (R138,6 million over)**
  The variance is mainly on Fines - Traffic Fine Accruals and Traffic Fines, due to:
  - More fines issued than planned for the year-to-date; and
  - Increased fine collections supported by intensified enforcement operations.

- **Interest (R39,5 million over)**
  The variance is due to higher-than-estimated interest received on arrear Property Rates to date.

Reasons for variances on revenue by source can be found in *Table SC7: Material variance explanations for revenue by source* on page 62.

Reasons for variances on revenue by vote can be found in *Table SC7: Material variance explanations for revenue by vote* on page 66.

EXPENDITURE

Main expenditure types for 2026/27

Description R thousands	Budget Year 2026/27						
	Original Budget	Adjusted Budget	YearTD actual	YearTD budget	YTD variance	YTD variance %	Full Year Forecast
Expenditure By Type							
Employee related costs	22 171 720	22 171 655	3 147 334	3 386 066	(238 731)	-7.1%	21 787 932
Remuneration of councillors	207 204	207 204	32 381	34 534	(2 153)	-6.2%	207 204
Bulk purchases - electricity	18 976 300	18 976 300	2 155 945	2 162 379	(6 434)	-0.3%	18 976 300
Inventory consumed	8 197 463	8 193 105	759 258	756 622	2 637	0.3%	8 193 825
Debt impairment	2 622 547	2 622 547	494 370	447 474	46 896	10.5%	2 622 093
Depreciation, amortisation and impairment	4 224 161	4 224 161	690 157	699 987	(9 830)	-1.4%	4 224 162
Interest, Dividends and Rent on Land	1 259 045	1 252 486	160 934	201 586	(40 652)	-20.2%	1 840 340
Contracted services	11 346 964	11 333 388	859 731	972 568	(112 837)	-11.6%	10 920 057
Transfers and subsidies	339 257	359 642	53 565	72 359	(18 794)	-26.0%	336 911
Irrecoverable debts written off	863 025	863 025	86 851	133 455	(46 603)	-34.9%	863 479
Operational costs	3 889 163	3 902 366	703 075	871 812	(168 738)	-19.4%	3 890 575
Disposal of Fixed and Intangible Assets	2 551	2 551	0	126	(125)	-99.7%	2 551
Other Losses	520 728	520 728	35 451	40 791	(5 340)	-13.1%	521 510
Total Expenditure	**74 620 128**	**74 629 158**	**9 179 053**	**9 779 759**	**(600 706)**	**-6.1%**	**74 386 940**

Note: NT, in terms of mSCOA and the MBRR reporting, requires municipalities to report on water inventory as inventory consumed, and losses. This table discloses the financial performance inclusive of all water inventory accounts.

Reasons for major over-/under expenditure by type

- **Employee related costs (R238,7 million under)**
  The variance is mainly due to:
  - The turnaround time in filling vacancies.
  - The internal filling of vacancies.

- **Debt impairment (R46,9 million over)**
  The National Treasury's reporting requirements as part of the Municipal Regulations on a Standard Chart of Accounts requires that municipalities disclose debt impairment as well as irrecoverable debt written off in the statement of financial performance.
  While budgeted debt impairment represents a contribution to the provision for debt impairment, the budgeted appropriation is calculated by taking the difference of budgeted actual collections against budgeted accrued revenue. As per the accounting policy of the City, in most instances bad debt is only written off post the financial year in which the contribution to the provision is made against the balance sheet and not the operating statement of financial performance. The two items namely, debt impairment and irrecoverable debt written off must not be seen in isolation. When combined the variance equates to 0.05% (R292 880 over-expenditure) due to an increase in the contribution to bad debt provision.

- **Interest, Dividends and Rent on Land (R40,7 million under)**
  The variance is mainly attributable to the delayed drawdown of loans as informed by the City's financing strategy, which resulted in savings on external interest payable.

- **Contracted Services (R112,8 million under)**
  The variance reflects mainly on:
  - G&D Contracted Services Building, due to outstanding invoices on a number of projects.
  - R&M Electrical, due to no load-shedding which has in turn led to a reduction in theft and vandalism of electrical infrastructure and consequently a reduction in faults.
  - Maintenance of Equipment, due to several planned IS&T maintenance activities that are scheduled to be finalised in the coming months, as well as less than planned reactive maintenance requests received to date.
  - Security Services: Municipal Facilities, due to outstanding verification of invoices which resulted in the misalignment of the period budget provision and actual expenditure incurred.
  - Litter Picking and Street Cleaning, as a result of the Sandy Area tender not being awarded for the first two months of the financial year, which resulted in savings.
  - Sewerage Services, due to delays in the submission of invoices by vendors for work completed at various Wastewater sites, resulting in expenditure not being processed within the reporting period.

- **Irrecoverable debts written off (R46,6 million under)**
  The National Treasury's reporting requirements as part of the Municipal Regulations on a Standard Chart of Accounts requires that municipalities disclose debt impairment as well as irrecoverable debt written off in the statement of financial performance.
  While budgeted debt impairment represents a contribution to the provision for debt impairment, the budgeted appropriation is calculated by taking the difference of budgeted actual collections against budgeted accrued revenue. As per the accounting policy of the City, in most instances bad debt is only written off post the financial year in which the contribution to the provision is made against the balance sheet and not the operating statement of financial performance. The two items namely, debt impairment and irrecoverable debt written off must not be seen in isolation. When combined the variance equates to 0.05% (R292 880 over-expenditure) due to an increase in the contribution to bad debt provision.

- **Operational costs (R168,7 million under)**
  The variance reflects mainly on:
  - MIDS/CIDS due to less services charges paid to CIDS subsidiaries than anticipated.
  - Commission Revenue Sharing, due to a misalignment between the period budget projections and actual expenditure incurred.
  - Software Licences – Upgrade/Protection, due to the cost of software licences being lower than initially planned. Expenditure is expected to increase as licence renewals become due and the procurement of additional licences is concluded.
  - Specialised Information Technology Services, as a result of outstanding invoices for specialised IT projects from vendor, as well as consultants working fewer hours than initially anticipated.

Reasons for variances on expenditure by type can be found in *Table SC7: Material variance explanations for expenditure by type* on page 79.

Expenditure per vote (directorate)

Vote Description R thousands	Budget Year 2026/27						
	Original Budget	Adjusted Budget	YearTD actual	YearTD budget	YTD variance	YTD variance %	Full Year Forecast
Expenditure by Vote							
Vote 1 - Community Services & Health	5 182 703	5 182 703	633 426	691 968	(58 542)	-8.5%	4 937 777
Vote 2 - Corporate Services	4 519 107	4 519 107	755 800	890 036	(134 237)	-15.1%	4 519 107
Vote 3 - Economic Growth	783 369	783 369	114 152	126 729	(12 577)	-9.9%	783 369
Vote 4 - Energy	23 122 856	23 123 401	2 688 326	2 748 002	(59 676)	-2.2%	22 983 330
Vote 5 - Finance	4 635 203	4 635 203	715 261	815 482	(100 221)	-12.3%	4 635 203
Vote 6 - Future Planning & Resilience	674 644	674 644	90 399	93 017	(2 618)	-2.8%	674 644
Vote 7 - Human Settlements	1 770 371	1 770 371	237 982	276 138	(38 156)	-13.8%	1 913 213
Vote 8 - Office of the City Manager	578 336	578 336	74 025	82 362	(8 337)	-10.1%	578 336
Vote 9 - Safety & Security	6 833 896	6 833 896	969 880	981 670	(11 790)	-1.2%	6 833 833
Vote 10 - Spatial Planning & Environment	2 017 245	2 017 245	250 123	289 355	(39 233)	-13.6%	2 017 245
Vote 11 - Urban Mobility	4 815 037	4 815 037	520 203	553 721	(33 518)	-6.1%	4 815 037
Vote 12 - Urban Waste Management	4 068 730	4 068 730	506 783	545 891	(39 108)	-7.2%	4 068 730
Vote 13 - Water & Sanitation	15 618 633	15 627 117	1 622 717	1 685 386	(62 669)	-3.7%	15 627 117
Total Expenditure by Vote	**74 620 128**	**74 629 158**	**9 179 076**	**9 779 759**	**(600 683)**	**-6.1%**	**74 386 940**

Reasons for under expenditure per vote (directorate)

Details on under expenditure by vote can be found in *Table SC7: Material variance explanations for expenditure by vote* on page 71.

Monthly Operating Revenue and Expenditure Performance

The graph below shows the monthly actual operating revenue and expenditure against budget.

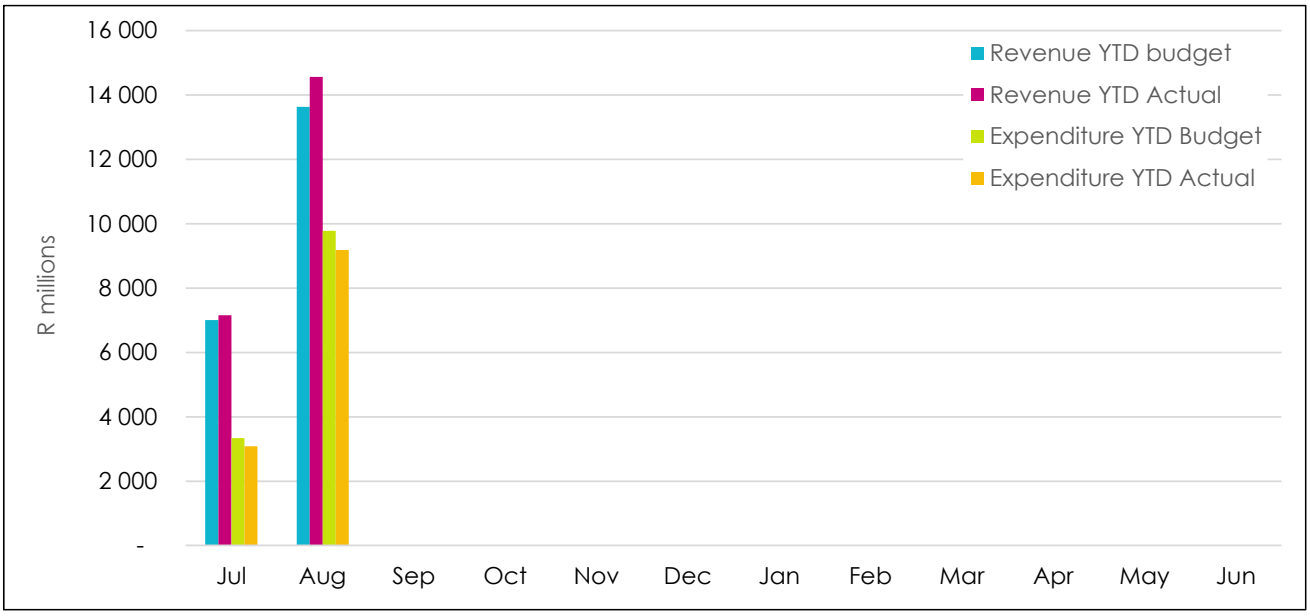

CAPITAL EXPENDITURE AND FUNDING

Summary Statement of Capital Budget Performance

Vote Description R thousands	Budget Year 2026/27						
	Original Budget	Adjusted Budget	YearTD actual	YearTD budget	YTD variance	YTD variance %	Full Year Forecast
Total Capital Expenditure	**13 086 540**	**13 374 937**	**1 127 229**	**1 299 506**	**(172 277)**	**-13.3%**	**12 892 592**
Funded by:							
National Government	4 468 869	4 468 869	308 556	449 559	(141 002)	-31.4%	4 470 831
Provincial Government	8 779	8 779	6 017	3 000	3 017	100.6%	8 779
Transfers and subsidies - capital (monetary allocations) (Nat / Prov Departm Agencies, Households, Non-profit Institutions, Private Enterprises, Public Corporatons, Higher Educ Institutions)	135 461	179 872	17 271	11 144	6 126	55.0%	166 043
Transfers recognised - capital	**4 613 110**	**4 657 521**	**331 844**	**463 703**	**(131 859)**	**-28.4%**	**4 645 653**
Borrowing	**5 000 000**	**5 000 000**	**353 924**	**396 227**	**(42 303)**	**-10.7%**	**4 810 277**
Internally generated funds	**3 473 431**	**3 717 416**	**441 460**	**439 576**	**1 884**	**0.4%**	**3 436 662**
Total Capital Funding	**13 086 540**	**13 374 937**	**1 127 229**	**1 299 506**	**(172 277)**	**-13.3%**	**12 892 592**

The summary statement of capital budget performance indicates actual capital expenditure of R1 127 million or 8.43% of the current budget.

The year-to-date spend represents 9.12% (R795 million) on internally-funded projects and 7.12% (R332 million) on externally grant-funded projects.

Capital budget by municipal vote for 2026/27

Vote Description R thousands	2025/26	Budget Year 2026/27						
	Provisional Outcome	Original Budget	Adjusted Budget	YearTD actual	YearTD budget	YTD variance	YTD variance %	Full Year Forecast
Vote 1 - Community Services & Health	315 103	376 209	389 404	26 148	41 580	(15 432)	-37.1%	381 109
Vote 2 - Corporate Services	706 252	642 101	665 178	128 522	111 851	16 671	14.9%	659 476
Vote 3 - Economic Growth	123 067	84 703	97 851	1 285	3 036	(1 752)	-57.7%	96 149
Vote 4 - Energy	1 293 050	1 521 424	1 561 238	179 509	201 874	(22 365)	-11.1%	1 521 627
Vote 5 - Finance	121 466	27 661	28 257	8 447	2 331	6 116	262.4%	28 060
Vote 6 - Future Planning & Resilience	20 835	14 766	15 724	4 443	4 412	30	0.7%	15 574
Vote 7 - Human Settlements	1 342 339	966 583	966 583	108 701	133 906	(25 205)	-18.8%	968 583
Vote 8 - Office of the City Manager	18 203	3 434	3 584	1 313	389	924	237.8%	3 533
Vote 9 - Safety & Security	425 530	207 259	207 825	11 362	21 634	(10 272)	-47.5%	207 800
Vote 10 - Spatial Planning & Environment	418 498	309 756	339 475	43 210	47 543	(4 333)	-9.1%	320 824
Vote 11 - Urban Mobility	2 525 117	3 057 544	3 214 412	191 374	232 956	(41 582)	-17.8%	3 081 609
Vote 12 - Urban Waste Management	427 938	488 176	494 157	65 755	80 781	(15 026)	-18.6%	479 157
Vote 13 - Water & Sanitation	4 498 038	5 386 924	5 391 250	357 160	417 213	(60 053)	-14.4%	5 129 090
Total Capital Expenditure	**12 235 438**	**13 086 540**	**13 374 937**	**1 127 229**	**1 299 506**	**(172 277)**	**-13.3%**	**12 892 592**

Reasons for major YTD over/under expenditure on the capital budget

- **Urban Mobility (R41,6 million under)**
  The negative variance reflects mainly on the following projects:
  - MyCiti Buses: Additional FY27, where the project is behind schedule due to the delayed delivery of the pilot bus.
  - IRT Phase 2A – W2-Roadway-Turfhall Road, where expenditure is behind schedule due to programme delays arising from damage to an existing foul sewer pipe.
  - IRT Phase 2A – Electric Bus Charging Infrastructure, where the project is behind schedule due to payment reversals, lower-than-anticipated claims, and slower-than-planned progress on the Foreshore works.
  - IRT Formalising Bus Stops Project, where design and permit delays resulted in limited implementation progress. An extension of time is currently under evaluation.

96% spend is forecasted for the projects currently on the budget.

- **Water & Sanitation (R60,1 million under)**
  The variance is mainly due to invoices submitted at month-end for the AMI, Trappies Sewer Rehabilitation, Cape Flats Rehabilitation, Koeberg Pump Station and Scottsdene Treated Effluent projects, which are still undergoing verification.

95% spend is forecasted for the projects currently on the budget.

Detailed explanations and remedial action on variances on the capital budget (Adjusted Budget vs YearTD actual) can be found in *Table SC7: Material variance explanations for capital expenditure by vote* on page 82.

Reasons for major variances between the Adjusted Budget and Full Year Forecast on the capital budget

- **Energy (R39,6 million)**
  The variance is mainly attributable to construction and insurance contingencies.

- **Spatial Planning & Environment (R18,6 million)**
  The variance is mainly attributable to:
  - Construction and insurance contingencies.
  - Harmony Flats EEC Refurbishment, where the project has been delayed due to poor contractor performance, resulting in the termination of the contract. The appointment of a new contractor will not allow for the completion of all planned works within the 2026/27 financial year. Consequently, a portion of the budget will need to be rephased to the 2027/28 financial year as part of the January 2027 adjustments budget.
  - Upgrade of Kanonberg House/office, where the project is currently in the detail design phase and is experiencing challenges regarding access to the site, as a private property owner is denying access via the existing access road. The matter has been escalated to the Legal Services Department for intervention. However, it is anticipated that not all planned works will be completed within the 2026/27 financial year, and a portion of the budget will need to be rephased until access to site has been restored.

- **Urban Mobility (R132,8 million)**
  The variance is mainly attributable to.
  - Construction and insurance contingencies.
  - M3 Corridor: Hospital Bend-Constantia MR, where the project is progressing, with contractor mobilisation commencing on 28 July 2026. Expenditure is currently behind schedule due to delayed invoicing and slower-than-anticipated ramp-up of site activities. An underspend is anticipated based on the contractor's projected cash flow.
  - IRT Ph2A:W1-Roadway-Imam Haron/Chichester, where the project has experienced programme delays due to energy cable relocations, resulting in the extension of practical completion to August 2028. Although certain works were completed earlier than anticipated, the revised programme indicates an underspend for the current financial year.

Monthly capital expenditure

The graph below reflects the City's monthly capital expenditure to date measured against the 2026/27 current budget.

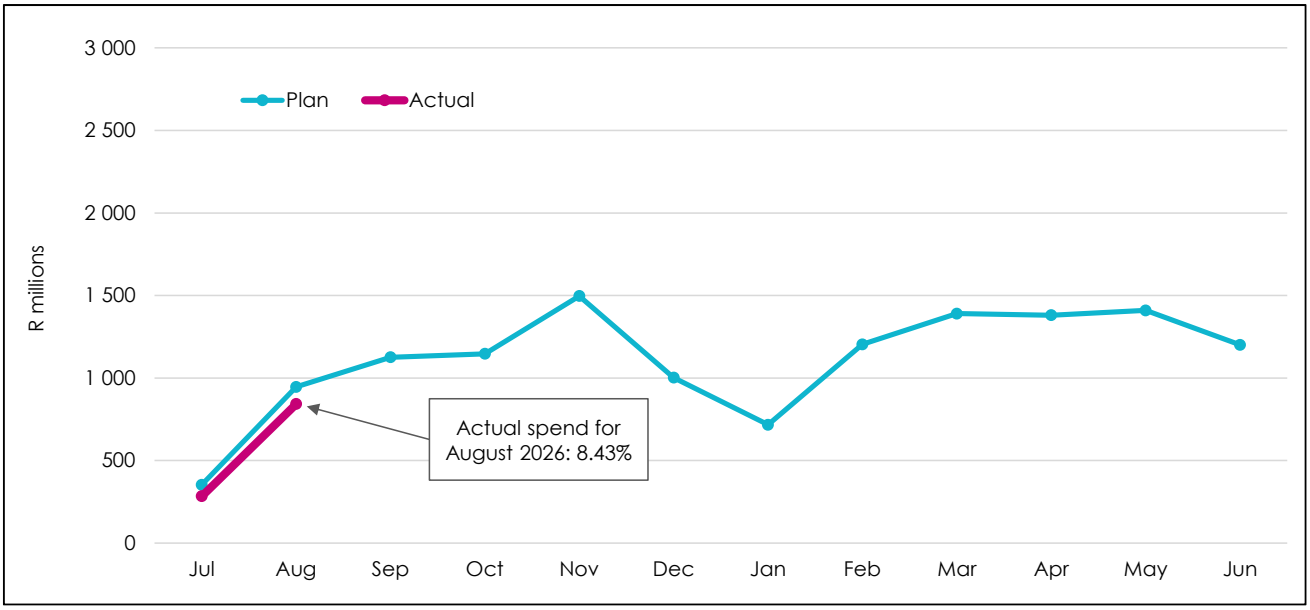

Capital expenditure trend over the current- and past two years

The graph below shows the City's capital expenditure trend for 2024/25, 2025/26 and 2026/27.

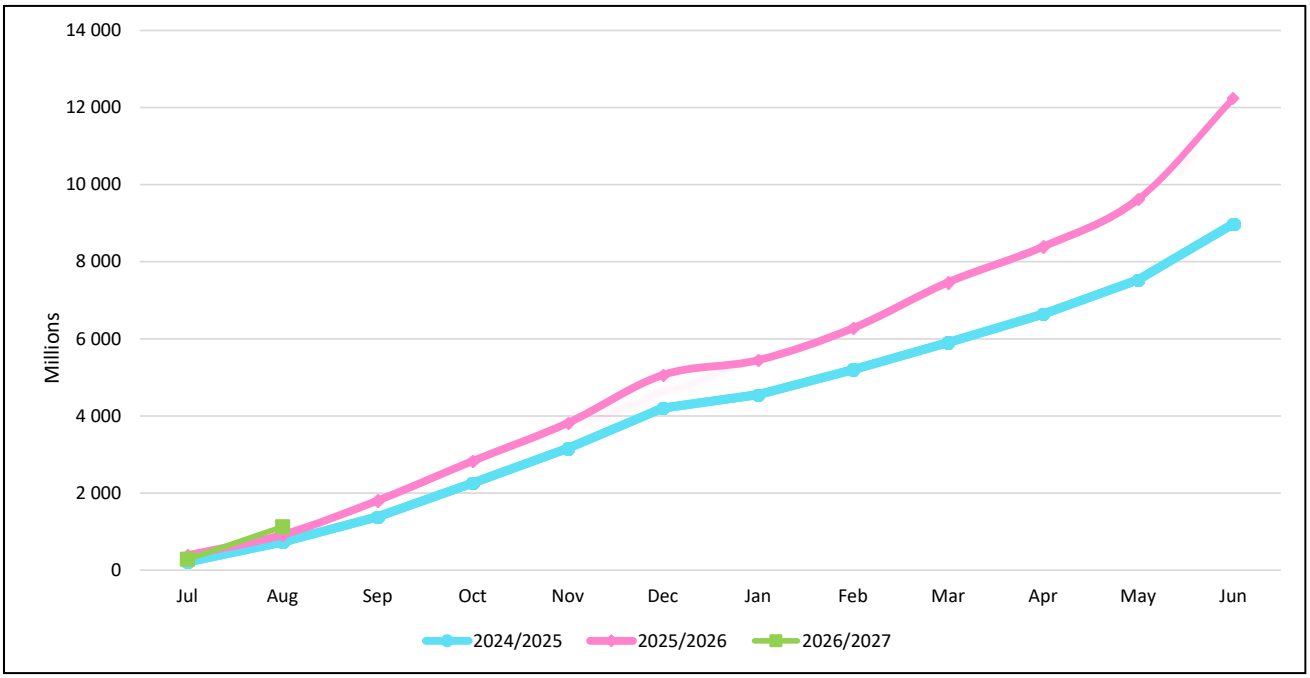

Status of major capital programmes/projects

Programme/Major Project	Current Budget	YTD Planned Spend	YTD Actual Spend	YTD Variance	Full Year Forecast	Comments
IRT Phase 2 A	1 790 346 050	141 727 807	133 175 923	-8 551 884	1 780 336 871	The project is behind schedule due to payment reversals, lower-than-anticipated claims, and slower construction progress, resulting in expenditure being below planned spend.
Macassar WWTW Extension	1 105 812 294	39 081 404	52 344 371	13 262 967	1 105 812 294	The project is ahead of schedule due to the contractor's better-than-expected performance in August 2026.
IRT Phase 2 A	503 895 614	16 649 454	9 776 867	-6 872 587	500 699 624	The project is currently behind schedule due to the delayed delivery of the pilot bus. However, the invoice has been received and is currently being processed, while bus production remains on track for completion during the 2026/27 financial year. Savings arising from the appointed manufacturer’s lower-than-anticipated quotation will be reprioritised towards other priority projects within the directorate.
Potsdam WWTW - Extension	496 247 202	80 000 000	79 646 788	-353 212	338 497 202	Construction is underway and progressing in line with planned work. The minor variance is attributable to lower-than-estimated material quantities, resulting in identified savings.
AMI rollout programme	456 989 400	41 451 150	10 734 312	-30 716 838	456 989 400	The installation of meters is currently underway. Invoices have been received and are being vetted against completed work and supporting documentation before payment can be processed. The variance is mainly due to the timing of the verification and payment process.
Sewer Network Renewal	365 000 000	13 691 201	16 060 514	2 369 313	365 000 000	The procurement process for work packages is progressing well, with some packages already advertised. Implementation remains on track, with further progress dependent on procurement evaluations, approvals, and contractor mobilisation. The project is currently ahead of schedule due to good contractor performance.
Plant & Vehicles: Replacement	346 269 000	73 254 831	56 992 347	-16 262 484	346 269 000	Some orders have been placed; however, deliveries are currently behind schedule. The Project Manager (PM) is actively following up with the vendor to expedite the outstanding deliveries. Additional orders are scheduled to be placed in September 2026.
Cape Flats Aquifer Recharge	297 178 444	28 148 263	28 148 263	-	297 178 444	Construction is currently underway.

Table continues on next page.

Programme/Major Project	Current Budget	YTD Planned Spend	YTD Actual Spend	YTD Variance	Full Year Forecast	Comments
Water Network Renewal	287 438 512	7 920 788	6 225 929	-1 694 859	287 438 512	Various work packages are currently being implemented. The variance is attributable to the outstanding August 2026 invoice, which the PM is actively following up on.
Philippi Collector Sewer	243 236 936	16 056 483	15 556 713	-499 770	207 660 977	The Professional Service Provider (PSP) is currently in the process of compiling tender documentation. The PSP invoices for August 2026 were received after month-end and are currently being vetted for payment in September 2026.
Cape Flats Rehabilitation	226 012 899	5 557 475	-	-5 557 475	226 012 899	Construction is currently underway. The invoices for August 2026 were received after month-end and are currently being vetted for payment in September 2026.
System Equipment: Replacement	222 200 000	41 654 010	46 960 123	5 306 113	222 200 000	The project is ahead of schedule due to good contractor performance.
Fleet & Plant: Replacement	213 209 005	78 538 026	82 811 327	4 273 301	213 209 005	The project is ahead of schedule due to the accelerated delivery of vehicle-related items by suppliers. Additional orders have been placed and are currently awaiting delivery.
Bulk Water Augmentation Scheme	212 107 150	344 655	107 099	-237 556	212 107 150	A PSP has been appointed, and stakeholder engagement activities are underway. The invoices for August 2026 were received after month-end and are currently being vetted for payment in September 2026.
Finance and Operational Core Software	158 059 624	2 140 344	-	-2 140 344	158 059 624	The project is behind schedule due to delays in the receipt and processing of contractor invoices. Engagement with the service provider is ongoing to expedite invoice submission. Further service orders will be placed once resources are recruited, while infrastructure equipment commitments are expected to be raised in September 2026, subject to confirmation of implementation requirements.
Woodstock 132 kV GIS replacement	156 681 801	-	-60 190	-60 190	156 681 801	A credit has been realised as a result of a foreign exchange rate adjustment. Project implementation remains on track, with delivery of the GIS switchgear anticiapated by January 2027.

Table continues on next page.

Programme/Major Project	Current Budget	YTD Planned Spend	YTD Actual Spend	YTD Variance	Full Year Forecast	Comments
Cape Flats Aquifer:Hanover Park & Philip	140 000 000	11 170 338	11 170 338	-0	140 000 000	Construction is currently underway.
Sewer Pump Stations Minor Upgrades	119 234 126	7 348 919	3 916 358	-3 432 561	119 234 126	This project provides for the minor upgrading and replacement of mechanical, electrical, and civil engineering components, infrastructure, and fittings at sewer pump stations across the City. Progress is currently behind schedule due to the late placement of certain orders in August 2026. Work is expected to commence in September 2026, subject to the finalisation of the CPA and the appointment of contractors for the respective work packages.
Metering Replacement	106 100 000	19 778 689	17 022 809	-2 755 880	106 100 000	Fewer applications for meter replacements were received than anticipated.
Wildevoelvlei WWTW-Upgrade dewatering	97 866 380	20 000 000	28 070 725	8 070 725	97 866 380	Construction is currently underway. Invoices received for August 2026 were higher than initially anticipated. The contractor is performing well, and the delivery of a significant consignment of equipment has contributed to progress being ahead of schedule.
Paardevlei 132/66 kV stepdown	94 107 528	4 273 691	10 576 895	6 303 204	94 107 528	The project is ahead of schedule due to satisfactory contractor performance.
Triangle 132kV Upgrade	92 671 550	173 034	261 451	88 417	92 671 550	The project is ahead of schedule due to satisfactory contractor performance.
Infrastructure Stability Routine Program	88 150 000	2 881 637	2 735 837	-145 800	88 150 000	Work packages are currently being prepared for issuance in September 2026, while previously issued packages are currently under implementation by the service provider. The variance is attributable to August 2026 invoices being lower than anticipated.
Inf Settlem Upgr: Enkanini	86 881 905	27 000	27 000	-	86 881 905	The project is progressing as planned.
Urbanisation: Backyards/Infrm Settl Upgr	86 496 879	15 372 678	3 008 330	-12 364 348	86 496 879	The August 2026 invoices were received after month-end and are currently being vetted for payment in September 2026.
	7 992 192 299	**667 241 877**	**615 270 128**	**-51 971 749**	**7 785 661 171**	

COMMITMENTS AGAINST CASH AND INVESTMENTS

Cash and Investments

The cash and cash equivalents amount to R12 456 million for the month under review. This position is mainly due to the levels of cash realised in the 2025/26 financial year.

Commitments against cash and investments on hand (current and non-current investments)

The table below shows that the City's cash and investments on hand is capable of funding the City's reserves with the residual balance used for working capital.

Item	Previous Month R Thousand	Current Month R Thousand
Closing Cash and Investment Balance	**21 398 153**	**21 975 955**
Total Commitments	**8 573 475**	**13 360 204**
Unspent Conditional Grants	2 669 687	2 391 612
Housing Development	254 720	258 564
MTAB	29 763	29 886
Trust Funds	1 303	1 318
Insurance reserves	408 484	641 004
CRR / Revenue	5 209 518	10 037 820
Uncommitted Funds	**12 824 678**	**8 615 751**
Closing Cash and Investment Balance	**21 398 153**	**21 975 955**
Non Current Investments	313 394	313 342
Current Investments	11 577 645	9 206 382
Cash and Cash Equivalents as per Cash flow statement (Table C7)	9 507 114	12 456 231

Details on the cash flow can be found in *Table C7: Monthly Budget Statement - Cash Flow* on page 46.

The City's investment portfolio breakdown can be found in *Table SC16 Monthly Budget Statement investment portfolio* on page 96.

The monthly actual and targets can be found in *Table SC30: Monthly Budget Statement - Actual and revised targets for cash receipts and cash flows* on page 108.

GRANT UTILISATION

Description R thousands	Budget Year 2026/27						
	Original Budget	Adjusted Budget	YearTD actual	YearTD budget	YTD variance	YTD variance %	Full Year Forecast
Total operating expenditure of Transfers and Grants	7 194 666	7 203 695	2 304 700	2 315 471	(10 771)	-0.5%	7 203 695
Total capital expenditure of Transfers and Grants	4 613 110	4 657 521	331 844	463 703	(131 859)	-28.4%	4 645 653
TOTAL EXPENDITURE OF TRANSFERS AND GRANTS	**11 807 775**	**11 861 216**	**2 636 544**	**2 779 174**	**(142 630)**	**-5.1%**	**11 849 348**

Detailed information on transfers and grants per funding source is reflected in *Table SC19 Monthly Budget Statement transfers and grants expenditure* on page 101.

CREDITORS

Creditors Analysis

R thousands	Budget Year 2026/27								
	0 - 30 Days	31 - 60 Days	61 - 90 Days	91 - 120 Days	121 - 150 Days	151 - 180 Days	181 Days - 1 Year	Over 1 Year	Total
Total Creditors	143 683	595	–	–	–	–	0	25	144 303

The City's creditors are paid within 30 days as stipulated in the MFMA. Creditors older than 31 days are due to a blocked payment, direct payments, late release by cost centre, debit balances, and foreign payments.

The City has a continuous management follow-up control system in place to facilitate the ultimate payment of these invoices.

DEBTORS

Debtors Age Analysis

Description	Budget Year 2026/27								
	0-30 Days		31-60 Days		61-90 Days		Total over 90 days		Total
	R Thousands	%	R Thousands	%	R Thousands	%	R Thousands	%	R Thousands
Total By Income Source	3 500 042	34.4%	209 580	2.1%	269 809	2.6%	6 208 132	60.9%	10 187 563
2025/26 - totals only	2 897 763	32.4%	259 583	2.9%	219 713	2.5%	5 568 639	62.2%	8 945 698
Movement	602 279		(50 003)		50 096		639 492		1 241 865
% Increase/(Decrease) year on year		**20.8%**		**-19.3%**		**22.8%**		**11.5%**	**13.88%**

Graphical Analysis of debtors older than 90 days

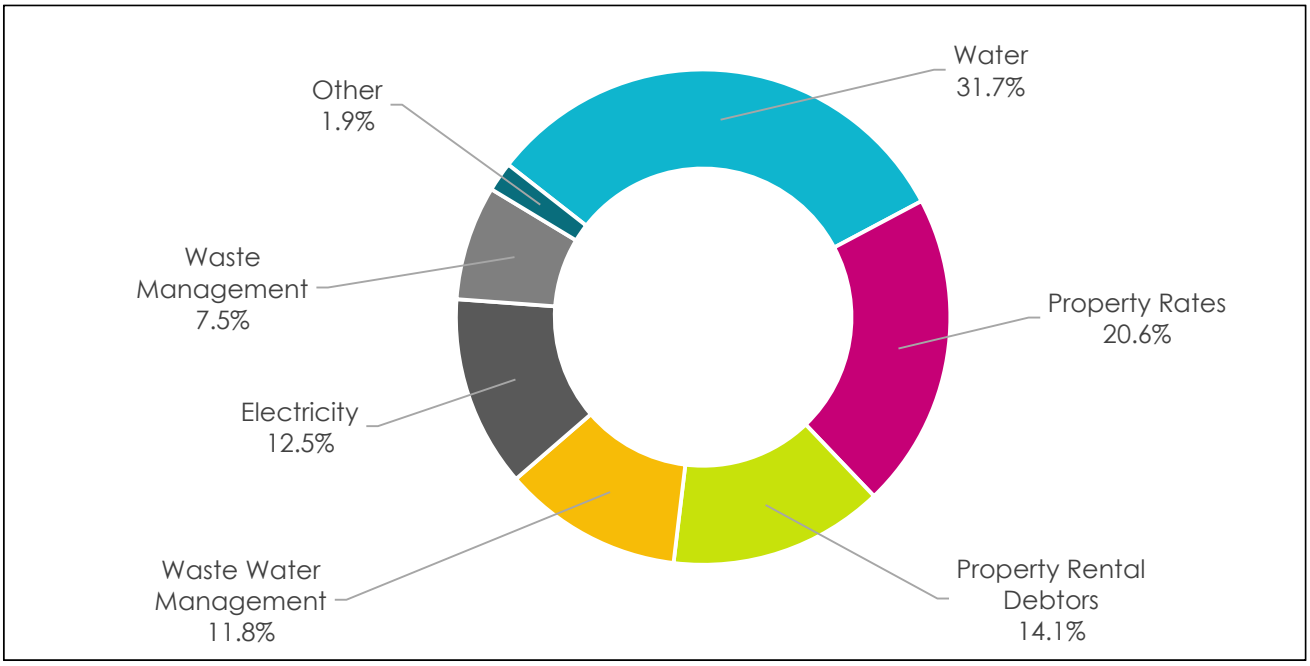

Top 10 Commercial debtors - Age Analysis

Customer	Total	Current	30 days	60 days	90 days	120 days	150 days	150><365	365 days	Comments
Beadica 281 CC	R44 411 362.31	R866 573.95	R332 592.90	R445 738.76	R465 600.02	R359 989.40	R396 900.25	R2 755 726.76	R38 788 240.27	The services were disconnected. The summons was served on the business premise address 10 Charles Street, Atlantis on 16 March 2026 and no notice of intention to defend has been received. The application for default judgment is to be finalised by the attorney, who responded on 5 June 2026 and provided additional supporting documentation in support of the application before the High Court in Cape Town. A follow-up email was sent to the collection attorney on 7 July 2026, requesting an update on the status of the default judgment application. Default judgment was granted on 13 July 2026. The attorney was instructed on 21 July 2026 to proceed with an application to declare the immovable property executable.
Get Metal Properties Proprietary Limited	R37 196 447.54	R973 778.25	R206.00	R0.00	R89 789.34	R0.00	R0.00	R7 196 877.51	R28 935 796.44	There is an active instalment plan of R300 000.00 in place, which expires in September 2026. The company reported a fire accident at the premises, which reduced operations by approximately 90% as their average consumption bill was approximately R6 million. The current account reduced drastically to around R300 000 per month. The company employs more than 250 staff in Atlantis and decided to keep their premises open to prevent retrenchments. Last payment of R977 000.00 was received on 8 September 2026.
Parker Food Prop Proprietary Limited	R16 168 168.09	R369 016.27	R125 789.89	R122 914.69	R131 612.14	R122 908.10	R122 899.52	R739 806.76	R14 433 220.72	This is a finalised account. A tampering fee was raised on 6 June 2025, after the sale of the property, with outstanding debt of R14 679 004.00. The account was handed over to Legal department on 7 July 2025. A summons in the amount of R14 433 220.72 has been issued and was served on the debtor by the sheriff on 3 October 2025. Judgment was granted on 21 October 2025. Default judgment was granted on 12 January 2026. A warrant of execution against moveable property was issued on 2 March 2026. The City is in consultation with the attorney to seek advice on further legal proceedings. The debtor is unable to settle the outstanding claim and do not possess any attachable assets that may be realised to recover the debt; the debt can possibly be irrecoverable. A request was submitted to the collection attorney on 11 May 2026 to determine if there is any other legal recourse the City can take. The attorney was of the opinion that the debt must be written off because the debtor has no assets to attach. Management requested that alternative proceedings be considered against the directors of the company, including the possibility of instituting criminal proceedings against the company in relation to the alleged theft of electricity. Alternatively, civil proceedings may be pursued against the directors in their personal capacities. The relevant file contents were handed to a Legal Advisor on 11 August 2026 for legal advice and assistance.
Waste Tyre Transporters SA (Pty) Ltd	R11 783 608.82	R215 293.75	R106 482.93	R105 664.70	R507 193.87	R0.00	R198.30	R10 849 532.27	-R757.00	A tampering fee of R10 916 148.34 was raised on 8 December 2025. Electricity supply was disconnected and a quotation was provided to the client to replace the device that was damaged due to tampering. Debt management have engaged the client with a full and final settlement proposal and the client has not provided any commitment. A meeting was convened with the client on 8 September 2026 for further settlement negotiations. It was confirmed that no tampering will be written off. Offer was sent to the Electricity department to review.

Table continues on next page.

Customer	Total	Current	30 days	60 days	90 days	120 days	150 days	150><365	365 days	Comments
Bentifor (Pty) Ltd	R 10 960 725.15	R 516 739.12	R 234 472.38	R 234 928.59	R 244 321.81	R 226 630.08	R 224 016.77	R 1 392 138.01	R 7 887 478.39	The Water and Sanitation Directorate is attending to the water query on the account. A meeting was held on 20 April 2026 and the client's contractor confirmed that they identified a pipe that appears to supply either the fire line or the domestic connection for Erf 159944, which doesn't belong to the client. The client's contractor will proceed with a trial hole to confirm the domestic meter supply to Erf 159944. The wayleaves and permits must be obtained from the Water and Roads Departments before proceeding. The Reticulation branch requested updated service drawings from the client. The client is also waiting on the outcome of the wayleave application to excavate the area. The owner of Erf 159943 (Boquinar Industrial Area) must still give permission for the consultant of Erf 159944 in order to proceed and engage with the consultant to supply a joint quotation for the work to be performed simultaneously. Last payment of R212 432.29 was received on 12 August 2026.
Vaxobuzz Proprietary Limited	R 8 447 244.08	R 406 071.99	R 319 079.06	R 57 212.69	R 456 651.37	R 57 530.20	R 56 170.58	R 1 570 655.39	R 5 523 872.80	The account was handed over for legal action. The application for default judgement was submitted on 10 September 2025. This is a High court matter and outcome of the application has not been received. The debtor subsequently submitted a full and final settlement offer, which has not been accepted as it is below the required minimum. The debtor has not provided a revised offer. Legal proceedings are continuing in the absence of a revised offer. The debtor was contacted on 5 June 2026 with regards to the proposed offer. Debtor advised that they will enter into an interim arrangement until the necessary funds is secured to submit a revised full and final settlement offer. Default judgment was granted on 26 June 2026. On 2 July 2026, an instruction was provided to the attorney to proceed with an application to attach the immovable property. A meeting was held with the debtor on 6 August 2026 to discuss possible payment arrangements. The debtor indicated that they believe they may qualify for a write-off; however, the company does not have sufficient financial resources to enter into an instalment arrangement. The debtor was advised that a viable payment plan towards settlement of the outstanding arrears is required. In the absence of an acceptable payment arrangement, the collection attorney was instructed to proceed with legal action. The attorney is to be instructed to make an application to declare the immovable property executable. The settlement of the account is still outstanding. The collection proceedings are continuing accordingly.
K2018043765 (South Africa) Proprietary Limited	R 6 872 107.95	R 546 577.34	R 51 767.16	R 256 109.07	R 507 856.11	R 47 468.18	R 389 050.61	R 5 074 078.11	-R 798.63	Last payment of R50 000.00 was received on 31 August 2026. A valuation dispute lock is currently in place until 30 September 2026. The Valuations Department has advised that the GV2025 matter has been resolved; however, the client continues to have an outstanding dispute relating to GV2022. Valuations has further advised that an appeal hearing is scheduled for November 2026.

Table continues on next page.

Customer	Total	Current	30 days	60 days	90 days	120 days	150 days	150><365	365 days	Comments
Upfront Investments Pty Ltd	R 6 387 587.74	R 221 490.23	R 108 665.96	R 108 535.56	R 109 167.15	R 107 213.49	R 106 782.09	R 633 740.15	R 4 991 993.11	This is a problem building. The property is occupied by illegal occupants. The liquidators are seeking to evict the illegal occupants. The City is investigating the possibility of transferring a servitude to the surrounding owners. The current status remains unchanged. Further title deeds have been requested from the Deeds Office.
Kamal Cape Town Iron and Steel Company (Pty) Ltd	R 7 278 599.84	R 310 909.20	R 1 028 538.74	-R 1 009.40	R 0.00	R 0.00	R 0.00	R 0.00	R 5 940 161.30	Last payment of R300 00.00 was received on 30 August 2026. An active payment arrangement is in place and is scheduled to expire in December 2026. This is a defended matter relating to business rescue proceedings. Debt Management Legal will submit a report to the City Manager recommending the write-off of all debt incurred prior to the commencement of business rescue proceedings. The remaining outstanding debt will be settled over a 12-month period. The City Manager report in currently in progress.
Purple Rain Properties No 171 (Pty) Ltd in liquidation	R 6 205 524.01	R 215 962.28	R 104 793.11	R 104 589.69	R 104 668.42	R 103 439.44	R 102 919.79	R 609 379.70	R 4 859 771.58	This is a problem building. The property is occupied by illegal occupants. The liquidators are seeking to evict the illegal occupants. The City is investigating the possibility of transferring a servitude to the surrounding owners in order to do simultaneous evictions. The current status remains unchanged. Further title deeds have been requested from the Deeds Office.
TOTAL	**R 155 711 375.53**	**R 4 642 412.38**	**R 2 412 388.13**	**R 1 434 684.35**	**R 2 616 860.23**	**R 1 025 178.89**	**R 1 398 937.91**	**R 30 821 934.66**	**R 111 358 978.98**	

Top 10 Commercial debtors service charges breakdown

Customer	Electricity	Water	Sewerage	Refuse	Rates	CIDS	Sundries	Other	TOTAL
Beadica 281 CC	R 44 376 295.58	R 0.00	R 0.00	R 0.00	R 0.00	R 0.00	R 0.00	R 35 066.73	R 44 411 362.31
Get Metal Properties Proprietary Limited	R 37 196 447.54	R 0.00	R 0.00	R 0.00	R 0.00	R 0.00	R 0.00	R 0.00	R 37 196 447.54
Parker Food Prop Proprietary Limited	R 16 153 702.42	R 0.00	R 0.00	R 0.00	R 0.00	R 0.00	R 0.00	R 14 465.67	R 16 168 168.09
Waste Tyre Transporters SA (Pty) Ltd	R 11 590 423.93	R 26 128.84	R 19 176.12	R 21 255.57	R 126 624.36	R 0.00	R 0.00	R 0.00	R 11 783 608.82
Bentifor (Pty) Ltd	R 0.00	R 3 913 245.39	R 4 909 481.85	R 0.00	R 1 797 556.57	R 343 701.82	R 0.00	-R 3 260.48	R 10 960 725.15
Vaxobuzz Proprietary Limited	R 2 820 540.94	R 931 493.32	R 473 736.34	R 251 085.34	R 3 822 020.95	R 139 986.54	R 0.00	R 8 380.65	R 8 447 244.08
K2018043765 (South Africa) Proprietary Limited	R 0.00	R 7 078.16	R 5 365.70	R 441 525.19	R 5 108 493.05	R 1 309 645.85	R 0.00	R 0.00	R 6 872 107.95
Upfront Investments Pty Ltd	R 265 135.78	R 25 060.01	R 16 565.18	R 79 400.31	R 579 781.35	R 170 530.32	R 5 241 126.17	R 9 988.62	R 6 387 587.74
Kamal Cape Town Iron and Steel Company (Pty) Ltd	R 0.00	R 1 305 933.87	R 2 373 666.59	R 9 919.00	R 3 589 067.99	R 0.00	R 0.00	R 12.39	R 7 278 599.84
Purple Rain Properties No 171 (Pty) Ltd in liquidation	R 216 244.82	R 14 058.29	R 34 227.97	R 26 131.95	R 349 072.80	R 0.00	R 5 037 727.36	R 528 060.82	R 6 205 524.01

Top 10 Residential debtors - Age Analysis

Customer	Total	Current	30 days	60 days	90 days	120 days	150 days	150><365	365 days	Comments
Methodist Church	R11 108 320.88	R159 419.23	R75 477.89	R79 619.49	R75 766.47	R80 143.07	R65 919.85	R477 387.99	R10 094 586.89	A meeting was concluded with Methodist Church on 6 February 2026. A write-off of the debt was requested to allow for the property to have a zero balance to be transferred. The 14 meters being billed could not be traced and therefore can't be proven payable. The tariff also needs to be changed from domestic to church and school. A memo was submitted to the Director for Water and Sanitation for guidance regarding resolution. The Director requested an amended memo providing mitigation, which has been resubmitted. The mitigation includes removal of the 14 untraceable meters from the billing system and installing new meters to mitigate against estimated billing. The consultants appointed by the Water Demand Management Branch are still undertaking pressure management work, and the feedback received is of a technical nature. Based on the information, the pressure management work is expected to be completed by approximately the end of September 2026.
Conference of the Methodist Church of Southern Africa	R11 843 716.07	R612 725.86	R246 324.66	R246 257.55	R275 936.91	R236 570.09	R236 479.33	R1 576 898.44	R8 412 523.23	A meeting was concluded with Methodist Church on 6 February 2026. A write-off of the debt was requested to allow for the property to have a zero balance to be transferred. The 14 meters being billed could not be traced and therefore can't be proven payable. The tariff also needs to be changed from domestic to church and school. A memo was submitted to the Director for Water and Sanitation for guidance regarding resolution. The Director requested an amended memo providing mitigation, which has been resubmitted. The mitigation includes removal of the 14 untraceable meters from the billing system and installing new meters to mitigate against estimated billing. The consultants appointed by the Water Demand Management Branch are still undertaking pressure management work, and the feedback received is of a technical nature. Based on the information, the pressure management work is expected to be completed by approximately the end of September 2026.

Table continues on next page.

Customer	Total	Current	30 days	60 days	90 days	120 days	150 days	150><365	365 days	Comments
Church Methodist	R10 053 100.54	R296 092.81	R137 545.79	R142 932.12	R153 895.11	R139 155.36	R134 532.73	R847 759.74	R8 201 186.88	A meeting was concluded with Methodist Church on 6 February 2026. A write-off of the debt was requested to allow for the property to have a zero balance to be transferred. The 14 meters being billed could not be traced and therefore can't be proven payable. The tariff also needs to be changed from domestic to church and school. A memo was submitted to the Director for Water and Sanitation for guidance regarding resolution. The Director requested an amended memo providing mitigation, which has been resubmitted. The mitigation includes removal of the 14 untraceable meters from the billing system and installing new meters to mitigate against estimated billing. The consultants appointed by the Water Demand Management Branch are still undertaking pressure management work, and the feedback received is of a technical nature. Based on the information, the pressure management work is expected to be completed by approximately the end of September 2026.
Bold Moves 127 (Proprietary) Limited	R8 181 628.31	R178 938.06	R80 928.32	R82 813.37	R79 724.35	R293 331.64	R50 407.08	R4 525 495.48	R2 889 990.01	The property is in liquidation. The liquidator is currently evicting illegal occupants. The account was assigned to the City's attorneys. However, due to the liquidation proceedings the further summons action is stayed and cannot proceed. The liquidator has advised that a danger of contribution exist, therefore no claim for the City was submitted. The eviction process of the illegal occupiers has been completed. The liquidator has advised that an offer has been received for the property, and the prospective purchaser is currently in the process of securing the required financing and guarantees. The sale process is still ongoing. As at 11 August 2026, clearance figures had been requested from the City. The transfer of the property is still in progress.
Mitchells Plain Foundation	R8 358 457.52	R458 813.41	R211 977.87	R215 776.98	R327 455.56	R241 911.85	R447 461.07	R947 297.60	R5 507 763.18	The client is disputing the consumption charges for both water and electricity. Site inspections for both services were conducted in December 2025. Electricity department installed an AMI meter in November 2025 to prevent future estimated readings. Water and Sanitation provided feedback to the Chairperson on 16 January 2026 and confirmed that services are billing correctly. A follow-up was done with Electricity department on 6 February 2026 to request installation of prepaid meters. Debt management has sent the payment arrangement requirements, debit order forms with debt remission amounts that can be written off to the Chairperson on 19 and 29 January 2026. Follow-ups were done in January 2026 and on 6 February 2026. A request for prepaid meters to be installed has been sent to the Director: Electricity on 6 May 2026. Debt Management will consider requesting another service department with an electrical contractor to assist with the downgrade of the infrastructure to allow for pre-paid meters. The Director has engaged with the Chief Financial Officer (CFO) regarding the proposal, and a memorandum will be submitted in due course.

Table continues on next page.

City of Cape Town: FMR - Annexure A (August 2026)

Customer	Total	Current	30 days	60 days	90 days	120 days	150 days	150><365	365 days	Comments
The Business Zone 1898 CC	R6 653 684.43	R298 945.84	R132 705.46	R132 571.95	R157 870.96	R144 022.18	R138 458.11	R918 603.13	R4 730 506.80	The attorney was advised to serve the summons at the address provided. The summons could not served, whereafter the attorney was advised on 5 February 2026 to serve the summons on the Director. The water supply was disconnected on 5 February 2026. An application to amend the summons was submitted to court in order to include the address of the director. The amended summons was granted on 20 April 2026 and was received back from court on 6 May 2026. The summons was subsequently forwarded to the Goodwood Sheriff on 6 May 2026 to serve on the director. The attorney advised on 15 May 2026 that the sheriff was unable to locate the directors at the provided address. Instructions were subsequently issued to trace the directors and to arrange for re-service by the sheriff. A follow-up email was sent to the attorney on 7 July 2026 requesting an update on the progress of tracing the directors. The attorney was provided with a positive trace report for the directors on 8 July 2026. Instructions were issued on the same date to re-serve the summons at the traced addresses. The return of service of the summons remains outstanding. Feedback was requested from the collection attorney on 8 September 2026 regarding the status of the service of the summons.
Constantia Ridge Estates Pty Ltd	R5 046 921.22	R112 720.69	R6 111.71	R62 480.94	R112 929.07	R33 634.15	R52 006.02	R404 180.73	R4 262 857.91	A summons was issued in April 2025 and the client defended the matter. All required information was provided to the attorney with a request to provide the debtor's plea in order to establish whether there are further disputes. The City's particulars of claim were amended to include all claims against Constantia Ridge. The defendant’s plea has subsequently been demanded and was due on 9 February 2026. The plea was not submitted in time by the debtor. An application for summary judgment is in progress. The supporting affidavits for the application were submitted on 2 March 2026. There is also a pending land ownership dispute. Feedback was requested from the collection attorney on 11 May 2026 on the summary judgment application. This account does not form part of the proposed settlement offer received from the debtor as there is a land ownership dispute. The debtor provided their plea which was responded to and a request for discovery documents were received. All requested documents were provided. A pre-trial hearing is to be scheduled for a later date during 2026.
Paarl Rock	R3 786 979.72	-R50 000.00	R0.00	R204 049.15	R299 600.01	R0.00	R269 403.98	R3 064 869.24	-R942.66	An active payment arrangement of R50 000.00 per month is in place. Last payment of R328 367.05 was received on 3 August 2026, followed by a further payment of R50 000.00 on 31 August 2026. The account is currently in credit.

Table continues on next page

Customer	Total	Current	30 days	60 days	90 days	120 days	150 days	150><365	365 days	Comments
Methodist Church	R3 676 682.08	R133 699.48	R64 197.20	R66 687.50	R73 364.45	R64 579.43	R62 700.37	R398 186.86	R2 813 266.79	A meeting was concluded with Methodist Church on 6 February 2026. A write-off of the debt was requested to allow for the property to have a zero balance to be transferred. The 14 meters being billed could not be traced and therefore can't be proven payable. The tariff also needs to be changed from domestic to church and school. A memo was submitted to the Director for Water and Sanitation for guidance regarding resolution. The Director requested an amended memo providing mitigation, which has been resubmitted. The mitigation includes removal of the 14 untraceable meters from the billing system and installing new meters to mitigate against estimated billing. The consultants appointed by the Water Demand Management Branch are still undertaking pressure management work, and the feedback received is of a technical nature. Based on the information, the pressure management work is expected to be completed by approximately the end of September 2026.
Cape Town City Mission	R3 791 887.91	R210 263.55	R128 904.80	R133 394.32	R134 896.63	R118 603.64	R107 443.91	R787 804.00	R2 170 577.06	The client confirmed that a solar system will be installed, whereafter the reduction of the electricity bill will be reviewed to conclude the debt write-off and payment arrangement. A plumber was appointed by the client to determine if a leak exists on the property, and confirmation was received that no leak exists. A meeting was concluded on 11 February 2026 and the client was advised to apply for a water meter test. Feedback was received from the client on 9 April 2026 advising that their board approved the water meter test. Awaiting the installation of an AMI meter and meter test to reduce the bill.
TOTAL	**R72 501 378.68**	**R2 411 618.93**	**R1 084 173.70**	**R1 366 583.37**	**R1 691 439.52**	**R1 351 951.41**	**R1 564 812.45**	**R13 948 483.21**	**R49 082 316.09**	

Top 10 Residential debtors service charges breakdown

Customer	Electricity	Water	Sewerage	Refuse	Rates	CIDS	Other	Sundries	TOTAL
Methodist Church	R 0.00	R 10 948 354.57	R 156 916.21	R 0.00	R 0.00	R 0.00	R 3 050.10	R 0.00	R 11 108 320.88
Conference of the Methodist Church of Southern Africa	R 0.00	R 5 753 423.13	R 4 704 095.45	R 29 168.93	R 1 254 296.44	R 0.00	R 0.00	R 102 732.12	R 11 843 716.07
Church Methodist	R 0.00	R 9 859 645.43	R 192 628.77	R 0.00	R 0.00	R 0.00	R 826.34	R 0.00	R 10 053 100.54
Bold Moves 127 (Proprietary) Limited	R 356 490.88	R 2 002 853.25	R 1 584 606.50	R 259 753.74	R 1 239 032.06	R 172 948.97	R 2 557 665.12	R 8 277.79	R 8 181 628.31
Mitchells Plain Foundation	R 4 220 045.89	R 1 607 777.37	R 939 255.58	R 325 731.32	R 1 265 647.36	R 0.00	R 0.00	R 0.00	R 8 358 457.52
The Business Zone 1898 CC	R 0.00	R 2 262 731.22	R 1 769 156.39	R 576 118.13	R 2 020 753.27	R 0.00	R 24 250.84	R 674.58	R 6 653 684.43
Constantia Ridge Estates Pty Ltd	R 0.00	R 0.00	R 0.00	R 0.00	R 2 120 848.85	R 0.00	R 2 926 072.37	R 0.00	R 5 046 921.22
Paarl Rock	R 646 309.79	R 254 805.37	R 172 058.54	R 85 129.33	R 0.00	R 0.00	R 2 628 676.69	R 0.00	R 3 786 979.72
Methodist Church	R 0.00	R 3 498 838.60	R 176 535.60	R 0.00	R 0.00	R 0.00	R 1 307.88	R 0.00	R 3 676 682.08
Cape Town City Mission	R 1 804 702.07	R 882 304.36	R 596 870.75	R 148 255.90	R 205 004.06	R 0.00	R 154 697.07	R 53.70	R 3 791 887.91

IN YEAR BUDGET STATEMENT TABLES: CITY OF CAPE TOWN

Table C1: Monthly Budget Statement Summary

The table below provides a high-level summation of the City's operating- and capital budget, actuals to date, financial position and cash flow.

Description	2025/26	Budget Year 2026/27						
R thousands	Provisional Outcome	Original Budget	Adjusted Budget	YearTD actual	YearTD budget	YTD variance	YTD variance %	Full Year Forecast
Financial Performance								
Property rates	13 897 646	15 810 666	15 810 666	2 677 978	2 496 768	181 210	7.3%	15 810 666
Service charges	35 056 793	35 814 820	35 814 820	6 470 442	6 353 494	116 948	1.8%	35 927 522
Investment revenue	1 560 638	843 365	843 365	279 370	140 561	138 809	98.8%	843 365
Transfers and subsidies - Operational	7 421 585	7 194 666	7 203 695	2 304 770	2 320 398	(15 629)	-0.7%	7 203 695
Other own revenue	15 884 025	14 672 387	14 672 387	2 828 943	2 324 375	504 568	21.7%	14 780 582
Total Revenue (excluding capital transfers and contributions)	**73 820 687**	**74 335 904**	**74 344 933**	**14 561 503**	**13 635 596**	**925 907**	**6.8%**	**74 565 830**
Employee costs	21 079 554	22 171 720	22 171 655	3 147 334	3 386 066	(238 731)	-7.1%	21 787 932
Remuneration of Councillors	194 127	207 204	207 204	32 381	34 534	(2 153)	-6.2%	207 204
Depreciation, amortisation and impairment	4 006 429	4 224 161	4 224 161	690 157	699 987	(9 830)	-1.4%	4 224 162
Interest, Dividends and Rent on Land	1 017 808	1 259 045	1 252 486	160 934	201 586	(40 652)	-20.2%	1 840 340
Inventory consumed and bulk purchases	25 668 289	27 173 763	27 169 405	2 915 203	2 919 001	(3 798)	-0.1%	27 170 125
Transfers and subsidies	349 496	339 257	359 642	53 565	72 359	(18 794)	-26.0%	336 911
Other expenditure	18 283 924	19 244 977	19 244 605	2 179 479	2 466 226	(286 748)	-11.6%	18 820 265
Total Expenditure	**70 599 627**	**74 620 128**	**74 629 158**	**9 179 053**	**9 779 759**	**(600 706)**	**-6.1%**	**74 386 940**
Surplus/(Deficit)	**3 221 061**	**(284 225)**	**(284 225)**	**5 382 450**	**3 855 837**	**1 526 613**	**39.6%**	**178 891**
Transfers and subsidies - capital (monetary allocations)	3 919 668	4 613 110	4 657 521	331 844	501 157	(169 313)	-33.8%	4 643 692
Transfers and subsidies - capital (in-kind)	1 929	–	–	–	–	–	-	–
Surplus/(Deficit) after capital transfers & contributions	**7 142 658**	**4 328 885**	**4 373 296**	**5 714 295**	**4 356 994**	**1 357 301**	**31.2%**	**4 822 582**
Share of surplus/ (deficit) of associate	–	–	–	–	–	–	-	–
Surplus/ (Deficit) for the year	**7 142 658**	**4 328 885**	**4 373 296**	**5 714 295**	**4 356 994**	**1 357 301**	**31.2%**	**4 822 582**
Capital expenditure & funds sources								
Capital expenditure	**12 235 438**	**13 086 540**	**13 374 937**	**1 127 229**	**1 299 506**	**(172 277)**	**-13.3%**	**12 892 592**
Capital transfers recognised	3 878 808	4 613 110	4 657 521	331 844	463 703	(131 859)	-28.4%	4 645 653
Borrowing	4 532 841	5 000 000	5 000 000	353 924	396 227	(42 303)	-10.7%	4 810 277
Internally generated funds	3 823 789	3 473 431	3 717 416	441 460	439 576	1 884	0.4%	3 436 662
Total sources of capital funds	**12 235 438**	**13 086 540**	**13 374 937**	**1 127 229**	**1 299 506**	**(172 277)**	**-13.3%**	**12 892 592**
Financial position								
Total current assets	24 952 281	23 302 929	23 643 641	25 228 109				23 643 641
Total non current assets	86 442 752	95 289 432	95 577 829	87 648 864				95 577 829
Total current liabilities	15 050 273	16 224 585	16 809 283	11 061 361				16 809 283
Total non current liabilities	16 479 774	20 549 878	20 549 878	16 582 915				20 549 878
Community wealth/Equity	**79 864 985**	**81 817 898**	**81 862 309**	**85 232 697**				**81 862 309**
Cash flows								
Net cash from (used) operating	11 661 540	7 761 878	7 809 737	2 872 616	2 467 729	(404 888)	-16.4%	7 809 737
Net cash from (used) investing	(12 933 520)	(13 247 177)	(13 535 574)	(2 136 099)	(2 305 192)	(169 092)	7.3%	(13 535 574)
Net cash from (used) financing	2 466 046	3 729 649	3 729 649	(50 000)	(50 000)	–	-	3 729 649
Cash/cash equivalents at the month/year end	**11 769 714**	**7 642 749**	**7 402 211**	**12 456 231**	**9 510 936**	**(2 945 295)**	**-31.0%**	**7 402 211**

Note: NT, in terms of mSCOA and the MBRR reporting, requires municipalities to report on water inventory as gains, inventory consumed, and losses. This table discloses the financial performance inclusive of all water inventory accounts.

Table C2: Monthly Budget Statement - Financial Performance (standard classification)

The table below is an overview of the budgeted financial performance in relation to revenue and expenditure per standard classification.

Description	2025/26	Budget Year 2026/27						
R thousands	Provisional Outcome	Original Budget	Adjusted Budget	YTD actual	YTD budget	YTD variance	YTD variance %	Full Year Forecast
Revenue - Functional								
Governance and administration	**22 565 430**	**23 433 122**	**23 433 122**	**5 054 496**	**4 690 422**	**364 075**	**7.8%**	**23 433 473**
Executive and council	1 931	11 296	11 296	35	54	(19)	-34.4%	11 296
Finance and administration	22 563 498	23 421 822	23 421 822	5 054 461	4 690 367	364 094	7.8%	23 422 173
Internal audit	0	4	4	0	1	(1)	-83.6%	4
Community and public safety	**5 215 052**	**4 587 644**	**4 587 644**	**855 200**	**771 773**	**83 427**	**10.8%**	**4 587 663**
Community and social services	149 489	118 415	118 415	42 089	21 441	20 648	96.3%	118 451
Sport and recreation	63 105	67 551	67 551	8 175	7 222	953	13.2%	67 534
Public safety	2 807 832	2 373 185	2 373 185	468 251	325 872	142 379	43.7%	2 373 185
Housing	1 762 607	1 697 972	1 697 972	283 469	375 163	(91 694)	-24.4%	1 697 972
Health	432 019	330 520	330 520	53 216	42 076	11 141	26.5%	330 520
Economic and environmental services	**3 937 769**	**4 042 060**	**4 086 087**	**491 227**	**452 666**	**38 562**	**8.5%**	**4 072 258**
Planning and development	779 874	696 572	696 572	131 788	122 173	9 615	7.9%	696 572
Road transport	3 106 989	3 321 779	3 365 806	355 067	327 755	27 312	8.3%	3 351 977
Environmental protection	50 905	23 709	23 709	4 372	2 738	1 634	59.7%	23 709
Trading services	**46 024 023**	**46 884 863**	**46 894 276**	**8 490 679**	**8 221 655**	**269 023**	**3.3%**	**47 114 803**
Energy sources	25 227 950	25 757 842	25 758 772	5 135 643	4 913 571	222 072	4.5%	25 978 691
Water management	13 133 893	13 882 525	13 882 525	1 784 628	1 754 308	30 320	1.7%	13 882 525
Waste water management	4 642 974	4 706 310	4 714 794	963 980	944 485	19 495	2.1%	4 714 811
Waste management	3 019 206	2 538 186	2 538 186	606 428	609 292	(2 864)	-0.5%	2 538 777
Other	**11**	**1 325**	**1 325**	**1 746**	**237**	**1 509**	**636.3%**	**1 325**
Total Revenue - Functional	**77 742 285**	**78 949 013**	**79 002 454**	**14 893 348**	**14 136 753**	**756 595**	**5.4%**	**79 209 522**
Expenditure - Functional								
Governance and administration	**11 297 690**	**4 748 124**	**4 731 061**	**708 967**	**823 546**	**(114 579)**	**-13.9%**	**4 658 226**
Executive and council	581 453	219 532	219 791	23 825	32 941	(9 116)	-27.7%	219 791
Finance and administration	10 643 505	4 524 656	4 507 334	685 152	789 506	(104 353)	-13.2%	4 434 499
Internal audit	72 732	3 936	3 936	(10)	1 099	(1 109)	-100.9%	3 936
Community and public safety	**12 253 049**	**15 037 953**	**15 101 141**	**2 065 658**	**2 311 506**	**(245 847)**	**-10.6%**	**15 062 909**
Community and social services	1 290 343	1 938 804	1 945 923	258 990	293 962	(34 972)	-11.9%	1 892 735
Sport and recreation	1 888 389	2 665 534	2 672 856	318 387	387 899	(69 512)	-17.9%	2 617 219
Public safety	5 205 770	6 205 313	6 244 135	879 106	965 561	(86 454)	-9.0%	6 244 135
Housing	2 161 923	2 723 486	2 730 521	378 952	430 700	(51 748)	-12.0%	2 863 486
Health	1 706 623	1 504 815	1 507 707	230 223	233 384	(3 161)	-1.4%	1 445 335
Economic and environmental services	**7 824 694**	**8 885 960**	**8 840 162**	**1 096 857**	**1 169 430**	**(72 573)**	**-6.2%**	**8 850 102**
Planning and development	1 993 725	2 267 796	2 263 271	283 122	322 509	(39 386)	-12.2%	2 273 211
Road transport	5 344 889	6 026 058	5 992 966	722 295	748 307	(26 012)	-3.5%	5 992 966
Environmental protection	486 080	592 106	583 925	91 440	98 615	(7 175)	-7.3%	583 925
Trading services	**39 088 401**	**45 701 047**	**45 709 787**	**5 269 187**	**5 434 647**	**(165 459)**	**-3.0%**	**45 568 695**
Energy sources	22 827 438	25 079 355	25 079 901	2 991 602	3 043 362	(51 760)	-1.7%	24 939 830
Water management	10 230 112	11 940 176	11 932 647	1 321 887	1 299 893	21 994	1.7%	11 935 917
Waste water management	4 200 410	6 301 557	6 317 281	739 278	823 614	(84 336)	-10.2%	6 312 990
Waste management	1 830 440	2 379 958	2 379 958	216 420	267 778	(51 357)	-19.2%	2 379 958
Other	**135 794**	**247 045**	**247 006**	**38 383**	**40 674**	**(2 290)**	**-5.6%**	**247 006**
Total Expenditure - Functional	**70 599 627**	**74 620 128**	**74 629 158**	**9 179 053**	**9 779 802**	**(600 750)**	**-6.1%**	**74 386 940**
Surplus/ (Deficit) for the year	**7 142 658**	**4 328 885**	**4 373 296**	**5 714 295**	**4 356 950**	**1 357 344**	**31.2%**	**4 822 582**

Note: As per GFS classification, Trading Services expenditure above excludes Street Lighting provisions (included with Community and public safety).

Table C3: Monthly Budget Statement – Financial Performance (revenue and expenditure by municipal vote)

The table below shows budgeted financial performance in relation to the revenue and expenditure by vote as well as the operating surplus or deficit.

Vote Description	2025/26	Budget Year 2026/27						
R thousands	Provisional Outcome	Original Budget	Adjusted Budget	YTD actual	YTD budget	YTD variance	YTD variance %	Full Year Forecast
Revenue by Vote								
Vote 1 - Community Services & Health	978 581	961 401	961 401	191 236	168 386	22 849	13.6%	961 401
Vote 2 - Corporate Services	113 428	99 125	99 125	12 017	12 758	(740)	-5.8%	99 125
Vote 3 - Economic Growth	559 876	399 987	399 987	53 875	62 960	(9 085)	-14.4%	400 373
Vote 4 - Energy	24 985 633	25 505 775	25 506 705	5 030 615	4 808 543	222 072	4.6%	25 726 624
Vote 5 - Finance	21 481 517	22 564 972	22 564 972	4 965 583	4 606 386	359 197	7.8%	22 564 972
Vote 6 - Future Planning & Resilience	73 990	90 482	90 482	12 911	8 599	4 313	50.2%	90 482
Vote 7 - Human Settlements	1 789 278	1 723 856	1 723 856	286 820	377 512	(90 691)	-24.0%	1 723 856
Vote 8 - Office of the City Manager	3 605	15 488	15 488	750	21	729	3469.1%	15 489
Vote 9 - Safety & Security	2 860 370	2 427 957	2 427 957	495 952	335 130	160 821	48.0%	2 427 957
Vote 10 - Spatial Planning & Environment	774 287	694 988	694 988	135 570	122 132	13 439	11.0%	694 988
Vote 11 - Urban Mobility	3 274 685	3 338 001	3 382 029	352 984	326 248	26 736	8.2%	3 368 199
Vote 12 - Urban Waste Management	3 044 730	2 538 186	2 538 186	606 428	609 292	(2 864)	-0.5%	2 538 777
Vote 13 - Water & Sanitation	17 802 305	18 588 796	18 597 279	2 748 605	2 698 786	49 819	1.8%	18 597 279
Total Revenue by Vote	**77 742 285**	**78 949 013**	**79 002 454**	**14 893 347**	**14 136 753**	**756 594**	**5.4%**	**79 209 522**
Expenditure by Vote								
Vote 1 - Community Services & Health	4 799 476	5 182 703	5 182 703	633 426	691 968	(58 542)	-8.5%	4 937 777
Vote 2 - Corporate Services	4 102 380	4 519 107	4 519 107	755 800	890 036	(134 237)	-15.1%	4 519 107
Vote 3 - Economic Growth	754 323	783 369	783 369	114 152	126 729	(12 577)	-9.9%	783 369
Vote 4 - Energy	21 278 369	23 122 856	23 123 401	2 688 326	2 748 002	(59 676)	-2.2%	22 983 330
Vote 5 - Finance	4 180 690	4 635 203	4 635 203	715 261	815 482	(100 221)	-12.3%	4 635 203
Vote 6 - Future Planning & Resilience	620 715	674 644	674 644	90 399	93 017	(2 618)	-2.8%	674 644
Vote 7 - Human Settlements	1 869 829	1 770 371	1 770 371	237 982	276 138	(38 156)	-13.8%	1 913 213
Vote 8 - Office of the City Manager	545 005	578 336	578 336	74 025	82 362	(8 337)	-10.1%	578 336
Vote 9 - Safety & Security	6 812 460	6 833 896	6 833 896	969 880	981 670	(11 790)	-1.2%	6 833 833
Vote 10 - Spatial Planning & Environment	1 892 934	2 017 245	2 017 245	250 123	289 355	(39 233)	-13.6%	2 017 245
Vote 11 - Urban Mobility	4 721 213	4 815 037	4 815 037	520 203	553 721	(33 518)	-6.1%	4 815 037
Vote 12 - Urban Waste Management	4 136 496	4 068 730	4 068 730	506 783	545 891	(39 108)	-7.2%	4 068 730
Vote 13 - Water & Sanitation	14 885 737	15 618 633	15 627 117	1 622 717	1 685 386	(62 669)	-3.7%	15 627 117
Total Expenditure by Vote	**70 599 627**	**74 620 128**	**74 629 158**	**9 179 076**	**9 779 759**	**(600 683)**	**-6.1%**	**74 386 940**
Surplus/ (Deficit) for the year	**7 142 658**	**4 328 885**	**4 373 296**	**5 714 271**	**4 356 994**	**1 357 277**	**31.2%**	**4 822 582**

Note: The above table includes capital grant and donations (CGD).

Annexure B reflects actual operating expenditure per vote including internal costs incurred across votes. (Refer to charge-in and -out columns.)

Table C4: Monthly Budget Statement – Financial Performance (revenue by source and expenditure by type)

The table below is a view of the budgeted financial performance in relation to the revenue by source and expenditure by type.

Description	2025/26	Budget Year 2026/27						
R thousands	Provisional Outcome	Original Budget	Adjusted Budget	YTD actual	YTD budget	YTD variance	YTD variance %	Full Year Forecast
Revenue								
Exchange Revenue								
Service charges - Electricity	24 457 453	24 689 780	24 689 780	4 787 544	4 655 067	132 478	2.8%	24 802 482
Service charges - Water	5 938 517	6 242 884	6 242 884	922 177	925 281	(3 104)	-0.3%	6 242 884
Service charges - Waste Water Management	3 066 926	3 170 976	3 170 976	486 186	484 080	2 105	0.4%	3 170 976
Service charges - Waste management	1 593 898	1 711 180	1 711 180	274 535	289 067	(14 532)	-5.0%	1 711 180
Sale of Goods and Rendering of Services	785 314	753 098	753 098	168 276	127 628	40 648	31.8%	803 086
Agency services	302 814	310 022	310 022	44 257	51 670	(7 414)	-14.3%	310 022
Interest	–	–	–	–	–	–	-	–
Interest earned from Receivables	336 403	340 218	340 218	218 400	55 731	162 669	291.9%	340 263
Interest from Current and Non Current Assets	1 560 638	843 365	843 365	279 370	140 561	138 809	98.8%	843 365
Dividends	3 807	–	–	–	–	–	-	–
Rent on Land	–	–	–	–	–	–	-	–
Rental from Fixed Assets	534 142	576 569	576 569	94 674	100 276	(5 602)	-5.6%	576 569
Licence and permits	999	572	572	178	95	82	86.3%	572
Special rating levies	481 958	521 067	521 067	93 224	86 844	6 379	7.3%	521 067
Construction Contract Revenue	–	–	–	–	–	–	-	–
Development Charges	337 175	215 974	215 974	163 118	28 687	134 431	468.6%	274 496
Operational Revenue	269 290	192 509	192 509	33 348	28 324	5 024	17.7%	189 440
Non-Exchange Revenue								
Property rates	13 897 646	15 810 666	15 810 666	2 677 978	2 496 768	181 210	7.3%	15 810 666
Surcharges and Taxes	–	–	–	–	–	–	-	–
Fines, penalties and forfeits	2 361 317	1 908 390	1 908 390	452 392	313 807	138 585	44.2%	1 908 670
Licence and permits	45 858	49 538	49 538	10 865	7 827	3 037	38.8%	49 538
Transfers and subsidies - Operational	7 421 585	7 194 666	7 203 695	2 304 770	2 320 398	(15 629)	-0.7%	7 203 695
Interest	129 211	103 530	103 530	56 787	17 255	39 532	229.1%	103 530
Fuel Levy	2 851 776	3 004 725	3 004 725	1 001 575	1 001 575	–	-	3 004 725
Operational Revenue	766 107	–	–	335	–	335	100.0%	2 428
Gains on disposal of Fixed and Intangible Assets	213 751	81 441	81 441	–	966	(966)	-100.0%	81 441
Other Gains	6 464 105	6 614 734	6 614 734	491 515	503 689	(12 173)	-2.4%	6 614 734
Total Revenue (excluding capital transfers and contributions)	**73 820 687**	**74 335 904**	**74 344 933**	**14 561 503**	**13 635 596**	**925 907**	**6.8%**	**74 565 830**
Expenditure By Type								
Employee related costs	21 079 554	22 171 720	22 171 655	3 147 334	3 386 066	(238 731)	-7.1%	21 787 932
Remuneration of councillors	194 127	207 204	207 204	32 381	34 534	(2 153)	-6.2%	207 204
Bulk purchases - electricity	17 800 577	18 976 300	18 976 300	2 155 945	2 162 379	(6 434)	-0.3%	18 976 300
Inventory consumed	7 867 712	8 197 463	8 193 105	759 258	756 622	2 637	0.3%	8 193 825
Debt impairment	762 342	2 622 547	2 622 547	494 370	447 474	46 896	10.5%	2 622 093
Depreciation, amortisation and impairment	4 006 429	4 224 161	4 224 161	690 157	699 987	(9 830)	-1.4%	4 224 162
Interest, Dividends and Rent on Land	1 017 808	1 259 045	1 252 486	160 934	201 586	(40 652)	-20.2%	1 840 340
Contracted services	11 169 459	11 346 964	11 333 388	859 731	972 568	(112 837)	-11.6%	10 920 057
Transfers and subsidies	349 496	339 257	359 642	53 565	72 359	(18 794)	-26.0%	336 911
Irrecoverable debts written off	2 177 949	863 025	863 025	86 851	133 455	(46 603)	-34.9%	863 479
Operational costs	3 636 232	3 889 163	3 902 366	703 075	871 812	(168 738)	-19.4%	3 890 575
Disposal of Fixed and Intangible Assets	39 731	2 551	2 551	0	126	(125)	-99.7%	2 551
Other Losses	498 211	520 728	520 728	35 451	40 791	(5 340)	-13.1%	521 510
Total Expenditure	**70 599 627**	**74 620 128**	**74 629 158**	**9 179 053**	**9 779 759**	**(600 706)**	**-6.1%**	**74 386 940**
Surplus/(Deficit)	**3 221 061**	**(284 225)**	**(284 225)**	**5 382 450**	**3 855 837**	**1 526 613**	**39.6%**	**178 891**
Transfers and subsidies - capital (monetary allocations)	3 919 668	4 613 110	4 657 521	331 844	501 157	(169 313)	-33.8%	4 643 692
Transfers and subsidies - capital (in-kind)	1 929	–	–	–	–	–	-	–
Surplus/(Deficit) after capital transfers & contributions	**7 142 658**	**4 328 885**	**4 373 296**	**5 714 295**	**4 356 994**			**4 822 582**
Income Tax	–	–	–	–	–	–	-	–
Surplus/(Deficit) after income tax	**7 142 658**	**4 328 885**	**4 373 296**	**5 714 295**	**4 356 994**			**4 822 582**
Share of Surplus/Deficit attributable to Joint Venture	–	–	–	–	–			–
Share of Surplus/Deficit attributable to Minorities	–	–	–	–	–			–
Surplus/(Deficit) attributable to municipality	**7 142 658**	**4 328 885**	**4 373 296**	**5 714 295**	**4 356 994**			**4 822 582**
Share of Surplus/Deficit attributable to Associate	–	–	–	–	–			–
Intercompany/Parent subsidiary transactions	–	–	–	–	–			–
Surplus/ (Deficit) for the year	**7 142 658**	**4 328 885**	**4 373 296**	**5 714 295**	**4 356 994**			**4 822 582**

Note: NT, in terms of mSCOA and the MBRR reporting, requires municipalities to report on water inventory as gains, inventory consumed, and losses. This table discloses the financial performance inclusive of all water inventory accounts.

Table C5: Monthly Budget Statement - Capital Expenditure (municipal vote, standard classification and funding)

The table below reflects the City's capital programme in relation to capital expenditure by municipal vote; capital expenditure by standard classification; and funding sources required to fund the capital budget, including information on capital transfers from National and Provincial departments.

Vote Description	2025/26	Budget Year 2026/27						
R thousands	Provisional Outcome	Original Budget	Adjusted Budget	YearTD actual	YearTD budget	YTD variance	YTD variance %	Full Year Forecast
Multi-Year expenditure appropriation								
Vote 1 - Community Services & Health	315 103	376 209	389 404	26 148	41 580	(15 432)	-37.1%	381 109
Vote 2 - Corporate Services	706 252	642 101	665 178	128 522	111 851	16 671	14.9%	659 476
Vote 3 - Economic Growth	123 067	84 703	97 851	1 285	3 036	(1 752)	-57.7%	96 149
Vote 4 - Energy	1 293 050	1 521 424	1 561 238	179 509	201 874	(22 365)	-11.1%	1 521 627
Vote 5 - Finance	121 466	27 661	28 257	8 447	2 331	6 116	262.4%	28 060
Vote 6 - Future Planning & Resilience	20 835	14 766	15 724	4 443	4 412	30	0.7%	15 574
Vote 7 - Human Settlements	1 342 339	966 583	966 583	108 701	133 906	(25 205)	-18.8%	968 583
Vote 8 - Office of the City Manager	18 203	3 434	3 584	1 313	389	924	237.8%	3 533
Vote 9 - Safety & Security	425 530	207 259	207 825	11 362	21 634	(10 272)	-47.5%	207 800
Vote 10 - Spatial Planning & Environment	418 498	309 756	339 475	43 210	47 543	(4 333)	-9.1%	320 824
Vote 11 - Urban Mobility	2 525 117	3 057 544	3 214 412	191 374	232 956	(41 582)	-17.8%	3 081 609
Vote 12 - Urban Waste Management	427 938	488 176	494 157	65 755	80 781	(15 026)	-18.6%	479 157
Vote 13 - Water & Sanitation	4 498 038	5 386 924	5 391 250	357 160	417 213	(60 053)	-14.4%	5 129 090
Total Capital Expenditure	**12 235 438**	**13 086 540**	**13 374 937**	**1 127 229**	**1 299 506**	**(172 277)**	**-13.3%**	**12 892 592**
Capital Expenditure - Functional Classification								
Governance and administration	***1 103 528***	***927 540***	***946 396***	***160 895***	***146 567***	***14 328***	***9.8%***	***884 546***
Executive and council	28 419	2 012	4 254	227	355	(128)	-36.0%	4 083
Finance and administration	1 075 102	924 738	941 351	160 615	146 212	14 403	9.9%	879 672
Internal audit	7	791	791	53	–	53	100.0%	791
Community and public safety	***2 052 584***	***1 420 965***	***1 444 426***	***130 780***	***174 588***	***(43 808)***	***-25.1%***	***1 443 653***
Community and social services	141 576	181 981	187 177	14 697	20 869	(6 173)	-29.6%	186 032
Sport and recreation	252 504	182 665	194 431	5 369	14 049	(8 680)	-61.8%	192 830
Public safety	318 745	89 249	95 579	4 922	10 394	(5 472)	-52.6%	95 552
Housing	1 327 118	944 105	944 105	104 444	126 022	(21 578)	-17.1%	946 105
Health	12 641	22 965	23 134	1 348	3 253	(1 906)	-58.6%	23 134
Economic and environmental services	***2 868 227***	***3 346 663***	***3 542 622***	***235 433***	***281 503***	***(46 071)***	***-16.4%***	***3 439 671***
Planning and development	208 026	127 412	153 632	11 156	20 122	(8 966)	-44.6%	153 482
Road transport	2 360 217	2 987 804	3 145 735	191 374	230 956	(39 582)	-17.1%	3 059 485
Environmental protection	299 983	231 447	243 255	32 902	30 425	2 478	8.1%	226 704
Trading services	***6 207 599***	***7 389 137***	***7 439 258***	***599 216***	***696 847***	***(97 631)***	***-14.0%***	***7 122 487***
Energy sources	1 293 050	1 521 424	1 561 238	179 509	201 874	(22 365)	-11.1%	1 521 627
Water management	1 504 953	2 110 326	2 120 531	111 376	154 622	(43 246)	-28.0%	2 034 707
Waste water management	2 993 085	3 276 598	3 270 719	245 784	262 591	(16 806)	-6.4%	3 094 383
Waste management	416 511	480 788	486 770	62 546	77 760	(15 214)	-19.6%	471 770
Other	**3 500**	**2 235**	**2 235**	**905**	**–**	**905**	**100.0%**	**2 235**
Total Capital Expenditure - Functional Classification	**12 235 438**	**13 086 540**	**13 374 937**	**1 127 229**	**1 299 506**	**(172 277)**	**-13.3%**	**12 892 592**
Funded by:								
National Government	3 810 049	4 468 869	4 468 869	308 556	449 559	(141 002)	-31.4%	4 470 831
Provincial Government	10 690	8 779	8 779	6 017	3 000	3 017	100.6%	8 779
Transfers and subsidies - capital (monetary allocations) (Nat / Prov Departm Agencies, Households, Non-profit Institutions, Private Enterprises, Public Corporatons, Higher Educ Institutions)	58 069	135 461	179 872	17 271	11 144	6 126	55.0%	166 043
Transfers recognised - capital	**3 878 808**	**4 613 110**	**4 657 521**	**331 844**	**463 703**	**(131 859)**	**-28.4%**	**4 645 653**
Borrowing	**4 532 841**	**5 000 000**	**5 000 000**	**353 924**	**396 227**	**(42 303)**	**-10.7%**	**4 810 277**
Internally generated funds	**3 823 789**	**3 473 431**	**3 717 416**	**441 460**	**439 576**	**1 884**	**0.4%**	**3 436 662**
Total Capital Funding	**12 235 438**	**13 086 540**	**13 374 937**	**1 127 229**	**1 299 506**	**(172 277)**	**-13.3%**	**12 892 592**

Table C6: Monthly Budget Statement - Financial Position

The table below reflects the performance to date in relation to the financial position of the City.

Description	2025/26	Budget Year 2026/27			
R thousands	Provisional Outcome	Original Budget	Adjusted Budget	YearTD actual	Full Year Forecast
ASSETS					
Current assets					
Cash and cash equivalents	11 769 714	7 642 749	7 402 211	11 626 674	7 402 211
Short term Investments	3 051 747	3 181 607	3 181 607	3 051 747	3 181 607
Trade and other receivables from exchange transactions	5 607 115	4 660 162	4 660 162	6 481 334	4 660 162
Receivables from non-exchange transactions	3 410 075	6 762 290	7 343 540	3 638 080	7 343 540
Current portion of non-current receivables	16	11	11	16	11
Inventory	453 264	570 385	570 385	407 342	570 385
VAT Receivable	660 350	485 725	485 725	22 917	485 725
Other current assets	–	–	–	–	–
Total current assets	**24 952 281**	**23 302 929**	**23 643 641**	**25 228 109**	**23 643 641**
Non current assets					
Investments	6 191 042	4 737 123	4 737 123	6 960 084	4 737 123
Investment property	570 991	569 353	569 353	570 991	569 353
Property, plant and equipment	78 437 390	89 168 477	89 450 482	78 874 461	89 450 482
Biological assets	–	–	–	–	–
Living resources	845	586	586	845	586
Heritage assets	10 322	15 908	15 940	10 322	15 940
Intangible assets	955 149	797 985	804 344	955 149	804 344
Trade and other receivables from exchange transactions	–	–	–	–	–
Non-current receivables from non-exchange transactions	78	1	1	76	1
Other non-current assets	276 935	–	–	276 935	–
Total non current assets	**86 442 752**	**95 289 432**	**95 577 829**	**87 648 864**	**95 577 829**
TOTAL ASSETS	**111 395 032**	**118 592 361**	**119 221 470**	**112 876 973**	**119 221 470**
LIABILITIES					
Current liabilities					
Bank overdraft	–	–	–	–	–
Financial liabilities	971 358	1 329 412	1 329 412	971 358	1 329 412
Consumer deposits	722 862	652 240	652 240	658 092	652 240
Trade and other payables from exchange transactions	10 003 311	10 453 509	11 038 206	4 295 155	11 038 206
Trade and other payables from non-exchange transactions	654 149	1 141 121	1 141 121	2 391 612	1 141 121
Provision	2 277 362	2 173 388	2 173 388	2 257 268	2 173 388
VAT Payable	421 230	474 915	474 915	487 876	474 915
Other current liabilities	–	–	–	–	–
Total current liabilities	**15 050 273**	**16 224 585**	**16 809 283**	**11 061 361**	**16 809 283**
Non current liabilities					
Financial liabilities	8 709 335	13 372 008	13 372 008	8 812 476	13 372 008
Provision	7 770 439	7 177 871	7 177 871	7 770 439	7 177 871
Long term portion of trade payables	–	–	–	–	–
Other non-current liabilities	–	–	–	–	–
Total non current liabilities	**16 479 774**	**20 549 878**	**20 549 878**	**16 582 915**	**20 549 878**
TOTAL LIABILITIES	**31 530 047**	**36 774 464**	**37 359 161**	**27 644 276**	**37 359 161**
NET ASSETS	**79 864 985**	**81 817 898**	**81 862 309**	**85 232 697**	**81 862 309**
COMMUNITY WEALTH/EQUITY					
Accumulated surplus/(deficit)	73 243 005	74 823 102	74 942 238	78 280 587	74 942 238
Reserves and funds	6 621 980	6 994 796	6 920 071	6 952 110	6 920 071
Other	–	–	–	–	–
TOTAL COMMUNITY WEALTH/EQUITY	**79 864 985**	**81 817 898**	**81 862 309**	**85 232 697**	**81 862 309**

Table C7: Monthly Budget Statement - Cash Flow

The City's cash flow position and cash/cash equivalent outcome is shown in the table below.

Description	2025/26	Budget Year 2026/27						
R thousands	Provisional Outcome	Original Budget	Adjusted Budget	YTD actual	YTD budget	YTD variance	YTD variance %	Full Year Forecast
CASH FLOW FROM OPERATING ACTIVITIES								
Receipts								
Property rates	14 134 504	15 525 567	15 525 567	2 746 615	2 702 365	44 250	1.6%	15 525 567
Service charges	34 931 543	34 812 163	34 812 163	5 788 075	6 109 491	(321 416)	-5.3%	34 812 163
Other revenue	4 961 688	5 334 648	5 334 648	1 744 125	1 419 658	324 467	22.9%	5 334 648
Transfers and Subsidies - Operational	7 406 593	7 194 666	7 203 695	2 549 720	2 549 720	–	-	7 203 695
Transfers and Subsidies - Capital	4 150 858	4 613 110	4 657 521	1 247 557	1 217 923	29 634	2.4%	4 657 521
Interest	1 745 868	843 365	843 365	282 889	142 503	140 386	98.5%	843 365
Dividends	3 807	–	–	–	–	–	-	–
Payments								
Suppliers and employees	(54 458 639)	(58 914 684)	(58 920 266)	(11 474 538)	(11 611 825)	(137 287)	1.2%	(58 920 266)
Finance charges	(918 229)	(1 307 701)	(1 307 701)	(7 630)	(7 628)	2	0.0%	(1 307 701)
Transfers and Subsidies	(296 453)	(339 257)	(339 257)	(4 197)	(54 480)	(50 282)	92.3%	(339 257)
NET CASH FROM/(USED) OPERATING ACTIVITIES	**11 661 540**	**7 761 878**	**7 809 737**	**2 872 616**	**2 467 729**	**(404 888)**	**-16.4%**	**7 809 737**
CASH FLOWS FROM INVESTING ACTIVITIES								
Receipts								
Proceeds on disposal of PPE	265 710	81 441	81 441	–	–	–	-	81 441
Decrease (increase) in non-current receivables	64	29	29	–	–	–	-	29
Decrease (increase) in non-current investments	(1 578 464)	(242 107)	(242 107)	–	–	–	-	(242 107)
Insurance Refund - Capital	–	–	–	–	–	–	-	–
Interest on Short Term Investment (Greater then 90 days) and Long Term Investments	–	–	–	–	–	–	-	–
Payments	–	–	–	–	–	–	-	–
Capital assets	(11 620 830)	(13 086 540)	(13 374 937)	(2 136 099)	(2 305 192)	(169 092)	7.3%	(13 374 937)
Retention (Capital)	–	–	–	–	–	–	-	–
NET CASH FROM/(USED) INVESTING ACTIVITIES	**(12 933 520)**	**(13 247 177)**	**(13 535 574)**	**(2 136 099)**	**(2 305 192)**	**(169 092)**	**7.3%**	**(13 535 574)**
CASH FLOWS FROM FINANCING ACTIVITIES								
Receipts								
Short term loans	–	–	–	–	–	–	-	–
Borrowing long term/refinancing	3 548 320	5 000 000	5 000 000	–	–	–	-	5 000 000
Increase (decrease) in consumer deposits	–	24 008	24 008	–	–	–	-	24 008
Payments	–	–	–	–	–	–	-	–
Repayment of borrowing	(1 082 274)	(1 294 359)	(1 294 359)	(50 000)	(50 000)	–	-	(1 294 359)
NET CASH FROM/(USED) FINANCING ACTIVITIES	**2 466 046**	**3 729 649**	**3 729 649**	**(50 000)**	**(50 000)**	**–**	**-**	**3 729 649**
NET INCREASE/ (DECREASE) IN CASH HELD	**1 194 066**	**(1 755 650)**	**(1 996 188)**	**686 517**	**112 537**			**(1 996 188)**
Cash/cash equivalents at beginning:	10 575 648	9 398 399	9 398 399	11 769 714	9 398 399			9 398 399
Cash/cash equivalents at month/year end:	11 769 714	7 642 749	7 402 211	12 456 231	9 510 936			7 402 211

SUPPORTING DOCUMENTATION: CITY OF CAPE TOWN

Table SC1: Monthly Budget Statement Financial Performance

Description	2025/26	Budget Year 2026/27						
R thousands	Provisional Outcome	Original Budget	Adjusted Budget	YearTD actual	YearTD budget	YTD variance	YTD variance %	Full Year Forecast
REVENUE ITEMS:								
Exchange revenue								
Service charges - Electricity								
Electricity Sales	24 665 170	24 919 710	24 919 710	4 824 221	4 693 388	130 833	2.8%	24 919 710
Total Service charges - Electricity	**24 665 170**	**24 919 710**	**24 919 710**	**4 824 221**	**4 693 388**	**130 833**	**2.8%**	**24 919 710**
Less Revenue Foregone (in excess of 50 kwh per indigent household per month)	25 812	28 452	28 452	4 783	4 742	41	0.9%	28 452
Less Cost of Free Basis Services (50 kwh per indigent household per month)	181 904	201 478	201 478	31 894	33 580	(1 686)	-5.0%	201 478
Net Service charges - Electricity	**24 665 170**	**24 919 710**	**24 919 710**	**4 824 221**	**4 693 388**	**130 833**	**2.8%**	**24 919 710**
Service charges - Water								
Availability Charges	12 458	15 534	15 534	2 546	2 589	(43)	-1.7%	15 534
Connection/Disconnection	40 287	38 300	38 300	8 025	4 600	3 425	74.4%	38 300
Sale	6 757 128	6 835 177	6 835 177	911 607	918 092	(6 485)	-0.7%	6 835 177
Total Service charges - Water	**6 809 873**	**6 889 011**	**6 889 011**	**922 177**	**925 281**	**(3 104)**	**-0.3%**	**6 889 011**
Less Revenue Foregone (in excess of 6 kilolitres per indigent household per month)	505 910	180 900	180 900	-	-	-	-	180 900
Less Cost of Free Basis Services (6 kilolitres per indigent household per month)	365 446	465 227	465 227	-	-	-	-	465 227
Net Service charges - Water	**5 938 517**	**6 242 884**	**6 242 884**	**922 177**	**925 281**	**(3 104)**	**-0.3%**	**6 242 884**
Service charges - Waste Water Management								
Availability Charges	14 835	15 534	15 534	2 777	2 589	188	7.3%	15 534
Industrial Effluent	33 937	24 497	24 497	5 542	4 587	955	20.8%	24 497
Sanitation Charges	3 467 081	3 787 878	3 787 878	477 867	476 904	963	0.2%	3 787 878
Total Service charges - Waste Water Management	**3 515 853**	**3 827 909**	**3 827 909**	**486 186**	**484 080**	**2 105**	**0.4%**	**3 827 909**
Less Revenue Foregone (in excess of free sanitation service to indigent households)	246 148	196 405	196 405	-	-	-	-	196 405
Less Cost of Free Basis Services (free sanitation service to indigent households)	202 778	460 527	460 527	-	-	-	-	460 527
Net Service charges - Waste Water Management	**3 066 926**	**3 170 976**	**3 170 976**	**486 186**	**484 080**	**2 105**	**0.4%**	**3 170 976**
Service charges - Waste Management								
Availability Charges	12 586	13 657	13 657	2 364	2 157	207	9.6%	13 657
Disposal Facilities	222 950	231 921	231 921	33 012	43 210	(10 198)	-23.6%	231 921
Refuse Removal	1 939 035	2 179 572	2 179 572	337 259	344 066	(6 807)	-2.0%	2 179 572
Total refuse removal revenue	**2 174 571**	**2 425 149**	**2 425 149**	**372 636**	**389 433**	**(16 798)**	**-4.3%**	**2 425 149**
Less Revenue Foregone (in excess of one removal a week to indigent households)	-	-	-	-	-	-	-	-
Less Cost of Free Basis Services (removed once a week to indigent households)	580 674	713 969	713 969	98 101	100 367	(2 266)	-2.3%	713 969
Net Service charges - Waste Management	**3 066 926**	**3 170 976**	**3 170 976**	**486 186**	**484 080**	**2 105**	**0.4%**	**3 170 976**
Sales of Goods and Rendering of Services								
Total Sales of Goods and Rendering of Services	**785 314**	**753 098**	**753 098**	**168 276**	**127 628**	**40 648**	**31.8%**	**753 098**
Agency Services								
National								
AARTO	51	-	-	-	-	-	-	-
Total National	**51**	**-**	**-**	**-**	**-**	**-**	**-**	**-**
Provincial								
Western Cape	302 762	310 022	310 022	44 257	51 670	(7 414)	-14.3%	310 022
Total Provincial	**302 762**	**310 022**	**310 022**	**44 257**	**51 670**	**(7 414)**	**-14.3%**	**310 022**
Total Agency Services	**302 814**	**310 022**	**310 022**	**44 257**	**51 670**	**(7 414)**	**-14.3%**	**310 022**
Interest - Deemed Interest								
Interest earned from Receivables								
Electricity	33 527	43 428	43 428	8 153	7 238	915	12.6%	43 428
Housing	(250)	279	279	(55)	53	(108)	-204.8%	279
Waste Management	36 701	40 587	40 587	30 657	6 304	24 354	386.3%	40 587
Waste Water Management	64 433	65 452	65 452	44 898	10 909	33 989	311.6%	65 452
Water	170 987	171 420	171 420	119 947	28 570	91 377	319.8%	171 420
Shared Services	31 006	19 051	19 051	14 800	2 658	12 142	456.8%	19 051
Total Interest earned from Receivables	**336 403**	**340 218**	**340 218**	**218 400**	**55 731**	**162 669**	**291.9%**	**340 218**
Interest earned from Current and Non Current Assets								
Total Interest earned from Current and Non Current Assets	**1 560 638**	**843 365**	**843 365**	**279 370**	**140 561**	**138 809**	**98.8%**	**843 365**
Dividends								
Total Dividends	**3 807**	**-**	**-**	**-**	**-**	**-**	**-**	**-**
Rent on Land								
Total Rent on Land	**-**	**-**	**-**	**-**	**-**	**-**	**-**	**-**
Rental from Fixed Assets								
Total Rental from Fixed Assets	**534 142**	**576 569**	**576 569**	**94 674**	**100 276**	**(5 602)**	**-5.6%**	**576 569**
Licences or Permits								
Health Certificates	999	572	572	178	95	82	86.3%	572
Total Licences or Permits	**999**	**572**	**572**	**178**	**95**	**82**	**86.3%**	**572**
Special Rating Levies								
Total Special Rating Levies	**481 958**	**521 067**	**521 067**	**93 224**	**86 844**	**6 379**	**7.3%**	**521 067**
Construction Contract Revenue								
Development Charges	**337 175**	**215 974**	**215 974**	**163 118**	**28 687**	**134 431**	**468.6%**	**215 974**

Table continues on next page.

Description	2025/26	Budget Year 2026/27						
R thousands	Provisional Outcome	Original Budget	Adjusted Budget	YearTD actual	YearTD budget	YTD variance	YTD variance %	Full Year Forecast
Operational Revenue								
Total Operational Revenue	**269 290**	**192 509**	**192 509**	**33 348**	**28 324**	**5 024**	**17.7%**	**192 509**
Non-Exchange revenue								
Property Rates								
Total Property Rates	**16 329 527**	**18 444 678**	**18 444 678**	**3 167 422**	**2 935 770**	**231 652**	**7.9%**	**18 444 678**
Less Revenue Foregone (exemptions, reductions and rebates and impermissable values in excess of section 17 of MPRA)	(2 431 881)	(2 634 012)	(2 634 012)	(489 443)	(439 002)	(50 441)	11.5%	(2 634 012)
Net Property Rates	**13 897 646**	**15 810 666**	**15 810 666**	**2 677 978**	**2 496 768**	**181 210**	**7.3%**	**15 810 666**
Surcharges and Taxes								
Total Surcharges and Taxes	**-**	**-**	**-**	**-**	**-**	**-**	**-**	**-**
Fines, Penalties and Forfeits								
Fines	2 343 572	1 895 746	1 895 746	451 669	309 820	141 849	45.8%	1 895 746
Forfeits	17 745	12 644	12 644	723	3 987	(3 264)	-81.9%	12 644
Total Fines, Penalties and Forfeits	**2 361 317**	**1 908 390**	**1 908 390**	**452 392**	**313 807**	**138 585**	**44.2%**	**1 908 390**
Licences or Permits								
Filming Fees	5 178	6 453	6 453	1 746	1 093	653	59.7%	6 453
Hoarding (Collecting/Storing)	15	10	10	3	-	3	100.0%	10
Road and Transport	40 665	43 075	43 075	9 115	6 734	2 381	35.4%	43 075
Total Licences or Permits	**45 858**	**49 538**	**49 538**	**10 865**	**7 827**	**3 037**	**38.8%**	**49 538**
Transfer and subsidies - Operational								
Monetary Allocations								
National Governments	5 949 872	5 611 347	5 611 347	2 146 929	2 166 035	(19 105)	-0.9%	5 611 347
Provincial Government	1 414 061	1 425 137	1 425 137	145 119	140 075	5 044	3.6%	1 425 137
Public Corporations	57 652	158 182	167 212	12 721	14 288	(1 567)	-11.0%	167 212
Total Monetary Allocations	**7 421 585**	**7 194 666**	**7 203 695**	**2 304 770**	**2 320 398**	**(15 629)**	**-0.7%**	**7 203 695**
Total Transfer and subsidies - Operational	**7 421 585**	**7 194 666**	**7 203 695**	**2 304 770**	**2 320 398**	**(15 629)**	**-0.7%**	**7 203 695**
Interest Receivables								
Property Rates	127 487	102 030	102 030	56 147	17 005	39 142	230.2%	102 030
Service Charges								
Electricity	-	-	-	-	-	-	-	-
Waste Management	1 724	1 500	1 500	640	250	390	155.9%	1 500
Waste Water Management	-	-	-	-	-	-	-	-
Water	-	-	-	-	-	-	-	-
Total Service Charges	**1 724**	**1 500**	**1 500**	**640**	**250**	**390**	**155.9%**	**1 500**
Total Interest Receivables	**129 211**	**103 530**	**103 530**	**56 787**	**17 255**	**39 532**	**229.1%**	**103 530**
Fuel Levy (RSC Replacement Grant)	**2 851 776**	**3 004 725**	**3 004 725**	**1 001 575**	**1 001 575**	**-**	**-**	**3 004 725**
Operational Revenue - Service Charges								
Electricity - Availability Charges	-	-	-	-	-	-	-	-
Waste Management - Availability Charges	766 107	-	-	335	-	335	100.0%	-
Waste Water Management - Availability Charges	-	-	-	-	-	-	-	-
Water - Availability Charges	-	-	-	-	-	-	-	-
Total Operational Revenue - Service Charges	**766 107**	**-**	**-**	**335**	**-**	**335**	**100.0%**	**-**
Gains on Disposal of Fixed and Intangible Assets								
Property, Plant and Equipment	213 751	81 441	81 441	-	966	(966)	-100.0%	81 441
Total Disposal of Fixed and Intangible Assets	**213 751**	**81 441**	**81 441**	**-**	**966**	**(966)**	**-100.0%**	**81 441**
Other Gains								
Inventory								
Fair value assessment - Water stock	-	-	-	-	-	-	-	-
Increase to net-realisable Value	6 292 457	6 454 734	6 454 734	491 009	503 689	(12 680)	-2.5%	6 454 734
Total Inventory	**6 292 457**	**6 454 734**	**6 454 734**	**491 009**	**503 689**	**(12 680)**	**-2.5%**	**6 454 734**
Fair Value Adjustment								
Total Fair Value Adjustment	**164 495**	**160 000**	**160 000**	**158**	**-**	**-**	**-**	**160 000**
Foreign Exchange	**7 154**	**-**	**-**	**349**	**-**	**349**	**100.0%**	**-**
Contributions to Provisions for landfill sites	**-**	**-**	**-**	**-**	**-**	**-**	**-**	**-**
Total Other Gains	**6 464 105**	**6 614 734**	**6 614 734**	**491 515**	**503 689**	**(12 331)**	**-2.4%**	**6 614 734**
Discontinued Operations								
Total Revenue	**73 820 687**	**74 335 904**	**74 344 933**	**14 561 503**	**13 635 596**	**917 928**	**6.7%**	**74 344 933**

Table continues on next page.

Description	2025/26	Budget Year 2026/27						
R thousands	Provisional Outcome	Original Budget	Adjusted Budget	YearTD actual	YearTD budget	YTD variance	YTD variance %	Full Year Forecast
EXPENDITURE ITEMS:								
Employee related costs								
Salaries and Allowances								
Basic Salary	13 206 187	14 684 335	14 682 897	2 223 175	2 366 591	(143 416)	-6.1%	14 682 897
Bonuses	830 002	859 624	859 624	2 110	1 266	844	66.7%	859 624
Allowance								
Cellular and Telephone	51 722	61 854	61 633	9 501	10 226	(725)	-7.1%	61 633
Housing Benefits	71 308	74 277	74 309	12 412	12 440	(27)	-0.2%	74 309
Non-pensionable	17 456	21 722	21 852	2 853	3 579	(726)	-20.3%	21 852
Travel or Motor Vehicle	280 321	312 504	312 806	49 168	52 657	(3 488)	-6.6%	312 806
Total Allowance	**420 807**	**470 356**	**470 599**	**73 935**	**78 902**	**(4 967)**	**-6.3%**	**470 599**
Service Related Benefits								
Acting	8 340	-	1 794	891	1 013	(122)	-12.0%	1 794
Leave Pay	189 936	120 975	119 475	12 077	17 630	(5 553)	-31.5%	119 475
Long Service Award	105 278	109 697	109 697	18 308	26 244	(7 935)	-30.2%	109 697
Overtime	1 229 487	1 031 596	1 031 429	99 221	97 714	1 507	1.5%	1 031 429
Standby Allowance	225 820	247 901	248 044	39 489	37 773	1 716	4.5%	248 044
Uniform-Special-Protective Clothing	2 483	2 431	2 435	2 313	2 244	69	3.1%	2 435
Total Service Related Benefits	**1 761 344**	**1 512 600**	**1 512 873**	**172 299**	**182 617**	**(10 318)**	**-5.7%**	**1 512 873**
Total Salaries and Allowances	**16 218 341**	**17 526 915**	**17 525 993**	**2 471 519**	**2 629 376**	**(157 857)**	**-6.0%**	**17 525 993**
Social Contributions								
Bargaining Council	5 127	5 215	5 215	847	887	(40)	-4.5%	5 215
Group Life Insurance	128 138	130 745	130 760	22 538	22 427	111	0.5%	130 760
Medical	1 242 635	1 361 459	1 361 804	217 429	229 665	(12 236)	-5.3%	1 361 804
Pension	2 008 672	2 647 238	2 647 289	355 346	418 444	(63 098)	-15.1%	2 647 289
Unemployment Insurance	71 465	68 390	68 837	11 563	11 767	(204)	-1.7%	68 837
Total Social Contributions	**3 456 037**	**4 213 047**	**4 213 903**	**607 724**	**683 190**	**(75 467)**	**-11.0%**	**4 213 903**
Post-retirement Benefit								
Medical	1 431 145	480 761	480 761	73 214	80 127	(6 913)	-8.6%	480 761
Other Benefits	-	-	-	-	-	-	-	-
Pension	663	2 256	2 256	25	376	(351)	-93.4%	2 256
Total Post-retirement Benefit	**1 431 808**	**483 017**	**483 017**	**73 239**	**80 503**	**(7 264)**	**-9.0%**	**483 017**
Sub-Total	**21 106 186**	**22 222 978**	**22 222 913**	**3 152 482**	**3 393 069**	**(240 587)**	**-7.1%**	**22 222 913**
Less: Employees costs capitalised to PPE	(26 632)	(51 258)	(51 258)	(5 147)	(7 003)	1 856	-26.5%	(51 258)
Total Employee Related Cost	**21 079 554**	**22 171 720**	**22 171 655**	**3 147 334**	**3 386 066**	**(80 875)**	**-2.4%**	**22 171 655**
Remuneration of Councillors								
Allowances and Service Related Benefits								
Basic Salary	169 909	179 958	179 958	28 283	29 993	(1 710)	-5.7%	179 958
Cell phone Allowance	9 944	10 972	10 972	1 657	1 829	(172)	-9.4%	10 972
Motor Vehicle Allowance	238	282	282	38	47	(9)	-18.5%	282
Out of pocket Expenses	10 710	12 430	12 430	1 823	2 072	(249)	-12.0%	12 430
Total Allowances and Service Related Benefits	**190 800**	**203 642**	**203 642**	**31 801**	**33 940**	**(2 139)**	**-6.3%**	**203 642**
Social Contributions								
Medial Aid Benefits	-	15	15	-	3	(3)	-100.0%	15
Pension Fund Contributions	3 327	3 547	3 547	580	591	(11)	-1.9%	3 547
Total Social Contributions	**3 327**	**3 562**	**3 562**	**580**	**594**	**(14)**	**-2.3%**	**3 562**
Total Remuneration of Councillors	**194 127**	**207 204**	**207 204**	**32 381**	**34 534**	**(14)**	**0.0%**	**207 204**
Bulk Purchases - Electricity								
ESKOM	17 741 051	18 901 474	18 901 474	2 151 477	2 160 300	(8 822)	-0.4%	18 901 474
Independent Power Producers								
Green Electricity								
Green Charges	120	200	200	8	17	(9)	-51.2%	200
Total Green Electricity	**120**	**200**	**200**	**8**	**17**	**(9)**	**-51.2%**	**200**
Total Independent Power Producers	**120**	**200**	**200**	**8**	**17**	**(9)**	**-51.2%**	**200**
Self Generation	59 405	74 626	74 626	4 459	2 062	2 397	116.3%	74 626
Total Bulk Purchases - Electricity	**17 800 577**	**18 976 300**	**18 976 300**	**2 155 945**	**2 162 379**	**(6 425)**	**-0.3%**	**18 976 300**

Table continues on next page.

Description	2025/26	Budget Year 2026/27						
R thousands	Provisional Outcome	Original Budget	Adjusted Budget	YearTD actual	YearTD budget	YTD variance	YTD variance %	Full Year Forecast
Inventory Consumed								
Materials and Supplies	1 852 580	2 078 345	2 073 987	285 868	288 294	(2 426)	-0.8%	2 073 987
Water	6 015 133	6 119 118	6 119 118	473 391	468 328	5 063	1.1%	6 119 118
Sub-total	**7 867 712**	**8 197 463**	**8 193 105**	**759 258**	**756 622**	**2 637**	**0.3%**	**8 193 105**
Less: Capitalisation of inventory consumed	-	-	-	-	-	-	-	-
Total Inventory Consumed	**7 867 712**	**8 197 463**	**8 193 105**	**759 258**	**756 622**	**2 637**	**0.3%**	**8 193 105**
Debt Impairment								
Total Debt Impairment	**762 342**	**2 622 547**	**2 622 547**	**494 370**	**447 474**	**46 896**	**10.5%**	**2 622 547**
Depreciation, Amortisation and Impairment								
Amortisation								
Total Amortisation	**-**	**-**	**-**	**-**	**-**	**-**	**-**	**-**
Depreciation								
Biological or Cultivated Assets	-	377	377	-	63	(63)	-100.0%	377
Coastal Infrastructure	9 573	10 046	10 046	1 615	1 674	(60)	-3.6%	10 046
Community Assets	323 902	341 934	341 934	53 935	56 989	(3 054)	-5.4%	341 934
Computer Equipment	271 553	305 362	305 362	49 315	50 894	(1 579)	-3.1%	305 362
Electrical Infrastructure	405 637	422 830	422 830	69 990	70 472	(481)	-0.7%	422 830
Furniture and Office Equipment	86 825	107 549	107 549	16 197	17 925	(1 728)	-9.6%	107 549
Information and Communication Infrastructure	146 338	141 175	141 175	25 491	23 529	1 962	8.3%	141 175
Land	11 801	-	-	-	-	-	-	-
Libraries	20 671	22 736	22 736	1 198	3 789	(2 591)	-68.4%	22 736
Living resources	248	-	-	40	-	40	100.0%	-
Machinery and Equipment	206 116	194 546	194 546	32 053	32 424	(371)	-1.1%	194 546
Other Assets	641 135	661 276	661 276	109 572	110 213	(640)	-0.6%	661 276
Roads Infrastructure	537 364	553 252	553 252	92 296	92 209	87	0.1%	553 252
Sanitation Infrastructure	317 304	342 949	342 949	60 722	57 158	3 563	6.2%	342 949
Solid Waste Infrastructure	79 115	79 545	79 545	14 000	13 258	742	5.6%	79 545
Storm water Infrastructure	82 811	88 328	88 328	14 175	14 721	(547)	-3.7%	88 328
Transport Assets	599 622	668 943	668 943	102 704	111 491	(8 786)	-7.9%	668 943
Water Supply Infrastructure	266 414	283 314	283 314	46 853	47 219	(366)	-0.8%	283 314
Total Depreciation	**4 006 429**	**4 224 161**	**4 224 161**	**690 157**	**699 987**	**(13 870)**	**-2.0%**	**4 224 161**
Capital Impairment Losses and Reversals								
Total Depreciation, Amortisation and Impairment	**4 006 429**	**4 224 161**	**4 224 161**	**690 157**	**699 987**	**(13 870)**	**-2.0%**	**4 224 161**
Interest, Dividends and Rent on Land								
Interest Paid	1 017 808	1 255 598	1 249 598	160 843	201 586	(40 743)	-20.2%	1 255 598
Rent on Land	-	3 448	2 888	91	-	91	100.0%	2 888
Total Interest, Dividends and Rent on Land	**1 017 808**	**1 259 045**	**1 252 486**	**160 934**	**201 586**	**(40 652)**	**-20.2%**	**1 258 486**
Contracted Services								
Consultants and Professional Services	1 186 576	1 455 444	1 514 875	95 107	104 395	(9 289)	-8.9%	1 514 875
Contractors	5 096 488	5 348 107	5 253 716	381 597	434 714	(53 117)	-12.2%	5 253 716
Outsourced Services	4 886 395	4 543 413	4 564 797	383 027	433 459	(50 432)	-11.6%	4 564 797
Total Contracted Services	**11 169 459**	**11 346 964**	**11 333 388**	**859 731**	**972 568**	**(112 837)**	**-11.6%**	**11 333 388**
Transfers and Subsidies								
Operational								
Monetary Allocations	349 496	339 257	359 642	53 565	72 359	(18 794)	-26.0%	359 642
Total Operational	**349 496**	**339 257**	**359 642**	**53 565**	**72 359**	**(18 794)**	**-26.0%**	**359 642**
Total Transfers and Subsidies	**349 496**	**339 257**	**359 642**	**53 565**	**72 359**	**(18 794)**	**-26.0%**	**359 642**

Table continues on next page.

City of Cape Town: FMR - Annexure A (August 2026)

Description	2025/26	Budget Year 2026/27						
R thousands	Provisional Outcome	Original Budget	Adjusted Budget	YearTD actual	YearTD budget	YTD variance	YTD variance %	Full Year Forecast
Irrecoverable Debts Written Off								
Bad debt written off								
Total Irrecoverable Debts Written Off	**2 177 949**	**863 025**	**863 025**	**86 851**	**133 455**	**(46 603)**	**-34.9%**	**863 025**
Operational Cost and Other Cost								
Operational Cost								
Total Operational Cost	**3 285 093**	**3 656 345**	**3 555 359**	**661 428**	**823 110**	**(161 682)**	**-19.6%**	**3 555 359**
Operating Leases								
Total Operational Leases	**351 138**	**232 818**	**347 007**	**41 646**	**48 702**	**(7 056)**	**-14.5%**	**347 007**
Total Operational Cost and Other Cost	**3 636 232**	**3 889 163**	**3 902 366**	**703 075**	**871 812**	**(168 738)**	**-19.4%**	**3 902 366**
Disposal of Fixed and Intangible Assets								
Total Disposal of Fixed and Intangible Assets	**39 731**	**2 551**	**2 551**	**0**	**126**	**(125)**	**-99.7%**	**2 551**
Other Losses								
Total Other Losses	**498 211**	**520 728**	**520 728**	**35 451**	**40 791**	**(5 340)**	**-13.1%**	**520 728**
Total Expenditure	**70 599 627**	**74 620 128**	**74 629 158**	**9 179 053**	**9 779 759**	**(270 831)**	**-2.8%**	**74 635 158**
Surplus/(Deficit)	**3 221 061**	**(284 225)**	**(284 225)**	**5 382 450**	**3 855 837**	**1 526 613**	**39.6%**	**(290 225)**
Transfers and subsidies - capital (monetary allocations)								
National Government	3 900 999	4 468 869	4 468 869	308 627	487 522	(178 894)	-36.7%	4 468 869
Provincial Governments	10 690	8 779	8 779	6 017	3 000	3 017	100.6%	8 779
Public Corporations	7 980	135 461	179 872	17 200	10 635	6 564	61.7%	179 872
Total Transfers and subsidies - capital (monetary allocations)	**3 919 668**	**4 613 110**	**4 657 521**	**331 844**	**501 157**	**(169 313)**	**-33.8%**	**4 657 521**
Transfers and subsidies - capital (in-kind)								
Public Corporations	1 929	-	-	-	-	-	-	-
Total Transfers and subsidies - capital (in-kind)	**1 929**	**-**	**-**	**-**	**-**	**-**	**-**	**-**
Surplus/(Deficit) after capital transfers and contributions	**7 142 658**	**4 328 885**	**4 373 296**	**5 714 295**	**4 356 994**	**1 357 301**	**31.2%**	**4 367 296**
Income Tax								
Total Income Tax	**-**	**-**	**-**	**-**	**-**	**-**	**-**	**-**
Surplus/(Deficit) after income tax	**7 142 658**	**4 328 885**	**4 373 296**	**5 714 295**	**4 356 994**	**1 357 301**	**31.2%**	**4 367 296**
Share of Surplus/Deficit attributable to Joint Venture	-	-	-	-	-	-	-	-
Share of Surplus/Deficit attributable to Minorities	-	-	-	-	-	-	-	-
Surplus/(Deficit) attributable to municipality	**7 142 658**	**4 328 885**	**4 373 296**	**5 714 295**	**4 356 994**	**1 357 301**	**31.2%**	**4 367 296**
Share of Surplus/Deficit attributable to Associate	-	-	-	-	-	-	-	-
Intercompany/Parent-subsidiary Transactions	-	-	-	-	-	-	-	-
Surplus/(Deficit) for the year	**7 142 658**	**4 328 885**	**4 373 296**	**5 714 295**	**4 356 994**	**1 357 301**	**31.2%**	**4 367 296**
Repairs and Maintenance by Expenditure Item								
Employee related costs	2 031 734	2 314 825	2 314 825	333 461	383 016	(49 555)	-12.9%	2 314 825
Inventory Consumed (Project Maintenance)	483 131	589 218	588 730	76 344	75 883	461	0.6%	588 730
Contracted Services	3 937 244	4 075 443	4 081 522	278 319	303 900	(25 581)	-8.4%	4 081 522
Operational Costs	203 002	322 783	322 947	26 094	37 599	(11 505)	-30.6%	322 947
Total Repairs and Maintenance Expenditure	**6 655 111**	**7 302 269**	**7 308 023**	**714 219**	**800 398**	**(86 180)**	**-10.8%**	**7 308 023**

Table SC2 Monthly budget statement Aged Debtors

Description	Budget Year 2026/27											
R thousands	0-30 Days	31-60 Days	61-90 Days	91-120 Days	121-150 Dys	151-180 Dys	181 Dys-1 Yr	Over 1Yr	Total	Total over 90 days	Actual Bad Debts Written Off against Debtors	Impairment - Bad Debts i.t.o Council Policy
Debtors Age Analysis By Income Source												
Trade and Other Receivables from Exchange Transactions - Water	563 896	59 752	70 696	83 840	50 477	61 526	312 816	1 458 150	2 661 154	1 966 810	–	–
Trade and Other Receivables from Exchange Transactions - Electricity	1 258 415	47 473	46 766	57 164	17 671	36 254	184 335	480 118	2 128 196	775 542	–	–
Receivables from Non-exchange Transactions - Property Rates	1 148 004	65 420	72 746	81 581	36 167	41 616	223 852	896 714	2 566 101	1 279 930	–	–
Receivables from Exchange Transactions - Waste Water Management	283 621	26 794	27 091	33 351	21 084	21 911	110 682	542 670	1 067 204	729 698	–	–
Receivables from Exchange Transactions - Waste Management	128 880	19 519	21 691	22 449	13 150	15 315	79 530	333 882	634 416	464 325	–	–
Receivables from Exchange Transactions - Property Rental Debtors	129 678	1 149	15 732	14 647	13 815	21 486	120 126	702 617	1 019 250	872 692	–	–
Interest on Arrear Debtor Accounts	281 921	43 302	40 343	38 737	36 858	33 219	192 462	38 504	705 345	339 779	–	–
Recoverable unauthorised, irregular, fruitless and wasteful expenditure	–	–	–	–	–	–	–	–	–	–	–	–
Other	(294 373)	(53 830)	(25 256)	(2 272)	(2 273)	(2 897)	6 648	(219 852)	(594 104)	(220 645)	–	–
Total By Income Source	**3 500 042**	**209 580**	**269 809**	**329 497**	**186 950**	**228 430**	**1 230 450**	**4 232 804**	**10 187 563**	**6 208 132**	**–**	**–**
2025/26 - totals only	**2 897 763**	**259 583**	**219 713**	**218 656**	**196 851**	**172 561**	**1 019 961**	**3 960 611**	**8 945 698**	**5 568 639**	**–**	**–**
Debtors Age Analysis By Customer Group												
Organs of State	54 863	42 274	33 345	31 317	13 243	8 537	36 013	96 176	315 767	185 286	–	–
Commercial	1 614 864	39 456	45 761	40 374	23 640	29 769	132 426	192 534	2 118 825	418 743	–	–
Households	1 668 700	139 240	171 471	192 437	128 853	149 086	815 127	3 439 465	6 704 380	4 724 969	–	–
Other	161 615	(11 390)	19 232	65 369	21 214	41 038	246 884	504 628	1 048 592	879 134	–	–
Total By Customer Group	**3 500 042**	**209 580**	**269 809**	**329 497**	**186 950**	**228 430**	**1 230 450**	**4 232 804**	**10 187 563**	**6 208 132**	**–**	**–**

Table SC3 Monthly Budget Statement Financial Position

Description	2025/26	Budget Year 2026/27						
R thousands	Provisional Outcome	Original Budget	Adjusted Budget	YearTD actual	YearTD budget	YTD variance	YTD variance %	Full Year Forecast
ASSETS								
Current Assets								
Cash and Cash Equivalents								
Call Deposits and Investments	11 769 714	7 642 749	7 402 211	11 247 620	–	11 247 620	100.0%	7 402 211
Cash at Bank	–	–	–	375 259	–	375 259	100.0%	–
Cash on Hand	–	–	–	3 795	–	3 795	100.0%	–
Total Cash and Cash Equivalents	**11 769 714**	**7 642 749**	**7 402 211**	**11 626 674**	**-**	**11 626 674**	**100.0%**	**7 402 211**
Short term Investments								
Deposit Taking Institutions	3 051 747	3 181 607	3 181 607	3 051 747	-	3 051 747	100.0%	3 181 607
Trade and other receivables from exchange transactions								
Electricity	3 196 893	2 951 475	2 951 475	3 753 675	-	3 753 675	100.0%	2 951 475
Waste Management	613 762	811 226	811 226	721 788	-	721 788	100.0%	811 226
Waste Water Management	1 183 335	1 456 647	1 456 647	1 492 944	-	1 492 944	100.0%	1 456 647
Water	2 934 530	3 526 901	3 526 901	3 117 449	-	3 117 449	100.0%	3 526 901
Other trade receivables from exchange transactions	2 855 259	2 186 036	2 186 036	2 692 699	-	2 692 699	100.0%	2 186 036
Gross: Trade and other receivables from exchange transactions	**10 783 779**	**10 932 286**	**10 932 286**	**11 778 554**	**-**	**11 778 554**	**100.0%**	**10 932 286**
Less: Impairment for debt	**-**	**-**	**-**	**-**	**-**	**–**	**-**	**-**
Impairment for Electricity	(882 588)	(1 153 853)	(1 153 853)	(923 633)	-	(923 633)	100.0%	(1 153 853)
Impairment for Waste Management	(395 892)	(411 793)	(411 793)	(402 966)	-	(402 966)	100.0%	(411 793)
Impairment for Waste Water Management	(657 158)	(881 435)	(881 435)	(674 761)	-	(674 761)	100.0%	(881 435)
Impairment for Water	(1 819 806)	(2 237 326)	(2 237 326)	(1 854 815)	-	(1 854 815)	100.0%	(2 237 326)
Impairment for other trade receivalbes from exchange transactions	(1 421 221)	(1 587 717)	(1 587 717)	(1 441 045)	-	(1 441 045)	100.0%	(1 587 717)
Total Less: Impairment for debt	**(5 176 664)**	**(6 272 124)**	**(6 272 124)**	**(5 297 220)**	**-**	**(5 297 220)**	**100.0%**	**(6 272 124)**
Total net Trade and other receivables from Exchange Transactions	**5 607 115**	**4 660 162**	**4 660 162**	**6 481 334**	**-**	**6 481 334**	**100.0%**	**4 660 162**
Receivables from non-exchange transactions								
Property rates								
Property Rates General	3 806 980	2 504 774	3 086 023	3 870 120	-	3 870 120	100.0%	3 086 023
Gross: Property rates	**3 806 980**	**2 504 774**	**3 086 023**	**3 870 120**	**-**	**3 870 120**	**100.0%**	**3 086 023**
Less: Impairment of Property rates	(1 018 863)	(1 075 670)	(1 075 670)	(1 140 606)	-	(1 140 606)	100.0%	(1 075 670)
Net Property rates	**2 788 116**	**1 429 104**	**2 010 354**	**2 729 514**	**-**	**2 729 514**	**100.0%**	**2 010 354**
Other receivables from non-exchange transactions	3 682 799	10 959 882	10 959 882	4 253 768	-	4 253 768	100.0%	10 959 882
Less:Impairment for other receivables from non-exchange transactions	(3 060 841)	(5 626 696)	(5 626 696)	(3 345 202)	-	(3 345 202)	100.0%	(5 626 696)
Net other receivables from non-exchange transactions	**621 958**	**5 333 186**	**5 333 186**	**908 566**	**-**	**908 566**	**100.0%**	**5 333 186**
Total net Receivables from non-exchange transactions	**3 410 075**	**6 762 290**	**7 343 540**	**3 638 080**	**-**	**3 638 080**	**100.0%**	**7 343 540**
Current Portion of Non-current Receivables								
Housing Selling Schemes	4	-	-	4	-	4	100.0%	-
Sporting and Other Bodies	12	11	11	12	-	12	100.0%	11
Total Current Portion of Non-current Receivables	**16**	**11**	**11**	**16**	**-**	**16**	**100.0%**	**11**
Inventory								
Finished Goods	379 989	504 255	504 255	332 538	-	332 538	100.0%	504 255
Materials and Supplies	26 344	13 205	13 205	26 344	-	26 344	100.0%	13 205
Water	46 932	52 925	52 925	48 460	-	48 460	100.0%	52 925
Total Inventory	**453 264**	**570 385**	**570 385**	**407 342**	**-**	**407 342**	**100.0%**	**570 385**
VAT Receivable								
VAT Control (Receivable)	660 350	485 725	485 725	22 917	-	22 917	100.0%	485 725
Total VAT Receivable	**660 350**	**485 725**	**485 725**	**22 917**	**-**	**22 917**	**100.0%**	**485 725**
Other current assets								
Total Other current assets	**-**	**-**	**-**	**-**	**-**	**-**	**-**	**-**
Total Current Assets	**21 900 534**	**23 302 929**	**20 462 034**	**22 176 363**	**-**	**22 176 363**	**100.0%**	**20 462 034**
Non-current Assets								
Investments								
Deposit Taking Institutions	6 191 042	4 737 123	4 737 123	6 960 084	-	6 960 084	100.0%	4 737 123
Total Investments	**6 191 042**	**4 737 123**	**4 737 123**	**6 960 084**	**-**	**6 960 084**	**100.0%**	**4 737 123**
Investment Property								
Investment Property at Cost / Fair Value	642 483	642 683	642 683	642 483	-	642 483	100.0%	642 683
Less: Accumulated Depreciation	(71 492)	(73 329)	(73 329)	(71 492)	-	(71 492)	100.0%	(73 329)
Less: Accumulated Impairment	-	-	-	-	-	–	-	-
Total Investment Property	**570 991**	**569 353**	**569 353**	**570 991**	**-**	**570 991**	**100.0%**	**569 353**
Property, Plant and Equipment								
Property, Plant and Equipment at Cost / Revaluation	123 508 033	137 999 319	138 281 325	124 635 259	-	124 635 259	100.0%	138 281 325
Leases recognised as Property, Plant and Equipment	-	-	-	-	-	–	-	-
Less: Accumulated Depreciation	(45 070 643)	(48 830 843)	(48 830 843)	(45 760 798)	-	(45 760 798)	100.0%	(48 830 843)
Less: Accumulated Impairment	-	-	-	-	-	–	-	-
Total Property, Plant and Equipment	**78 437 390**	**89 168 477**	**89 450 482**	**78 874 461**	**-**	**78 874 461**	**100.0%**	**89 450 482**
Living resources								
Living resources at Cost / Revaluation	1 973	1 245	1 245	1 973	-	1 973	100.0%	1 245
Less: Accumulated Depreciation	(1 128)	(659)	(659)	(1 128)	-	(1 128)	100.0%	(659)
Less: Accumulated Impairment	-	-	-	-	-	–	-	-
Total Living resources	**845**	**586**	**586**	**845**	**-**	**845**	**100.0%**	**586**
Heritage Assets								
Heritage Assets at Cost / Revaluation	10 322	15 918	15 950	10 322	-	10 322	100.0%	15 950
Less: Accumulated Impairment	-	(10)	(10)	-	-	–	-	(10)
Total Heritage Assets	**10 322**	**15 908**	**15 940**	**10 322**	**-**	**10 322**	**100.0%**	**15 940**
Intangible Assets								
Heritage Assets at Cost / Revaluation	2 997 299	3 006 901	3 013 260	2 997 299	-	2 997 299	100.0%	3 013 260
Less: Accumulated Amortisation	(2 042 150)	(2 208 916)	(2 208 916)	(2 042 150)	-	(2 042 150)	100.0%	(2 208 916)
Less: Accumulated Impairment	-	-	-	-	-	–	-	-
Total Intangible Assets	**955 149**	**797 985**	**804 344**	**955 149**	**-**	**955 149**	**100.0%**	**804 344**
Non-current Receivables from Non-exchange Transactions								
Housing Selling Schemes	66	-	-	64	-	64	100.0%	-
Public Organisation	(0)	-	-	(0)	-	(0)	100.0%	-
Sporting and Other Bodies	12	1	1	12	-	12	100.0%	1
Total Non-current Receivables from Non-exchange Transactions	**78**	**1**	**1**	**76**	**-**	**76**	**100.0%**	**1**
Other non-current assets								
Investment in Associate	56 500	-	-	56 500	-	56 500	100.0%	-
Investment in Subsidiary	220 435	-	-	220 435	-	220 435	100.0%	-
Total Other non-current assets	**276 935**	**-**	**-**	**276 935**	**-**	**276 935**	**100.0%**	**-**
Total Non Current Assets	**86 442 752**	**95 289 432**	**95 577 829**	**87 648 864**	**-**	**87 648 864**	**100.0%**	**95 577 829**
TOTAL ASSETS	**108 343 286**	**118 592 361**	**116 039 863**	**109 825 227**	**-**	**109 825 227**	**100.0%**	**116 039 863**

Table continues on next page.

City of Cape Town: FMR - Annexure A (August 2026)

Description	2025/26	Budget Year 2026/27						
R thousands	Provisional Outcome	Original Budget	Adjusted Budget	YearTD actual	YearTD budget	YTD variance	YTD variance %	Full Year Forecast
Liabilities								
Current Liabilities								
Financial Liabilities								
Concessionary Loan	448 458	521 878	521 878	448 458	-	448 458	100.0%	521 878
Current portion of Non-current Borrowings	522 900	807 534	807 534	522 900	-	522 900	100.0%	807 534
Total Financial Liabilities	**971 358**	**1 329 412**	**1 329 412**	**971 358**	**-**	**971 358**	**100.0%**	**1 329 412**
Consumer Deposits								
Electricity	702 873	392 538	392 538	636 756	-	636 756	100.0%	392 538
Refuse	-	1 855	1 855	-	-	–	-	1 855
Rental Properties	19 990	210 742	210 742	21 335	-	21 335	100.0%	210 742
Sewer	-	5 682	5 682	-	-	–	-	5 682
Street Closure	-	10 141	10 141	-	-	–	-	10 141
Water	-	31 283	31 283	-	-	–	-	31 283
Total Consumer Deposits	**722 862**	**652 240**	**652 240**	**658 092**	**-**	**658 092**	**100.0%**	**652 240**
Trade and Other Payable Exchange Transactions								
Advance Payments	1 630 402	2 259 678	2 259 678	1 583 285	-	1 583 285	100.0%	2 259 678
Affiliates, Related Parties and Associated Companies	-	84 317	84 317	-	-	–	-	84 317
Control, Clearing and Interface Accounts	-	1 056 996	1 056 996	-	-	–	-	1 056 996
Intercompany/Parent-subsidiary Transactions	-	(18 056)	(18 056)	-	-	–	-	(18 056)
Leave Accrual	-	(49 914)	(49 914)	-	-	–	-	(49 914)
Payables and Accruals	8 372 909	6 192 557	6 777 255	2 711 870	-	2 711 870	100.0%	6 777 255
Retentions	-	899 607	899 607	-	-	–	-	899 607
Unallocated Deposits	-	28 324	28 324	-	-	–	-	28 324
Total Trade and Other Payable Exchange Transactions	**10 003 311**	**10 453 509**	**11 038 206**	**4 295 155**	**-**	**4 295 155**	**100.0%**	**11 038 206**
Trade and Other Payable Non-exchange Transactions								
Transfers and Subsidies Payable								
Capital	-	-	-	-	-	–	-	-
Operational	-	-	-	-	-	–	-	-
Total Transfers and Subsidies Payable	**-**	**-**	**-**	**-**	**-**	**-**	**-**	**-**
Transfers and Subsidies Unspent								
Capital	654 149	1 141 121	1 141 121	2 391 612	-	2 391 612	100.0%	1 141 121
Operational	-	-	-	-	-	–	-	-
Total Transfers and Subsidies Unspent	**654 149**	**1 141 121**	**1 141 121**	**2 391 612**	**-**	**2 391 612**	**100.0%**	**1 141 121**
Total Trade and Other Payable Non-exchange Transactions	**654 149**	**1 141 121**	**1 141 121**	**2 391 612**	**-**	**2 391 612**	**100.0%**	**1 141 121**
Provision								
Decommissioning, Restoration and Similar Liabilities	164 948	164 948	164 948	164 948	-	164 948	100.0%	164 948
Ex-gratia Pension	483 017	483 017	483 017	483 017	-	483 017	100.0%	483 017
Insurance Claims	13 575	14 433	14 433	13 575	-	13 575	100.0%	14 433
Leave	1 393 817	1 437 185	1 437 185	1 393 817	-	1 393 817	100.0%	1 437 185
Litigation	114 467	73 807	73 807	94 373	-	94 373	100.0%	73 807
Pension Fund Investment Return Shortfall	107 539	-	-	107 539	-	107 539	100.0%	-
Total Provision	**2 277 362**	**2 173 388**	**2 173 388**	**2 257 268**	**-**	**2 257 268**	**100.0%**	**2 173 388**
VAT Payable								
VAT Payable: Output Tax	421 230	474 915	474 915	487 876	-	487 876	100.0%	474 915
VAT Payable: VAT Control	-	-	-	-	-	–	-	-
Total VAT Payable	**421 230**	**474 915**	**474 915**	**487 876**	**-**	**487 876**	**100.0%**	**474 915**
Total Current Liabilities	**15 050 273**	**16 224 585**	**16 809 283**	**11 061 361**	**-**	**11 061 361**	**100.0%**	**16 809 283**
Non-current Liabilities								
Financial Liabilities								
Borrowings								
Annuity and Bullet Loans	5 271 800	9 625 534	9 625 534	5 271 800	-	5 271 800	100.0%	9 625 534
Concessionary Loan	3 387 535	3 746 474	3 746 474	3 396 644	-	3 396 644	100.0%	3 746 474
Local Registered Stock	50 000	-	-	144 032	-	144 032	100.0%	-
Total Borrowings	**8 709 335**	**13 372 008**	**13 372 008**	**8 812 476**	**-**	**8 812 476**	**100.0%**	**13 372 008**
Operating Lease Liability	-	-	-	-	-	–	-	-
Total Financial Liabilities	**8 709 335**	**13 372 008**	**13 372 008**	**8 812 476**	**-**	**8 812 476**	**100.0%**	**13 372 008**
Provisions								
Decommissioning, Restoration and Similar Liabilities	432 342	95 811	95 811	432 342	-	432 342	100.0%	95 811
Ex-gratia Pension	6 521 244	6 319 531	6 319 531	6 521 244	-	6 521 244	100.0%	6 319 531
Leave	816 853	762 528	762 528	816 853	-	816 853	100.0%	762 528
Total Provisions	**7 770 439**	**7 177 871**	**7 177 871**	**7 770 439**	**-**	**7 770 439**	100.0%	**7 177 871**
Total Other non-current liabilities	**-**	**-**	**-**	**-**	**-**	**-**	-	**-**
Total non current liabilities	**16 479 774**	**20 549 878**	**20 549 878**	**16 582 915**	**-**	**16 582 915**	**100.0%**	**20 549 878**
TOTAL LIABILITIES	**31 530 047**	**36 774 464**	**37 359 161**	**27 644 276**	**-**	**27 644 276**	**100.0%**	**37 359 161**
CHANGES IN NET ASSETS	**76 813 238**	**81 817 898**	**78 680 702**	**82 180 950**	**-**	**82 180 950**	**100.0%**	**78 680 702**
COMMUNITY WEALTH/EQUITY								
Accumulated Surplus/(Deficit)								
Opening Balance	67 472 353	70 834 971	70 834 971	72 613 411	-	72 613 411	100.0%	70 834 971
Transfers to/from operating revenue and expenditure	5 770 652	4 328 885	4 373 296	5 667 176	-	5 667 176	100.0%	4 373 296
Transfers to/from Reserves	-	(340 754)	(266 029)	-	-	–	-	(266 029)
Total Accumulated Surplus/(Deficit)	**73 243 005**	**74 823 102**	**74 942 238**	**78 280 587**	**-**	**78 280 587**	**100.0%**	**74 942 238**
Reserves and Funds								
Capital Replacement Reserve	5 961 807	6 255 846	6 181 121	6 053 998	-	6 053 998	100.0%	6 181 121
Housing Development Fund	251 690	294 333	294 333	257 109	-	257 109	100.0%	294 333
Self Insurance Reserve	408 484	444 617	444 617	641 004	-	641 004	100.0%	444 617
Total Reserves and Funds	**6 621 980**	**6 994 796**	**6 920 071**	**6 952 110**	**-**	**6 952 110**	**100.0%**	**6 920 071**
TOTAL COMMUNITY WEALTH/EQUITY	**79 864 985**	**81 817 898**	**81 862 309**	**85 232 697**	**-**	**85 232 697**	**100.0%**	**81 862 309**

Table SC4 Monthly Budget Statement Aged Creditors

Description	Budget Year 2026/27									Prior year totals (same period)
R thousands	0 - 30 Days	31 - 60 Days	61 - 90 Days	91 - 120 Days	121 - 150 Days	151 - 180 Days	181 Days - 1 Year	Over 1 Year	Total	
Creditors Age Analysis By Customer Type										
Bulk Electricity	–	–	–	–	–	–	–	–	**–**	–
Bulk Water	–	–	–	–	–	–	–	–	**–**	–
PAYE deductions	–	–	–	–	–	–	–	–	**–**	–
VAT (output less input)	–	–	–	–	–	–	–	–	**–**	–
Pensions / Retirement deductions	–	–	–	–	–	–	–	–	**–**	–
Loan repayments	–	–	–	–	–	–	–	–	**–**	–
Trade Creditors	143 683	595	–	–	–	–	0	25	**144 303**	35 711
Auditor General	–	–	–	–	–	–	–	–	**–**	–
Other	–	–	–	–	–	–	–	–	**–**	–
Medical Aid deductions	–	–	–	–	–	–	–	–	**–**	–
Total By Customer Type	**143 683**	**595**	**–**	**–**	**–**	**–**	**0**	**25**	**144 303**	**35 711**

Table SC5 Monthly Budget Statement Reconciliation of IDP, Strategic Objectives & Budget (Operational)

Strategic Objective	MTDP Service Outcome	IUDF	2025/26	Budget Year 2026/27						
R thousands			Provisional Outcome	Original Budget	Adjusted Budget	YearTD actual	YearTD budget	YTD variance	YTD variance %	Full Year Forecast
Economic Growth	Increased Jobs and Investment within the Cape Town economy	1	1 874 183	–	–	–	–	–	-	–
Basic Services	Improved access to quality and reliable basic services	2	1 084 563	–	–	–	–	–	-	–
	End load shedding in Cape Town over time	3	17 909 862	–	–	–	–	–	-	–
	Well-managed and modernised infrastructure to support economic growth	4	20 193 217	–	–	–	–	–	-	–
Safety	Effective law enforcement to make communities safer	5	5 692 878	–	–	–	–	–	-	–
	Strengththen Partnership for safer communities	6	33 650	–	–	–	–	–	-	–
Housing	Increased supply of affordable, well located homes	7	1 604 497	–	–	–	–	–	-	–
	Safer, better quality homes in informal settlements and backyards over time	8	359 786	–	–	–	–	–	-	–
Public Space, Environment and Amenities	Healthy and sustainable environment	9	2 349 075	–	–	–	–	–	-	–
	Clean and healthy waterways and beaches	10	451 618	–	–	–	–	–	-	–
	Quality and safe parks and recreation facilities	11	2 622 661	–	–	–	–	–	-	–
Transport	Sustain, Efficient, safe and affordable travel options for all	12	4 739 312	–	–	–	–	–	-	–
A Resilient City	A Resilient City	14	973 730	–	–	–	–	–	-	–
A More Spatially Integrated and Inclusive City	A More Spatially Integrated and Inclusive City	15	493 797	–	–	–	–	–	-	–
A Capable and Collaborative City Government	A Capable, Collaborative and Financially Sustainable City Government	16	10 197 701	–	–	–	–	–	-	–
Economic Growth	Enabling environment for investment and improved competitiveness	3	–	459 140	459 578	67 166	67 535	(369)	-0.5%	459 578
Economic Growth	Enabling environment for investment and improved competitiveness	3	–	356 585	356 147	39 529	41 352	(1 823)	-4.4%	356 147
Economic Growth	Increased employment and work opportunities	2	–	228 416	224 416	25 421	30 720	(5 300)	-17.3%	224 416
Economic Growth	Reduced poverty and improved livelihoods	1	–	673 819	670 340	65 550	98 702	(33 152)	-33.6%	670 340
Economic Growth	Reduced poverty and improved livelihoods	1	–	109 346	105 329	16 252	17 114	(862)	-5.0%	105 329
Economic Growth	Increased infrastructure investment, access, and efficiency	2	–	137 874	138 109	15 588	18 625	(3 038)	-16.3%	138 109

Table continues on next page.

Strategic Objective	MTDP Service Outcome	IUDF	2025/26	Budget Year 2026/27						
R thousands			Provisional Outcome	Original Budget	Adjusted Budget	YearTD actual	YearTD budget	YTD variance	YTD variance %	Full Year Forecast
Basic Services	Improved service delivery in the local government sphere	2	–	1 132 650	1 132 650	105 183	124 053	(18 870)	-15.2%	1 132 650
Basic Services	Improved energy security and a just energy transition	3	–	19 398 403	19 396 203	2 174 241	2 180 975	(6 734)	-0.3%	19 396 203
Basic Services	Improved service delivery in the local government sphere	4	–	287 281	280 709	29 705	33 169	(3 464)	-10.4%	280 709
Basic Services	Increased infrastructure investment, access, and efficiency	3	–	2 061 762	2 062 397	286 907	317 255	(30 347)	-9.6%	2 062 397
Basic Services	Increased infrastructure investment, access, and efficiency	3	–	13 271 309	13 279 862	1 398 222	1 407 985	(9 764)	-0.7%	13 279 862
Basic Services	Improved service delivery in the local government sphere	2	–	224 138	223 898	15 496	18 395	(2 900)	-15.8%	223 898
Basic Services	Improved service delivery in the local government sphere	3	–	1 763 347	1 763 347	221 992	232 589	(10 597)	-4.6%	1 763 347
Basic Services	Improved service delivery in the local government sphere	3	–	–	6 572	897	319	578	181.1%	6 572
Basic Services	Improved service delivery in the local government sphere	3	–	1 002 233	1 002 233	112 859	129 481	(16 623)	-12.8%	1 002 233
Basic Services	Increased infrastructure investment, access, and efficiency	3	–	2 437 503	2 439 704	335 562	366 079	(30 517)	-8.3%	2 439 704
Safety	Skills for the economy	4	–	31 568	29 827	4 337	4 632	(295)	-6.4%	29 827
Safety	Digital transformation across the state	4	–	227 144	225 120	28 765	30 634	(1 869)	-6.1%	225 120
Safety	Enhanced peace and security in Africa	4	–	5 314 830	5 327 010	776 343	785 738	(9 395)	-1.2%	5 327 010
Safety	An ethical, capable, and professional public service	3	–	35 215	35 365	4 671	4 657	14	0.3%	35 365
Housing	Reduced poverty and improved livelihoods	1	–	245 413	249 086	38 307	34 929	3 378	9.7%	249 086
Housing	Reduced poverty and improved livelihoods	2	–	34 552	32 052	5 008	6 486	(1 478)	-22.8%	32 052
Housing	Reduced poverty and improved livelihoods	2	–	446 678	443 365	60 525	76 200	(15 676)	-20.6%	443 365
Housing	Reduced poverty and improved livelihoods	2	–	791 279	794 950	107 649	119 579	(11 931)	-10.0%	794 950
Housing	An ethical, capable, and professional public service	4	–	122 618	120 613	14 718	16 296	(1 578)	-9.7%	120 613
Housing	Improved service delivery in the local government sphere	4	–	253 813	255 004	31 204	43 331	(12 127)	-28.0%	255 004
Public Space, Environment and Amenities	Improved service delivery in the local government sphere	1	–	430 679	423 025	51 079	56 136	(5 057)	-9.0%	423 025
Public Space, Environment and Amenities	Improved access to affordable and quality healthcare	2	–	1 900 950	1 900 950	235 693	252 574	(16 881)	-6.7%	1 900 950
Public Space, Environment and Amenities	Improved service delivery in the local government sphere	2	–	248 577	248 704	18 819	16 751	2 069	12.3%	248 704
Public Space, Environment and Amenities	Improved service delivery in the local government sphere	1	–	252 729	252 729	17 242	23 668	(6 426)	-27.2%	252 729
Public Space, Environment and Amenities	Improved service delivery in the local government sphere	1	–	91 809	92 084	27 644	27 754	(110)	-0.4%	92 084
Public Space, Environment and Amenities	Improved service delivery in the local government sphere	1	–	76 303	84 023	10 213	11 276	(1 063)	-9.4%	84 023
Public Space, Environment and Amenities	Improved service delivery in the local government sphere	2	–	613 723	613 745	83 691	93 291	(9 600)	-10.3%	613 745

Table continues on next page.

Strategic Objective	MTDP Service Outcome	IUDF	2025/26	Budget Year 2026/27						
R thousands			Provisional Outcome	Original Budget	Adjusted Budget	YearTD actual	YearTD budget	YTD variance	YTD variance %	Full Year Forecast
Public Space, Environment and Amenities	Improved service delivery in the local government sphere	4	–	2 219 024	2 218 533	237 141	271 099	(33 958)	-12.5%	2 218 533
Transport	Reduced poverty and improved livelihoods	1	–	28 943	28 943	2 971	5 603	(2 632)	-47.0%	28 943
Transport	Reduced poverty and improved livelihoods	1	–	155 776	155 766	20 269	23 835	(3 566)	-15.0%	155 766
Transport	Skills for the economy	3	–	4 630 318	4 630 329	496 176	524 283	(28 107)	-5.4%	4 630 329
A Resilient City	Improved energy security and a just energy transition	4	–	20 434	20 434	2 760	3 213	(453)	-14.1%	20 434
A Resilient City	Improved service delivery in the local government sphere	4	–	1 060 721	1 052 092	142 238	143 444	(1 206)	-0.8%	1 052 092
A Resilient City	An ethical, capable, and professional public service	4	–	27 565	27 269	4 027	4 198	(171)	-4.1%	27 269
A More Spatially Integrated and Inclusive City	Reduced poverty and improved livelihoods	4	–	200 071	203 550	27 465	29 701	(2 235)	-7.5%	203 550
A More Spatially Integrated and Inclusive City	Reduced poverty and improved livelihoods	4	–	312 760	312 762	59 222	59 298	(76)	-0.1%	312 762
A Capable and Collaborative City Government	Improved service delivery in the local government sphere	4	–	5 215 872	5 210 032	789 978	894 997	(105 019)	-11.7%	5 210 032
A Capable and Collaborative City Government	Digital transformation across the state	3	–	3 545 064	3 544 382	636 105	771 880	(135 774)	-17.6%	3 544 382
A Capable and Collaborative City Government	Digital transformation across the state	2	–	276 498	276 176	36 569	38 671	(2 102)	-5.4%	276 176
A Capable and Collaborative City Government	Improved service delivery in the local government sphere	4	–	84 314	85 479	13 289	13 491	(202)	-1.5%	85 479
A Capable and Collaborative City Government	Reduced poverty and improved livelihoods	4	–	530 912	534 235	59 229	57 975	1 254	2.2%	534 235
A Capable and Collaborative City Government	Social cohesion and nation-building	2	–	34 952	35 635	3 231	3 775	(544)	-14.4%	35 635
A Capable and Collaborative City Government	An ethical, capable, and professional public service	2	–	1 615 215	1 624 395	215 475	246 130	(30 655)	-12.5%	1 624 395
Allocations to other priorities										
Total Expenditure			**70 580 532**	**74 620 128**	**74 629 158**	**9 172 622**	**9 779 875**	**(607 253)**	**-6.2%**	**74 629 158**

Table SC6 Monthly Budget Statement Reconciliation of IDP, Strategic Objectives & Budget (Capital)

Strategic Objective	MTDP Service Outcome	IUDF	2025/26	Budget Year 2026/27						
R thousands			Provisional Outcome	Original Budget	Adjusted Budget	YearTD actual	YearTD budget	YTD variance	YTD variance %	Full Year Forecast
Economic growth	Increased jobs and investment in the Cape Town economy	1	203 584	–	–	–	–	–	-	–
	Improved access to quality and reliable basic services	2	112 475	–	–	–	–	–	-	–
	End load-shedding in Cape Town over time	3	200 441	–	–	–	–	–	-	–
	Well-managed and modernised infrastructure to support economic growth	4	5 344 466	–	–	–	–	–	-	–
Safety	Effective law enforcement to make communities safer	5	259 329	–	–	–	–	–	-	–
	Strengthen partnerships for safer communities	6	148 997	–	–	–	–	–	-	–
Housing	Increased supply of affordable, well-located homes	7	958 589	–	–	–	–	–	-	–
	Safer, better-quality homes in informal settlements and backyards over time	8	345 833	–	–	–	–	–	-	–
Public space, environment and amenities	Healthy and sustainable environment	9	145 556	–	–	–	–	–	-	–
	Clean and healthy waterways and beaches	10	407 983	–	–	–	–	–	-	–
	Quality and safe parks and recreation facilities supported by community partnerships	11	282 894	–	–	–	–	–	-	–
Transport	A Sustainable transport system that is integrated, efficient and provides safe and affordable travel options for all	12	1 997 430	–	–	–	–	–	-	–
	Safe and quality roads for pedestrians, cyclist and vehicles	13	519 909	–	–	–	–	–	-	–
A resilient city	A resilient city	14	104 362	–	–	–	–	–	-	–
A more spatially integrated and inclusive city	A more spatially integrated and inclusive city	15	16 071	–	–	–	–	–	-	–
A capable and collaborative city government	A capable and collaborative city government	16	1 187 518	–	–	–	–	–	-	–
Economic growth	Increased employment and work opportunities	02	–	3 526	3 769	19	223	(204)	-91.4%	3 769
Economic growth	Increased employment and work opportunities	03	–	46 429	55 488	641	2 628	(1 987)	-75.6%	55 488
Economic growth	Enabling environment for investment and improved competitiveness	02	–	–	354	–	–	–	-	354
Economic growth	Enabling environment for investment and improved competitiveness	03	–	31 911	35 049	(7)	100	(107)	-106.7%	35 049
Economic growth	Enabling environment for investment and improved competitiveness	04	–	9 970	13 625	1 465	3 535	(2 070)	-58.6%	13 625

Table continues on next page.

Strategic Objective	MTDP Service Outcome	IUDF	2025/26	Budget Year 2026/27						
R thousands			Provisional Outcome	Original Budget	Adjusted Budget	YearTD actual	YearTD budget	YTD variance	YTD variance %	Full Year Forecast
Economic growth	Reduced poverty and improved livelihoods	01	–	5 000	2 008	–	–	–	-	2 008
Economic growth	Reduced poverty and improved livelihoods	02	–	23 307	27 035	1 848	10 064	(8 215)	-81.6%	27 035
Economic growth	Reduced poverty and improved livelihoods	03	–	5 250	5 269	–	200	(200)	-100.0%	5 269
Economic growth	Reduced poverty and improved livelihoods	04	–	2 077	14 754	285	500	(215)	-43.0%	14 754
Basic services	Increased infrastructure investment, access, and efficiency	02	–	240 734	240 734	434	1 490	(1 056)	-70.9%	215 734
Basic services	Increased infrastructure investment, access, and efficiency	03	–	4 603 179	4 592 877	369 127	365 119	4 008	1.1%	4 425 697
Basic services	Increased infrastructure investment, access, and efficiency	04	–	277 933	279 057	9 244	17 328	(8 084)	-46.7%	210 857
Basic services	Improved energy security and a just energy transition	02	–	565	565	–	–	–	-	565
Basic services	Improved energy security and a just energy transition	03	–	112 333	141 870	277	34 996	(34 719)	-99.2%	141 870
Basic services	Improved service delivery in the local government sphere	01	–	66 744	68 638	747	4 950	(4 203)	-84.9%	68 638
Basic services	Improved service delivery in the local government sphere	02	–	21 250	21 250	–	–	–	-	21 250
Basic services	Improved service delivery in the local government sphere	03	–	1 117 750	1 119 925	124 611	143 698	(19 087)	-13.3%	1 104 925
Basic services	Improved service delivery in the local government sphere	04	–	548 681	555 656	20 928	53 794	(32 866)	-61.1%	557 611
Safety	Skills for the economy	02	–	11 424	11 532	882	–	882	100.0%	14 532
Safety	Skills for the economy	03	–	1 909	1 909	92	380	(288)	-75.9%	1 909
Safety	Skills for the economy	04	–	95 703	95 528	2 696	8 009	(5 313)	-66.3%	95 502
Safety	Social cohesion and nation-building	01	–	972	972	–	–	–	-	972
Safety	Social cohesion and nation-building	02	–	4 144	4 144	–	–	–	-	4 144
Safety	Digital transformation across the state	02	–	56 915	51 545	3 342	5 596	(2 253)	-40.3%	48 545
Safety	Digital transformation across the state	03	–	2 609	2 609	369	343	26	7.7%	2 609
Safety	Digital transformation across the state	04	–	4 720	11 022	1 561	929	632	68.0%	11 022
Safety	Increased safety for women and children in communities	02	–	10 000	10 000	461	820	(359)	-43.8%	10 000
Safety	Increased safety for women and children in communities	03	–	10 000	10 000	–	5 118	(5 118)	-100.0%	10 000
Safety	Increased safety for women and children in communities	04	–	605	322	–	–	–	-	322
Housing	Reduced poverty and improved livelihoods	01	–	534 006	534 006	84 133	64 642	19 491	30.2%	536 006

Table continues on next page.

Strategic Objective	MTDP Service Outcome	IUDF	2025/26	Budget Year 2026/27						
R thousands			Provisional Outcome	Original Budget	Adjusted Budget	YearTD actual	YearTD budget	YTD variance	YTD variance %	Full Year Forecast
Housing	Reduced poverty and improved livelihoods	04	–	11 600	11 600	–	–	–	-	11 600
Housing	Improved service delivery in the local government sphere	01	–	374 286	374 286	20 311	61 380	(41 069)	-66.9%	374 286
Public space, environment and amenities	Improved access to affordable and quality healthcare	02	–	53 128	53 926	6 954	7 144	(189)	-2.6%	53 926
Public space, environment and amenities	Social cohesion and nation-building	01	–	6 450	4 152	209	193	15	8.0%	4 152
Public space, environment and amenities	Social cohesion and nation-building	02	–	16 450	18 691	2 987	682	2 305	337.7%	18 691
Public space, environment and amenities	Improved service delivery in the local government sphere	01	–	157 108	157 708	27 926	27 654	272	1.0%	157 708
Public space, environment and amenities	Improved service delivery in the local government sphere	02	–	461 520	484 746	45 042	53 584	(8 542)	-15.9%	470 713
Public space, environment and amenities	Improved service delivery in the local government sphere	03	–	65 926	65 244	2 127	3 543	(1 416)	-40.0%	59 978
Public space, environment and amenities	Improved service delivery in the local government sphere	04	–	8 974	9 210	3 482	3 421	61	1.8%	9 210
Transport	Reduced poverty and improved livelihoods	02	–	2 478 428	2 542 936	162 937	193 114	(30 177)	-15.6%	2 528 475
Transport	Reduced poverty and improved livelihoods	03	–	213 112	241 556	1 660	8 538	(6 878)	-80.6%	169 840
Transport	Improved service delivery in the local government sphere	01	–	7 000	7 000	–	–	–	-	7 000
Transport	Improved service delivery in the local government sphere	02	–	111 252	124 363	3 105	9 366	(6 262)	-66.9%	124 995
Transport	Improved service delivery in the local government sphere	03	–	138 310	188 891	13 669	7 325	6 345	86.6%	188 188
Transport	Improved service delivery in the local government sphere	04	–	57 199	58 196	9 805	14 481	(4 675)	-32.3%	58 196
A resilient city	Improved service delivery in the local government sphere	04	–	11 776	11 951	1 054	427	627	146.8%	11 953
A more spatially integrated and inclusive city	Reduced poverty and improved livelihoods	02	–	10 622	11 476	–	256	(256)	-100.0%	11 476
A capable and collaborative city government	Reduced poverty and improved livelihoods	03	–	43 500	40 527	3 631	9 266	(5 636)	-60.8%	40 527
A capable and collaborative city government	Reduced poverty and improved livelihoods	04	–	119 804	138 601	17 018	22 178	(5 160)	-23.3%	134 946
A capable and collaborative city government	Social cohesion and nation-building	04	–	1 036	2 695	14	14	(0)	-2.4%	2 695
A capable and collaborative city government	Improved service delivery in the local government sphere	02	–	27 154	27 154	16 190	404	15 786	3909.8%	27 154
A capable and collaborative city government	Improved service delivery in the local government sphere	03	–	15 592	15 592	2	2	–	-	15 592
A capable and collaborative city government	Improved service delivery in the local government sphere	04	–	550 131	563 210	128 555	114 552	14 003	12.2%	461 661
A capable and collaborative city government	Digital transformation across the state	02	–	67 498	73 467	14 631	16 081	(1 450)	-9.0%	73 487
A capable and collaborative city government	Digital transformation across the state	03	–	10 199	11 953	6 591	–	6 591	100.0%	12 151
A capable and collaborative city government	Digital transformation across the state	04	–	218 840	224 290	16 172	21 438	(5 267)	-24.6%	223 930
Allocations to other priorities										
Total Capital Expenditure			**12 235 438**	**13 086 540**	**13 374 937**	**1 127 229**	**1 299 506**	**(172 277)**	**-13.3%**	**12 892 592**

Table SC7: Material variance explanations for revenue by source

Description	YTD Variance R thousands	Variance %	Reasons for material deviations	Remedial or corrective steps/remarks
Revenue				
Exchange Revenue				
Service charges - Electricity	132 478	2.8%	The variance is due to the budget projections being based on historical data, resulting in a misalignment between the monthly budget provisions and the actual revenue billed.	Period budget provisions to be reviewed.
Service charges - Water	(3 104)	-0.3%	Immaterial variance.	-
Service charges - Waste Water Management	2 105	0.4%	Immaterial variance.	-
Service charges - Waste management	(14 532)	-5.0%	Immaterial variance.	-
Sale of Goods and Rendering of Services	40 648	31.8%	The variance is mainly on the following items: 1. Admission/Entrance Fees, due to an increase in visitors at nature reserves. 2. Parking Fees, where the additional parking areas being covered have resulted in an increase in revenue recognised. 3. Bus fares - Transit Products, due to a higher-than-anticipated demand for the services. 4. Recoveries of Operational Expenditure, due to a misalignment between actual revenue and year-to-date budget projections, as well as unanticipated recoveries received from the Department of Home Affairs. The latter relates to the transportation and mobile toilet services arranged by Disaster Risk Management (DRM) in connection with the deportation of foreign nationals at the end of June 2026.	The recoveries of Operational Expenditure will be adjusted in the January 2027 adjustments budget.
Agency services	(7 414)	-14.3%	The variance is mainly due to Agency Income for August 2026 not being fully recognised, as reconciliation delays arising from different billing cycles. This resulted in revenue being processed a month in arrears.	The balance of August 2026 will be processed in the first week of September 2026.
Interest	–	-	-	-

Table continues on next page.

Description	YTD Variance R thousands	Variance %	Reasons for material deviations	Remedial or corrective steps/remarks
Revenue				
Interest earned from Receivables	162 669	291.9%	The variance is due to the incorrect billing of interest on indigent accounts, which are currently under review.	The Revenue Department is managing the review process and will process corrections in the next reporting period.
Interest from Current and Non Current Assets	138 809	98.8%	The variance is a combination of over-/under-recovery on: a) Interest Received: Short Term and Call fixed deposits (over), due to higher cash and investment balances, and more favourable interest rates offered in the market than anticipated. b) Interest Received - Allocation to Donors (under), largely due to the processing of accounting entries for the recognition of accumulated interest balances from prior periods that had not previously been transferred in favour of the City where grant funded projects have been completed.	No immediate corrective action required.
Dividends	–	-	-	-
Rental from Fixed Assets	(5 602)	-5.6%	Immaterial variance.	-
Licence and permits	82	86.3%	The variance is due to higher-than-expected income linked to applications for extended liquor licence trading hours, and spaza shop health compliance certificates.	No immediate corrective action required.
Special rating levies	6 379	7.3%	Immaterial variance.	-
Development Charges	134 431	468.6%	The variance is due to higher than planned revenue on property development, which is difficult to accurately predict for monthly cash flow purposes.	The budget will be reviewed and adjusted in the January 2027 adjustments budget.
Operational Revenue	5 024	17.7%	The variance is mainly on Collection Charges Recovered due to recoveries from debt actions being higher than anticipated.	No immediate corrective action required.

Table continues on next page.

Description	YTD Variance R thousands	Variance %	Reasons for material deviations	Remedial or corrective steps/remarks
Revenue				
Non-Exchange Revenue				
Property rates	181 210	7.3%	The variance is due to a combination of over-/under-recovery, on the following items: a) Property Rates (over), due to the processing of 8141 real time GV2025 supplementary valuations during the reporting period. b) Income Forgone: Rates: Old Age Pension and Indigent Rebate (under), due to fewer than planned applications approved to date. GV2025 was implemented on 1 July 2026. Pensioners and Income based indigent applicants are required to re-apply for this rebate with the implementation of a new general valuation. c) Income Forgone: Council Determined Rebate (over), due to more than initially anticipated property owners qualifying for the rebate.	Property Rates, Income Forgone: Rates: Old Age Pension; Income Forgone: Indigent Rebate and Income Forgone: Council Determined Rebate: Will be monitored by the department and reviewed during the Mid-year adjustment budget process.
Surcharges and Taxes	–	-	-	-
Fines, penalties and forfeits	138 585	44.2%	The variance is mainly on the following items: 1. Fines - Traffic Fine Accruals and Traffic Fines, due to: a) More fines issued than planned for the year-to-date; and b) Increased fine collections supported by intensified enforcement operations.	No immediate corrective action required.
Licence and permits	3 037	38.8%	The variance is mainly on Licences or Permits: Road and Transport due to a higher-than-anticipated number of wayleaves being issued to date.	No immediate corrective action required.
Transfers and subsidies - Operational	(15 629)	-0.7%	Immaterial variance.	-

Table continues on next page.

Description	YTD Variance R thousands	Variance %	Reasons for material deviations	Remedial or corrective steps/remarks
Revenue				
Interest	39 532	229.1%	The variance is due to higher-than-estimated interest received on arrear Property Rates to date.	No immediate corrective action required.
Operational Revenue	335	100.0%	The variance is mainly on area cleaning charges relating to the prior year's billing cycle, as well as adjustments to previous billings.	Investigations are on-going, this will be monitored and reviewed going forward.
Gains on disposal of Fixed and Intangible Assets	(966)	-100.0%	The variance is due to no assets being disposed of during the year-to-date.	This will be monitored and reviewed during the January 2027 adjustments budget if required.
Other Gains	(12 173)	-2.4%	The variance is mainly on Inventory consumed: Price Adj B/Water and Inventory consumed: Price Adj R/Water, due to lower-than-anticipated volumes being drawn in the Inventory System.	No immediate corrective action required.

Table SC7: Material variance explanations for revenue by vote

Description	YTD Variance R thousands	Variance %	Reasons for material deviations	Remedial or corrective steps/remarks
Revenue by Vote				
Vote 1 - Community Services & Health	22 849	13.6%	The variance is mainly on the following categories: 1. Transfers & Subsidies – Operational, mainly on Grants and Subsidies: Provincial (Conditional) and Grants and Subsidies: Provincial (Unconditional), due to period actual claims submitted to Western Cape Health Services being higher than anticipated. 2. Revenue Capital, mainly on Capital GGR – Provincial, due to good contractor performance resulting in the early delivery of capital purchases under the Library Information Services Metro Grant.	Grants and Subsidies: Provincial (Unconditional) and Grants and Subsidies: Provincial (Conditional), Budget to be aligned to actual revenue.
Vote 2 - Corporate Services	(740)	-5.8%	Immaterial variance.	-
Vote 3 - Economic Growth	(9 085)	-14.4%	The variance is mainly on Rental from Fixed Assets, resulting from lease terminations.	The finalisation of new lease agreements is currently in progress.
Vote 4 - Energy	222 072	4.6%	The variance is a combination of over-/under-recovery on the following categories: 1. Service Charges - Electricity (over), due to the budget projections being based on historical data, resulting in a misalignment between the monthly budget provisions and the actual revenue billed. 2. Development Charges (over), due to higher than planned revenue on property development, which is difficult to accurately predict for monthly cash flow purposes. 3. Transfers & subsidies - capital monetary: National GGR (under), due to the project being behind schedule, as well as outstanding invoices for work completed.	1. Period budget provisions to be reviewed. 3. Engagements with the contractor are ongoing regarding project implementation and the settlement of outstanding invoices.

Table continues on next page.

Description	YTD Variance R thousands	Variance %	Reasons for material deviations	Remedial or corrective steps/remarks
Revenue by Vote				
Vote 5 - Finance	359 197	7.8%	The variance is a combination of over-/under-recovery against the following categories: 1. Agency Income – Provincial (under), Agency Income for August 2026 not being fully recognised, as reconciliation delays arising from different billing cycles. This resulted in revenue being processed a month in arrears. 2. Interest Earned on Arrears - Other Services (over), due to the incorrect billing of interest on indigent accounts which are currently under review. 3. Interest earned from Current & Non-Current Assets (over), due to a combination of over-/under-recovery on: a) Interest Received: Short Term and Call fixed deposits (over), due to higher cash and investment balances, and more favourable interest rates offered in the market than anticipated. b) Interest Received - Allocation to Donors (under), largely due to the processing of accounting entries for the recognition of accumulated interest balances from prior periods that had not previously been transferred in favour of the City where grant funded projects have been completed. 4. Property Rates (over), due to a combination of over-/under-recovery, on the following sub items: a) Property Rates (over), due to the processing of 8 141 real time GV2025 supplementary valuations during the reporting period. b) Income Forgone: Rates: Old Age Pension and Indigent Rebate (under), due to fewer than planned applications approved to date. GV2025 was implemented on 1 July 2026. Pensioners and Income based indigent applicants are required to re-apply for this rebate with the implementation of a new general valuation. c) Income Forgone: Council Determined Rebate (over), due to more than initially anticipated property owners qualifying for the rebate. 5. Interest on Arrear Property Rates (over), due to the incorrect billing of interest on indigent accounts which are currently under review.	Interest Earned on Arrears - Other Services and Interest on Arrear Property Rates: The Revenue Department is managing the review process and will process corrections in the next reporting period. Property Rates, Income Forgone: Rates: Old Age Pension; Income Forgone: Indigent Rebate and Income Forgone: Council Determined Rebate: Will be monitored by the department and reviewed during the January 2027 adjustments budget.
Vote 6 - Future Planning & Resilience	4 313	50.2%	The variance is mainly on the following categories: 1. Administration Fees, due to the higher-than-anticipated recoveries of Wayleave administrative fees. 2. Grants and Subsidies: National (Conditional Grant), due to operating projects funded from the Urban Development Finance Grant (UDFG) commencing earlier than planned. The revenue is recognised on utilisation.	Administration Fees: Journals will be processed to reallocate the revenue to the applicable Directorates at the end of September 2026. Grants and Subsidies: National (Conditional Grant): Amendments to period budgets will be processed in alignment with the grant implementation plan.

Table continues on next page.

Description	YTD Variance R thousands	Variance %	Reasons for material deviations	Remedial or corrective steps/remarks
Revenue by Vote				
Vote 7 - Human Settlements	(90 691)	-24.0%	The variance is a combination of over-/under-recovery on the following categories: 1. Forfeited retentions and penalties (under), due to no forfeited retentions and penalties recognised during the period under review. It should be noted that this revenue item is difficult to forecast accurately on a monthly basis. 2. Grants and Subsidies Provincial (under), mainly on the following projects: a) ACSA Symphony Housing Top Structure & Macassar BNG Housing Project, the contractor is yet to be appointed. b) Gugulethu Infill Project and Delft the Hague phase 2, due to a misalignment between the project plan and the actual work performed. 3. Grants and Subsidies National (under), due to procurement delays relating to the appointment of the contractor for the Macassar BNG Housing Project. 4. Revenue Capital: GGR – National (under), mainly on the following projects: a) Informal Settlements upgrade: Mfuleni Ext 1 & Enkanini South Extensions, due to outstanding invoices and delays in the appointment of contractors. These challenges have subsequently been resolved. b) Blueberry Hill Housing project & Informal Settlements Upgrade: Village Height Retreat, due to outstanding invoices. c) Inform Upgrade: Aloe Ridge South, due to initial delays in the appointment of the contractor. d) Gugulethu Infill Project and The Hague Phase 2, due to a misalignment between the planned cash flow and the project plan.	1. Period budget provisions to be amended. 2. a) The delays regarding the appointment of the contractor are currently being addressed and expedited. 2 b), 3 and 4 d) Re-alignment of period budgets with the approved project plan. 4. Revenue Capital: GGR – National: Project managers to follow up on outstanding invoices & funding approval; and All contractor appointments have subsequently been resolved, and the period budget will be realigned accordingly.
Vote 8 - Office of the City Manager	729	3469.1%	The variance is mainly on Recoveries of Operational Expenditure, due to higher-than-anticipated recoveries from legal cases successfully concluded in favour of the City.	No immediate corrective action required.

Table continues on next page.

Description	YTD Variance R thousands	Variance %	Reasons for material deviations	Remedial or corrective steps/remarks
Revenue by Vote				
Vote 9 - Safety & Security	160 821	48.0%	The variance is a combination of over-/under-recovery on the following categories: 1. Fines - Traffic Fine Accruals and Traffic Fine Income (over), due to: a) Stricter controls and heightened visibility of traffic enforcement officers led to a higher number of traffic fines being issued for the year-to-date; and b) Increased fine collections supported by intensified enforcement operations. 2. Sales of Goods and Services (over), mainly on: a) Recoveries of Operational Expenditure, due to a misalignment between actual revenue and year-to-date budget projections, as well as unanticipated recoveries received from the Department of Home Affairs. The latter relates to the transportation and mobile toilet services arranged by DRM in connection with the deportation of foreign nationals at the end of June 2026. 3. Agency Services (under), due to timing differences in the processing, submission, and reconciliation of claims with the Provincial Department. 4. Interest from Receivables (over), due to interest accruing on outstanding fines issued to property owners of problem buildings. The over-recovery is attributable to the non-payment of these fines, resulting in the continued accrual of interest. 5. Licenses and Permits (over), mainly on Film Fees due to an increase in filming activities and film permits being issued. The value of individual permits also varies significantly depending on the type of production, duration of the shoot, locations utilised, parking requirements, and applicable tariffs.	The recoveries of Operational Expenditure will be adjusted in the January 2027 adjustments budget.
Vote 10 - Spatial Planning & Environment	13 439	11.0%	The variance is mainly on the following categories: 1. Sales of Goods and Rendering of Services, mainly on Admission/Entrance Fees, due to an increase in visitors at the nature reserves. 2. Fines, penalties and forfeits, mainly on Building Fines where Property owners build or make improvements to their property without City approval. The Municipal Planning Tribunal decides on the outcome of each individual case and therefore, it is very difficult to predict this revenue. 3. Special Rating Levies, due to an over recovery on CIDs which are dependent on property values. When valuations change as a result of objections, court rulings, supplementary valuations or new valuations, the revenue follows suit.	No immediate corrective action required.

Table continues on next page.

Description	YTD Variance R thousands	Variance %	Reasons for material deviations	Remedial or corrective steps/remarks
Revenue by Vote				
Vote 11 - Urban Mobility	26 736	8.2%	The variance is a combination of over-/under-recovery against the following categories: 1. Sale of Goods and Rendering of Services (over), mainly on Bus fares - Transit Products, due to higher-than-anticipated demand for the services. 2. Development Charges (over), due to higher than planned revenue on property development, which is difficult to accurately predict for monthly cash flow purposes. 3. Licences & permits (over), mainly on Road & Transport, where more wayleaves were issued than initially anticipated. 4. Transfers & Subsidies - Operational (over), mainly on Grants and Subsidies: National, due to higher-than-anticipated expenditure on PTI's as a result of the Contract Price Adjustment. 5. Transfers & Subsidies - Capital Monetary (under), mainly on Capital CGR National, due to outstanding invoices and project delays arising from the unforeseen discovery of asbestos pipes.	Project managers are actively following up to ensure timely processing of invoices and continuous monitoring of the programme milestones and contractor performance. 2. The budget will be reviewed in the January 2027 adjustments budget. 4. Cash flows to be amended.
Vote 12 - Urban Waste Management	(2 864)	-0.5%	Immaterial variance.	-
Vote 13 - Water & Sanitation	49 819	1.8%	The variance is a combination of over-/under-recovery against the following categories: 1. Sales of Goods and Rendering of Services (under), mainly on Treatment Effluent - Sales, due to the sales for treated effluent being lower than the forecast. 2. Interest earned from Receivables (over), mainly on Interest Earned on Arrears - Trading Services and Sanitation, due to the incorrect billing of interest on indigent accounts, which are currently under review. 3. Development Charges (over), due to higher-than-planned revenue from property development, which is difficult to forecast accurately. 4. Operational Revenue (over), mainly on Collection Charges Recovered due to recoveries from debt actions being higher than anticipated. 5. Transfers and subsidies - Operational (under), due to delays in registering current year's project initiation documents. 6. Other Gains (under), mainly on Inventory consumed: Price Adj B/Water and Inventory consumed: Gains Water, due to lower-than-anticipated volumes being drawn in the Inventory System. 7. Transfers & subsidies - capital monetary (under), due to invoices that are still being vetted for the AMI (Advanced Metering Infrastructure) Implementation Project. The related revenue will only be recognised once expenditure has been posted.	Interest Earned on Arrears - Trading Services and Sanitation: The Revenue Department is managing the review process and will process corrections in the next reporting period.

Table SC7: Material variance explanations for expenditure by vote

Description	YTD Variance R thousands	Variance %	Reasons for material deviations	Remedial or corrective steps/remarks
Expenditure by Vote Vote 1 - Community Services & Health	(58 542)	-8.5%	The variance is a combination of over-/under expenditure and reflects mainly against the following categories: 1. Employee related costs (under), mainly on Salaries and Wages, Pension Scheme Employer Contribution and Medical Aid Employer Contributions, due to the number of vacancies within the Directorate. 2. Inventory consumed (under), a combination of over-/under expenditure, mainly on: a) Pharmaceutical Supplies and G&D Vaccines (under), due to outstanding verification an processing of for the August 2026 accounts, resulting in a misalignment between the period budget provisions and actual expenditure incurred. b) G&D Pharmaceutical Supplies (over), due to higher-than-anticipated demand for pharmaceutical supplies during the period, resulting in actual expenditure exceeding the period budget provision. 3. Contracted Services (under), mainly on: a) G&D Lab Services – Medical and Security Services: Municipal Facilities (under), due to outstanding verification and processing of invoices for the August 2026 accounts, resulting in a misalignment between the period budget provisions and actual expenditure incurred. b) R&M Contracted Services Building and R&M Gardening Service (over), due to good contractor performance linked to the implementation of the maintenance plan. 4. Operational Costs (under), mainly on: a) R&M Labour to Operating, due to outstanding PM labour timesheets not captured for August 2026. b) G&D Labour to Grants & Donations, due to higher-than-anticipated National ARV & TB Grant salary expenditure being captured in August 2026, resulting in a misalignment between actual expenditure incurred and period budget provisions.	The Directorate has 488 vacancies in various stages of the Recruitment & Selection (R&S) process; 169 posts were filled while 37 terminations were processed since the beginning of the financial year. 1. Salaries and Wages, have weekly/bi-weekly R&S update meetings to track progress and ensure movement on the R&S processes as well as prioritise vacancies nine months and older; and 2.a) and 3.a) Process all outstanding invoices and submit seasonalisation virements before end of September 2026. 2.b) Complete investigation to determine if the expenditure should reflect under the G&D cost element and do repostings where needed and prepare seasonalisation virements to align budget to actuals. 3.b) Monitor actual recoveries and align budget accordingly. 4. Process outstanding labour sheets.

Table continues on next page.

Description	YTD Variance R thousands	Variance %	Reasons for material deviations	Remedial or corrective steps/remarks
Expenditure by Vote Vote 2 - Corporate Services	(134 237)	-15.1%	The variance is a combination of over-/under expenditure and reflects mainly against the following categories: 1. Employee related costs (under), due to the turnaround time in filling vacancies, the impact of the internal filling of vacancies, as well as a reduction in temporary staff requirements for the CAR (Core Application Refresh) programme. 2. Inventory consumed mainly on R&M Materials General and Consumables (over), due to expenditure relating to the maintenance of various IT equipment being allocated to an incorrect cost element; 3. Depreciation & Amortisation (under), due to assets being capitalised later than initially anticipated, resulting in depreciation expenditure being slightly lower than planned for the year-to-date. 4. Contracted Services (under), a combination of over-/under expenditure mainly on: a) R&M Maintenance of Equipment (under), due to several planned IS&T maintenance activities being scheduled for completion in the coming months, as well as lower-than-anticipated reactive maintenance requests received to date. b) Security Services: Municipalities Facilities (over), due to the increased deployment of security services at various municipal facilities to enhance safety, mitigate the risk of vandalism, and safeguard municipal assets and staff. 5. Operational cost (under), a combination of over-/under expenditure mainly on: a) Labour to operating (over), due to capacity constraints arising from the turnaround time in filling vacancies. In addition, a number of recoveries remain outstanding and have not yet been processed. b) R&M Labour to Operating (under), due to a decrease in reactive maintenance work required at a number of facilities. c) Software Licences -Upgrade/Protection (under), due to software licence costs being lower than initially anticipated. Expenditure is expected to increase as licence renewals become due and the procurement of additional licences is concluded. d) Specialised Information Technology (under), due to outstanding invoices from vendors for specialised IT projects, as well as consultants working fewer hours than initially anticipated. e) Motor Claims (over), due to motor claims initiated during the previous financial year being finalised and settled during the period under review. f) Training Programmes (under) & Training Co-op Students (over), due to delays in the CAR tender process, which have resulted in project timelines being shifted and the planned training being deferred to the 2027/28 financial year. In addition, a portion of the budget provision for students' wages was incorrectly allocated to this cost element instead of training Co-op Students cost element.	The Directorate has 188 vacancies at various stages of the R&S process; 142 positions were filled while 21 terminations were processed since the start of the financial year. 2. Journal is in process to reallocate cost to the correct cost element. 5. a) Line departments to expedite the capturing of outstanding cost recoveries against works orders. 4. a) - 4. b) and 5. c) - 5. e) Trends to be monitored by line departments and budget realignments to be processed where required. 5. f) The CAR Budget will be moved to the 2027/28 financial year as part of the January 2027 adjustments budget. A virement has been initiated to move the provision for students to Training Co-op Students.

Table continues on next page.

Description	YTD Variance R thousands	Variance %	Reasons for material deviations	Remedial or corrective steps/remarks
Expenditure by Vote				
Vote 3 - Economic Growth	(12 577)	-9.9%	The variance is mainly on the following categories: 1. Employee related costs, mainly on Basic Salaries and Wages and Pension, due to the turnaround time in filling vacancies and the impact of the internal filling of vacancies. 2. Contracted Services, mainly on Security Services: Municipal Facilities, due to misalignment between the period budget provisions and actual expenditure incurred.	The Directorate has 27 vacancies in various stages of the R&S process; 28 positions were filled while no terminations were processed since the beginning of the financial year. Cash flows will be revised.
Vote 4 - Energy	(59 676)	-2.2%	The variance is mainly on the following categories: 1. Employee related costs, mainly on Basic Salaries and Wages and Pension, due to the turnaround time in filling vacancies and the impact of the internal filling of vacancies. 2. Contracted Services, mainly on: a) R&M Electrical, due to no load-shedding which has in turn led to a reduction in theft and vandalism of electrical infrastructure and consequently a reduction in faults. b) Advisory Services - Research & Advisory, due to delays in the procurement of various services in respect of the Mayoral Priority Programme. c) Security Services: Municipal Facilities, due to no load-shedding which has in turn led to a reduction in theft and vandalism of electrical infrastructure and consequently a reduction in security requirements. 3. Operational Costs, mainly on Electricity, due to the late receipt of invoices for services rendered in August 2026. 4. Inventory Consumed, mainly on R&M Materials General & Consumables, due to no load-shedding which has in turn led to a reduction in theft and vandalism of electrical infrastructure and consequently a reduction in faults. 5. Bulk Purchases, due to the budget being prepared based on historical data resulting in a misalignment between monthly budget provisions and actual expenditure incurred.	The Directorate has 258 vacancies in various stages of the R&S process; 109 positions were filled while 16 were terminated since the beginning of the financial year. Budgets to be monitored and reviewed during the January 2027 adjustments budget.

Table continues on next page.

Description	YTD Variance R thousands	Variance %	Reasons for material deviations	Remedial or corrective steps/remarks
Expenditure by Vote				
Vote 5 - Finance	(100 221)	-12.3%	The variance is mainly on the following categories: 1. Employee related costs, mainly on: a) Basic Salaries and Wages and Pension, due to the turnaround time in filling vacancies and the impact of the internal filling of vacancies. b) Contribution to Provision: Continued Membership, due to fewer-than-anticipated early retirement applications being received from City employees who qualify for the post-retirement medical aid benefit. 2. Interest – External, attributable to the delayed drawdown of loans as informed by the City's financing strategy, which resulted in savings on external interest payable. 3. Transfers and subsidies, mainly on Grants/Sponsorships, due to less grant funding being transferred to the Cape Town Stadium than initially planned, as the Entity generated sufficient revenue to fund its operational expenditure. 4. Operational Cost, mainly on Premiums: Unicity Insurance Programme, due to the unpredictable nature of insurance claims, resulting in actual expenditure being lower than the year-to-date budget provision.	The Directorate has 80 vacancies in various stages of the R&S process; 268 positions were filled while 12 positions were terminated since the beginning of the financial year. Interest – External: To be reviewed and adjusted during the January 2027 adjustments budget. Budget realignments to be processed where required.
Vote 6 - Future Planning & Resilience	(2 618)	-2.8%	Immaterial variance.	-
Vote 7 - Human Settlements	(38 156)	-13.8%	The variance is a combination of over-/under expenditure against the following categories: 1. Employee related costs (under), due to the turnaround time in filling vacancies. 2. Depreciation, amortisation & Impairment (under), due to delays in the completion and capitalisation of capital projects. *Continued on next page.*	1. The Directorate has 106 vacancies in various stages of the R&S process; 100 positions were filled while 5 positions were terminated since the beginning of the financial year. 3. c) PMs to follow up on outstanding invoices for the month under review. *Continued on next page.*

Table continues on next page.

Description	YTD Variance R thousands	Variance %	Reasons for material deviations	Remedial or corrective steps/remarks
Expenditure by Vote				
Vote 7 - Human Settlements	*See previous page.*	*See previous page.*	3. Contracted Services (under), a combination of over-/under expenditure, mainly on: a) Security Services: Other (under), due to outstanding invoices. b) Professional Services - Engineering Civil (over), due to good PSP performance, resulting in works being completed earlier than initially planned. c) G&D Contracted Service Building (under), due to outstanding invoices relating to a number of projects.	3. a) Management has implemented additional controls and reinforced cost containment measures, including reducing security requirements where feasible. Budgetary controls remain in place; however, the current security requirements continue to indicate a projected overspending at year-end. An additional budget request has been formally submitted to Corporate Budgets and the lack of response regarding the Special Operating Account application has been escalated for further intervention.
Vote 8 - Office of the City Manager	(8 337)	-10.1%	Immaterial variance.	-
Vote 9 - Safety & Security	(11 790)	-1.2%	The variance is a combination of over-/under expenditure against the following categories: 1. Employee related costs (over), due to a misalignment between period budget provisions and actual expenditure incurred. 2. Inventory (under), mainly on Materials Consumables Tools & Equipment due to lower-than-anticipated expenditure during the period, as well as delays in the delivery of ammunition. 3. Operational costs (under) due to: a) R&M Labour to Operating, due to a shortage in capacity experienced within Facilities Management affecting their ability to render required services to departments in respect of service requests. b) Various items within Travel and Subsistence: Other, due to lower-than-anticipated official travel requirements for the year-to-date.	The Directorate has 913 vacancies in various stages of the R&S process; 312 positions were filled while 39 were terminated since the beginning of the financial year. Period budget provisions to be reviewed.
Vote 10 - Spatial Planning & Environment	(39 233)	-13.6%	The variance is a combination of over-/under expenditure against the following categories: 1. Employee related costs (under), due to vacancies at various stages of the R&S process that have not yet been filled. 2. Operational costs (under) mainly on MIDS/CIDS, due to less services charges paid to CIDS subsidiaries than anticipated.	The Directorate has 122 vacancies in various stages of the R&S process; 66 positions were filled while 8 were terminated since the beginning of the financial year.

Table continues on next page.

Description	YTD Variance R thousands	Variance %	Reasons for material deviations	Remedial or corrective steps/remarks
Expenditure by Vote				
Vote 11 - Urban Mobility	(33 518)	-6.1%	The variance is mainly on the following categories: 1. Employee related costs, mainly on Basic Salaries and Wages and Pension, due to the turnaround time in filling vacancies and the impact of the internal filling of vacancies. 2. Contracted Services, mainly on: a) R&M Building Contractors, where the delayed implementation and completion of projects from the previous financial year resulted in planned activities and project implementation for the first two months of the current year being deferred. b) Transportation Services: People, due to invoices being processed in arrears, resulting in a misalignment between the monthly budget provisions and actual expenditure incurred.	The Directorate has 174 vacancies in various stages of the R&S process; 86 posts were filled while 22 terminations were processed since the beginning of the financial year. 2. a) Planning is currently underway, with work packages having been awarded and accepted. Cash flows will be revised. b) Monthly budget provisions to be reviewed.
Vote 12 - Urban Waste Management	(39 108)	-7.2%	The variance is mainly against the following categories: 1. Employee related costs, due to the turnaround time to fill vacancies. 2. Depreciation, amortisation & impairment, as a result of the delay in the delivery of 10 vehicles at the end of August 2026. 3. Contracted Services, mainly on: a) R&M Maintenance of Equipment, the number of maintenance requests of fleet is currently lower than initially anticipated. b) Litter Picking and Street Cleaning, as a result of the Sandy Area tender not being awarded for the first two months of the financial year, which resulted in savings.	The Directorate has 314 vacancies in various stages of the R&S process; 553 positions were filled and 25 terminations processed since the start of the financial year. Period budget provision to be reviewed and adjusted. Virements to be processed where required.

Table continues on next page.

Description	YTD Variance R thousands	Variance %	Reasons for material deviations	Remedial or corrective steps/remarks
Expenditure by Vote				
Vote 13 - Water & Sanitation	(62 669)	-3.7%	The variance is a combination of over-/under expenditure against the following categories: 1. Employee related costs (under), combination of over-/under expenditure mainly on: a) Salaries, Wages and Pension Scheme Employer Contribution (under), due to the turnaround time to fill vacancies. b) G&D Wages: MJCP (under), due to delays in registering current year's project initiation documents. c) Non Structured Overtime (over), due to increased overtime to address overflows, spillages and emergency work. Overtime expenditure may decrease as seasonal work patterns normalise. 2. Inventory Consumed (over), combination of over-/under expenditure mainly on: a) Chemical (over), due to increased ferric chemical consumption at Faure, driven by higher production demand following the outage at Blackheath. b) Inventory consumed: Reticulation Water (over), as a result of the water consumption by reticulation customers being higher than the budgeted volumes in the inventory system. c) Inventory consumed: Reticulation Informal Settlement (under), as a result of the water consumption by reticulation customers in the informal settlement being lower than the budgeted volumes in the inventory system. 3. Depreciation, amortisation & impairment (over), where the capitalisation rate and reviewed useful life of assets resulted in the misalignment of budget with actual depreciation charges to date. 4. Contracted Services (over), a combination of over-/under expenditure mainly on: a) Professional Services -Engineering: Civil (over), due to a misalignment between the period budget provision, which will be corrected. b) R&M Contracted Services Building (over), due to higher contracted repair and maintenance services, primarily driven by emergency work. c) R&M Maintenance of Equipment (over), due to maintenance of equipment at some Wastewater Treatment plants being undertaken earlier than originally anticipated. d) Sewerage Services (under), due to delays in the submission of invoices by vendors for work completed at various Wastewater sites, resulting in expenditure not being processed within the reporting period. *Continued on next page.*	The Directorate has 695 vacancies at various stages of the R&S process; 156 posts were filled while 28 terminations processed since the beginning of the financial year. Period budget provision to be reviewed and adjusted. Virements to be processed where required. 4. d) & 5. b) Outstanding invoices are being monitored and followed up.

Table continues on next page.

Description	YTD Variance R thousands	Variance %	Reasons for material deviations	Remedial or corrective steps/remarks
Expenditure by Vote Vote 13 - Water & Sanitation	*See previous page.*	*See previous page.*	5. Operational Cost (over), combination of over-/under expenditure, mainly on: a) Electricity (over), due to fluctuations in electricity consumption at certain bulk water and wastewater plants. b) Water Resource Management Charge DWS (under), due to outstanding invoices for August 2026 from the National Department of Water and Sanitation. 6. Other Losses (under), a combination of over-/under expenditure, mainly on Inventory consumed: App: Meter Inac R/Water (over) and Inventory consumed: Real: Leakage R/Water (under), due to differences between the budgeted and actual volumes recorded in the inventory system.	*See previous page.*

Table SC7: Material variance explanations for expenditure by type

Description	YTD Variance R Thousands	Variance %	Reasons for material deviations	Remedial or corrective steps/remarks
Expenditure By Type				
Employee related costs	(238 731)	-7.1%	The variance is mainly due to: 1. The turnaround time in filling vacancies. 2. The internal filling of vacancies.	The City had 3409 vacancies as of 31 August 2026; 1803 positions were filled (534 internal, 289 external, 226 rehire, 754 18EPWP) with 218 terminations processed since the beginning of the financial year. The filling of vacancies is on-going, and seasonal staff are appointed as and when required.
Remuneration of councillors	(2 153)	-6.2%	Immaterial variance.	-
Bulk purchases - electricity	(6 434)	-0.3%	Immaterial variance.	-
Inventory consumed	2 637	0.3%	Immaterial variance.	-
Debt impairment	46 896	10.5%	The National Treasury's reporting requirements as part of the Municipal Regulations on a Standard Chart of Accounts requires that municipalities disclose debt impairment as well as irrecoverable debt written off in the statement of financial performance. While budgeted debt impairment represents a contribution to the provision for debt impairment, the budgeted appropriation is calculated by taking the difference of budgeted actual collections against budgeted accrued revenue. As per the accounting policy of the City, in most instances bad debt is only written off post the financial year in which the contribution to the provision is made against the balance sheet and not the operating statement of financial performance. The two items namely, debt impairment and irrecoverable debt written off must not be seen in isolation. When combined the variance equates to 0.05% (R292 880 over-expenditure) due to an increase in the contribution to bad debt provision.	No immediate corrective action required.

Table continues on next page.

Description	YTD Variance R Thousands	Variance %	Reasons for material deviations	Remedial or corrective steps/remarks
Expenditure By Type				
Depreciation, amortisation and impairment	(9 830)	-1.4%	Immaterial variance.	-
Interest, Dividends and Rent on Land	(40 652)	-20.2%	The variance is mainly attributable to the delayed drawdown of loans as informed by the City's financing strategy, which resulted in savings on external interest payable.	The budget will be reviewed and adjusted in the January 2027 adjustments budget.
Contracted services	(112 837)	-11.6%	The variance is a combination of over-/under-expenditure against the following categories: 1. Professional Services- Engineering: Civil (over), due to good performance by Professional Service Providers (PSP), resulting in work being completed ahead of schedule. 2. G&D Contracted Services Building (under), due to outstanding invoices on a number of projects. 3. R&M Electrical (under), due to no load-shedding which has in turn led to a reduction in theft and vandalism of electrical infrastructure and consequently a reduction in faults. 4. Maintenance of Equipment (under), due to several planned IS&T maintenance activities that are scheduled to be finalised in the coming months, as well as less than planned reactive maintenance requests received to date. 5. Security Services: Municipal Facilities (under), due to outstanding verification of invoices which resulted in the misalignment of the period budget provision and actual expenditure incurred. 6. Litter Picking and Street Cleaning (under), as a result of the Sandy Area tender not being awarded for the first two months of the financial year, which resulted in savings. 7. Sewerage Services (under), due to delays in the submission of invoices by vendors for work completed at various Wastewater sites, resulting in expenditure not being processed within the reporting period.	2. & 5 Project Managers to follow up and verify outstanding invoices for the month under review. Period budget provisions to be reviewed and amended where necessary.
Transfers and subsidies	(18 794)	-26.0%	The variance is mainly on Grants – Cape Town Stadium, due to transfers being lower than initially planned, as the Entity generated sufficient revenue to fund its operational expenditure.	No immediate corrective action required.

Table continues on next page.

Description	YTD Variance R Thousands	Variance %	Reasons for material deviations	Remedial or corrective steps/remarks
Expenditure By Type				
Irrecoverable debts written off	(46 603)	-34.9%	The National Treasury's reporting requirements as part of the Municipal Regulations on a Standard Chart of Accounts requires that municipalities disclose debt impairment as well as irrecoverable debt written off in the statement of financial performance. While budgeted debt impairment represents a contribution to the provision for debt impairment, the budgeted appropriation is calculated by taking the difference of budgeted actual collections against budgeted accrued revenue. As per the accounting policy of the City, in most instances bad debt is only written off post the financial year in which the contribution to the provision is made against the balance sheet and not the operating statement of financial performance. The two items namely, debt impairment and irrecoverable debt written off must not be seen in isolation. When combined the variance equates to 0.05% (R292 880 over-expenditure) due to an increase in the contribution to bad debt provision.	No immediate corrective action required.
Operational costs	(168 738)	-19.4%	The variance is mainly on: 1. MIDS/CIDS due to less services charges paid to CIDS subsidiaries than anticipated. 2. Commission Revenue Sharing, due to a misalignment between the period budget projections and actual expenditure incurred. 3. Software Licences – Upgrade/Protection, due to the cost of software licences being lower than initially planned. Expenditure is expected to increase as licence renewals become due and the procurement of additional licences is concluded. 4. Specialised Information Technology Services, as a result of outstanding invoices for specialised IT projects from vendor, as well as consultants working fewer hours than initially anticipated.	Trends to be monitored by line departments and budget realignments to be processed where required.
Disposal of Fixed and Intangible Assets	(125)	-99.7%	The variance is due to a misalignment between period budget provisions and actual expenditure.	No immediate corrective action required.
Other Losses	(5 340)	-13.1%	The variance is a combination of over-/under-expenditure against the following categories: 1. Inventory consumed: App: Meter Inac R/Water (over), due to the apparent meter inaccuracies losses for reticulation being higher than the budgeted volumes in the inventory system. b) Inventory consumed: Real: Leakage R/Water (under), due to the losses for reticulation being lower than the budgeted volumes in the inventory system.	No immediate corrective action required.

Table SC7: Material variance explanations for capital expenditure by vote

Description	YTD Variance R thousands	Variance %	Reasons for material deviations	Remedial or corrective steps/remarks
Capital Expenditure by Vote				
Vote 1 - Community Services & Health	(15 432)	-37.1%	The negative variance reflects on the following projects/programmes: 1. Computer Equipment: Replacement FY27, where the delivery is taking longer than anticipated due to supplier constraints; 2. Lwandle Community Library Upgrade, where the appointment of the Community Liaison Officer and EPWP personnel took longer than anticipated, but the delay has since been resolved; and 3. Cemetery and Swimming Pool Upgrades FY27, where some work packages were finalised later than anticipated, however some orders were placed and implementation is underway. Further orders are scheduled to be placed in September 2026.	Project managers (PMs), together with the support of finance manager/heads, will: a) Continue to closely monitor and ensure that projects are implemented within the prescribed timelines by ensuring all payment certificates are received timeously. b) Identify challenges and process ongoing virements where applicable to ensure maximum capital spend at financial year-end. c) Process all outstanding purchase orders once contracts are available. d) Process outstanding contract price adjustments.
Vote 2 - Corporate Services	16 671	14.9%	The positive variance reflects mainly on the LAN Switch Replacement Programme, where some equipment was delivered earlier than anticipated due to stock availability.	Further orders to be placed in September 2026.
Vote 3 - Economic Growth	(1 752)	-57.7%	The negative variance reflects mainly on the following programmes, where Professional Service Providers (PSPs) deliverables have been delayed due to consultancy-related constraints and statutory approvals being obtained later than anticipated: 1. Goodwood New Built Informal Trading Structures; 2. Upgrade: 4th Ave Market, Mitchells Plain; and 3. Parow New Built Informal Trading Structures.	Further orders to be placed in September 2026.
Vote 4 - Energy	(22 365)	-11.1%	The negative variance reflects mainly on the following projects/ programmes: 1. Ground Mounted Photo Voltaic, where equipment was delivered later than anticipated, and installation is still pending. 2. Small Scale Embedded Generation programme, where the approval of performance guarantees is taking longer than anticipated and delivery of equipment ordered is still awaited. 3. Substation Protection Replacement FY27, the ongoing political volatility in the Middle East has resulted in significantly extended lead times for the delivery of equipment.	Ongoing engagement with PMs to ensure all orders and invoices are placed and processed timeously.

Table continues on next page.

Description	YTD Variance R thousands	Variance %	Reasons for material deviations	Remedial or corrective steps/remarks
Capital Expenditure by Vote				
Vote 5 - Finance	6 116	262.4%	The current positive variance reflects mainly on the Computers: Replacement FY27 Project, where some equipment was delivered earlier than anticipated due to stock availability.	Further orders to be placed in September 2026.
Vote 6 - Future Planning & Resilience	30	0.7%	Immaterial variance.	-
Vote 7 - Human Settlements	(25 205)	-18.8%	The variance is mainly due to delays in the finalisation of Work Package Documents (WPDs), the appointment of PSPs, and the issuance of Instructions to Perform Works (IPWs). In addition, several invoices for work completed during August 2026 were received after the reporting cut-off date and will be processed in the subsequent reporting period.	PMs are following up on outstanding invoices and expediting the implementation of projects that commenced later than anticipated due to delays in finalising the WPDs and appointing PSPs.
Vote 8 - Office of the City Manager	924	237.8%	The positive variance reflects mainly on the Computer Equipment: Replacement FY27 Project, where delivery took place earlier than anticipated due to stock availability.	PMs will monitor progress and ensure projects remain on track.
Vote 9 - Safety & Security	(10 272)	-47.5%	The negative variance reflects mainly on the following projects: 1. Property Improvement Training College, where the commencement of the construction phase was delayed due to an interdict against the award of the contract; and 2. Specialised Vehicles: Additional FY27, where delivery is taking longer than anticipated due to the unavailability of stock.	PMs, together with the support of finance manager/heads, will: 1. Continue to closely monitor and ensure that projects are implemented within the prescribed timelines by ensuring all payment certificates are received timeously. 2. Further orders to be placed in September 2026. 3. Cash flows to be amended in the January 2027 adjustments budget.
Vote 10 - Spatial Planning & Environment	(4 333)	-9.1%	The negative variance reflects mainly on the Parow Station Pedestrian Arcade Upgrade Project, where the project is behind schedule due to the contractor's failure to meet contractual delivery obligations, resulting in the implementation of penalty provisions in accordance with the contract.	The PM is in constant engagement with contractor, who will be making more resources available to expedite the work and still complete project within in the 2026/27 financial year.

Table continues on next page.

Description	YTD Variance R thousands	Variance %	Reasons for material deviations	Remedial or corrective steps/remarks
Capital Expenditure by Vote				
Vote 11 - Urban Mobility	(41 582)	-17.8%	The negative variance reflects mainly on the following projects: 1. MyCiti Buses: Additional FY27, where the project is behind schedule due to the acceptance process following the July 2026 delivery. The invoice currently under review for payment in September 2026. 2. IRT Phase 2A – W2-Roadway-Turfhall Road, where expenditure is behind schedule due to programme delays arising from damage to an existing foul sewer pipe. 3. IRT Phase 2A – Electric Bus Charging Infrastructure, where the project is behind schedule due to payment reversals, lower-than-anticipated claims, and slower-than-planned progress on the Foreshore works. 4. IRT Formalising Bus Stops Project, where design and permit delays resulted in limited implementation progress. An extension of time is currently under evaluation.	a) PMs together with the support of the finance manager/heads will continue to closely monitor and ensure that projects are implemented within the prescribed timelines by ensuring all payment certificates are received timeously. b) Identify challenges and process ongoing virements where applicable to ensure maximum capital spend at financial year-end. c) Contractor engagements, stakeholder coordination, and site monitoring measures remain in place to improve production and mitigate risks such as safety incidents, service relocations, and community disruptions. d) Procurement dependencies and PSP appointments are being expedited to support programme recovery.
Vote 12 - Urban Waste Management	(15 026)	-18.6%	The current negative variance reflects mainly on the Vehicles: Replacement FY27 Programme, where deliveries are currently behind schedule.	The PM is following up with the vendor. Further orders to be placed in September 2026.
Vote 13 - Water & Sanitation	(60 053)	-14.4%	The variance is predominantly due to invoices for the AMI, Trappies Sewer Rehabilitation, Cape Flats Rehabilitation, Koeberg Pump Station and Scottsdene Treated Effluent projects, which were still undergoing verification at month-end.	The monthly progress will be closely monitored and virements processed to address potential slippages.

Table SC7: Material variance explanations for cash flow

Description R thousands	YTD Variance R Thousands	YTD variance %	Reasons for material deviations	Remedial or corrective steps/remarks
CASH FLOW FROM OPERATING ACTIVITIES				
Receipts				
Property rates	44 250	1.6%	Immaterial variance.	No corrective action required.
Service charges	(321 416)	-5.3%	Receipts from service charges were lower than anticipated. Moreover, some revenue remains unallocated as the system is unable to categorise all revenue received at the time of reporting.	No corrective action required.
Other revenue	324 467	22.9%	Higher than expected other revenue received. Moreover, some revenue remains unallocated as the system is unable to categorise all revenue received at the time of reporting.	No corrective action required.
Transfers and Subsidies - operating	–	-	Immaterial variance.	No corrective action required.
Transfers and Subsidies - capital	29 634	2.4%	Immaterial variance.	No corrective action required.
Interest	140 386	98.5%	Interest received is higher than expected due to higher cash and investment balances and better than anticipated interest rates offered in the market.	No corrective action required.
Dividends	–	-	-	-
Payments				
Suppliers and employees	(137 287)	1.2%	Immaterial variance.	No corrective action required.
Finance charges	2	0.0%	Immaterial variance.	No corrective action required.
Transfers and Grants	(50 282)	92.3%	Lower payments made than budgeted. Moreover, the system is unable to correctly allocate all monthly cash payments relating to transfers and grants at the time of reporting.	No corrective action required.
NET CASH FROM/(USED) OPERATING ACTIVITIES	**(404 888)**	**-16.4%**		
CASH FLOWS FROM INVESTING ACTIVITIES				
Receipts				
Proceeds on disposal of PPE	–	-	-	-
Decrease (Increase) in non-current debtors	–	-	-	-
Decrease (increase) other non-current receivables	–	-	-	-
Decrease (increase) in non-current investments	–	-	-	-
Payments				
Capital assets	(169 092)	7.3%	Lower capital payments than anticipated. Moreover, the system is unable to accurately differentiate between operating- and capital related spending at the time of reporting.	No corrective action required.
NET CASH FROM/(USED) INVESTING ACTIVITIES	**(169 092)**	**7.3%**		
CASH FLOWS FROM FINANCING ACTIVITIES				
Receipts				
Short term loans	–	-	-	-
Borrowing long term/refinancing	–	-	-	-
Increase (decrease) in consumer deposits	–	-	-	-
Payments			-	-
Repayment of borrowing	–	-	-	-
NET CASH FROM/(USED) FINANCING ACTIVITIES	**–**	**-**		

Table SC8 Monthly Budget Statement - performance indicators

Description of financial indicator	Basis of calculation	2025/26	Budget Year 2026/27			
		Provisional Outcome	Original Budget	Adjusted Budget	YearTD actual	Full Year Forecast
Borrowing Management						
Capital Charges to Operating Expenditure	Interest & principal paid/Operating Expenditure	-0.1%	3.4%	3.4%	2.3%	4.2%
Borrowed funding of 'own' capital expenditure	Borrowings/Capital expenditure excl. transfers and grants	54.5%	59.0%	57.4%	44.5%	58.3%
Safety of Capital						
Debt to Equity	Loans, Accounts Payable, Overdraft & Tax Provision/ Total Community Wealth	25.5%	32.1%	32.8%	19.3%	32.8%
Gearing	Long Term Borrowing/ Total Community Wealth	10.9%	16.3%	16.3%	10.3%	16.3%
Liquidity						
Current Ratio	Current assets/current liabilities	1.7	1.4	1.4	2.3	1.4
Liquidity Ratio	Monetary Assets/Current Liabilities	0.8	0.5	0.4	1.1	0.4
Revenue Management						
Outstanding Debtors to Revenue	Total Outstanding Debtors to Annual Revenue	12.2%	15.4%	16.1%	69.5%	16.1%
Creditors Management						
Creditors System Efficiency	% of Creditors Paid Within Terms (within MFMA s 65(e))	0.0%	0.0%	0.0%	100.0%	0.0%
Other Indicators						
Employee costs	Employee costs/Total Revenue - capital revenue	28.6%	29.8%	29.8%	21.6%	29.2%
Repairs & Maintenance	R&M/Total Revenue - capital revenue	9.0%	9.8%	9.8%	4.9%	9.8%
Interest & Depreciation	I&D/Total Revenue - capital revenue	6.8%	7.4%	7.4%	5.8%	8.1%

Capital programme performance

The capital programme performance tables provide details of capital expenditure by month; and summaries of capital expenditure by asset class and sub-class.

Table SC12 Monthly Budget Capital Expenditure Trend

Month	2025/26	Budget Year 2026/27						
R thousands	Provisional Outcome	Original Budget	Adjusted Budget	YearTD actual	YearTD budget	YTD variance	YTD variance %	% spend of Original Budget
Monthly expenditure performance trend								
July	264 166	427 109	353 180	284 417	353 180	68 763	19.5%	2.2%
August	652 344	917 207	946 326	1 127 229	1 299 506	172 277	13.3%	8.6%
September	886 276	1 206 053	1 125 757		2 425 262	–		
October	1 026 417	1 078 110	1 146 833		3 572 095	–		
November	986 850	1 365 596	1 496 814		5 068 910	–		
December	1 245 728	855 867	1 002 591		6 071 501	–		
January	383 910	846 567	716 896		6 788 397	–		
February	830 543	1 039 204	1 204 316		7 992 713	–		
March	1 190 291	1 297 983	1 390 763		9 383 476	–		
April	924 505	1 215 608	1 380 515		10 763 991	–		
May	1 233 359	1 495 809	1 409 412		12 173 403	–		
June	2 611 047	1 341 428	1 201 534		13 374 937	–		
Total Capital expenditure	**12 235 438**	**13 086 540**	**13 374 937**					

Table SC13a Monthly Budget Statement - capital expenditure on new assets by asset class

Description	2025/26	Budget Year 2026/27						
R thousands	Provisional Outcome	Original Budget	Adjusted Budget	YearTD actual	YearTD budget	YTD variance	YTD variance %	Full Year Forecast
Capital expenditure on new assets by Asset Class/Sub-class								
Infrastructure	**3 699 602**	**4 619 984**	**4 700 938**	**351 826**	**441 095**	**(89 270)**	**-20.2%**	**4 629 089**
Roads Infrastructure	1 940 290	2 107 742	2 176 898	171 471	205 758	(34 287)	-16.7%	2 204 028
Roads	*1 937 227*	*2 105 642*	*2 174 604*	*171 471*	*205 758*	*(34 287)*	*-16.7%*	*2 201 734*
Road Structures	*432*	*–*	*194*	*–*	*–*	*–*	*-*	*194*
Road Furniture	*2 631*	*2 100*	*2 100*	*–*	*–*	*–*	*-*	*2 100*
Storm water Infrastructure	201 691	193 647	194 870	16 865	27 652	(10 788)	-39.0%	193 467
Drainage Collection	*201 691*	*193 647*	*194 870*	*16 865*	*27 652*	*(10 788)*	*-39.0%*	*193 467*
Electrical Infrastructure	342 061	335 179	345 311	57 241	47 952	9 288	19.4%	345 311
HV Substations	*266 915*	*249 699*	*259 831*	*38 011*	*37 568*	*443*	*1.2%*	*259 831*
LV Networks	*75 146*	*85 480*	*85 480*	*19 229*	*10 384*	*8 846*	*85.2%*	*85 480*
Water Supply Infrastructure	765 729	1 406 019	1 404 595	65 480	108 113	(42 632)	-39.4%	1 332 895
Reservoirs	*229 261*	*406 922*	*407 029*	*21 859*	*21 873*	*(14)*	*-0.1%*	*407 029*
Pump Stations	*26 700*	*18 676*	*18 756*	*2 519*	*3 515*	*(996)*	*-28.3%*	*18 756*
Water Treatment Works	*150 590*	*177 759*	*178 405*	*11 745*	*10 715*	*1 029*	*9.6%*	*178 405*
Bulk Mains	*80 938*	*168 737*	*173 560*	*7 663*	*6 610*	*1 054*	*15.9%*	*101 560*
Distribution	*278 239*	*633 925*	*626 845*	*21 695*	*65 400*	*(43 705)*	*-66.8%*	*627 145*
Sanitation Infrastructure	433 490	540 208	540 417	40 118	50 912	(10 794)	-21.2%	514 541
Reticulation	*249 404*	*363 695*	*363 904*	*24 488*	*35 212*	*(10 724)*	*-30.5%*	*341 586*
Waste Water Treatment Works	*184 086*	*176 513*	*176 513*	*15 630*	*15 700*	*(70)*	*-0.4%*	*172 955*
Solid Waste Infrastructure	8 851	35 888	37 547	651	708	(57)	-8.0%	37 547
Landfill Sites	*8 851*	*35 888*	*37 547*	*651*	*708*	*(57)*	*-8.0%*	*37 547*
Information and Communication Infrastructure	7 491	1 300	1 300	–	–	–	-	1 300
Data Centres	*7 506*	*–*	*–*	*–*	*–*	*–*	*-*	*–*
Core Layers	*(15)*	*1 300*	*1 300*	*–*	*–*	*–*	*-*	*1 300*
Community Assets	**337 026**	**166 348**	**175 872**	**14 466**	**19 216**	**(4 750)**	**-24.7%**	**172 052**
Community Facilities	334 982	165 668	175 092	14 466	19 166	(4 700)	-24.5%	171 272
Halls	*2 437*	*7 319*	*7 555*	*24*	*–*	*24*	*100.0%*	*7 555*
Centres	*–*	*1 536*	*3 181*	*–*	*–*	*–*	*-*	*3 181*
Clinics/Care Centres	*1 155*	*1 600*	*1 839*	*–*	*–*	*–*	*-*	*1 839*
Fire/Ambulance Stations	*3 226*	*–*	*–*	*–*	*–*	*–*	*-*	*–*
Libraries	*14 244*	*15 256*	*15 256*	*2 508*	*2 076*	*432*	*20.8%*	*15 256*
Public Open Space	*186*	*100*	*125*	*–*	*–*	*–*	*-*	*125*
Nature Reserves	*(5 999)*	*–*	*–*	*–*	*–*	*–*	*-*	*–*
Public Ablution Facilities	*2 800*	*500*	*500*	*–*	*–*	*–*	*-*	*500*
Markets	*41 085*	*40 010*	*47 288*	*35*	*1 798*	*(1 763)*	*-98.0%*	*47 288*
Taxi Ranks/Bus Terminals	*275 848*	*99 348*	*99 348*	*11 899*	*15 292*	*(3 392)*	*-22.2%*	*95 528*
Sport and Recreation Facilities	2 044	680	780	–	50	(50)	-100.0%	780
Indoor Facilities	*–*	*180*		*–*	*–*	*–*	*-*	*180*
Outdoor Facilities	*2 044*	*500*	*600*	*–*	*50*	*(50)*	*-100.0%*	*600*
Other assets	**88 114**	**142 045**	**149 000**	**1 328**	**15 058**	**(13 730)**	**-91.2%**	**149 000**
Operational Buildings	88 114	142 045	149 000	1 328	15 058	(13 730)	-91.2%	149 000
Municipal Offices	*44 056*	*107 824*	*111 160*	*75*	*8 009*	*(7 934)*	*-99.1%*	*111 160*
Workshops	*41 399*	*32 020*	*35 545*	*1 253*	*7 049*	*(5 796)*	*-82.2%*	*35 545*
Laboratories	*2 659*	*200*	*295*	*–*	*–*	*–*	*-*	*295*
Training Centres	*–*	*2 000*	*2 000*	*–*	*–*	*–*	*-*	*2 000*
Intangible Assets	**70 695**	**172 114**	**175 472**	**1 651**	**5 990**	**(4 340)**	**-72.4%**	**175 800**
Licences and Rights	70 695	172 114	175 472	1 651	5 990	(4 340)	-72.4%	175 800
Water Rights	*–*	*150*	*150*	*–*	*–*	*–*	*-*	*150*
Computer Software and Applications	*70 695*	*171 964*	*175 322*	*1 651*	*5 990*	*(4 340)*	*-72.4%*	*175 650*
Computer Equipment	**235 067**	**68 711**	**79 653**	**23 225**	**17 371**	**5 854**	**33.7%**	**79 459**
Computer Equipment	235 067	68 711	79 653	23 225	17 371	5 854	33.7%	79 459
Furniture and Office Equipment	**28 961**	**15 263**	**17 071**	**1 720**	**1 787**	**(67)**	**-3.7%**	**16 962**
Furniture and Office Equipment	28 961	15 263	17 071	1 720	1 787	(67)	-3.7%	16 962
Machinery and Equipment	**179 611**	**51 279**	**48 247**	**6 723**	**7 579**	**(855)**	**-11.3%**	**53 217**
Machinery and Equipment	179 611	51 279	48 247	6 723	7 579	(855)	-11.3%	53 217
Transport Assets	**356 906**	**550 393**	**551 659**	**8 651**	**23 756**	**(15 105)**	**-63.6%**	**548 463**
Transport Assets	356 906	550 393	551 659	8 651	23 756	(15 105)	-63.6%	548 463
Land	**130 019**	**75 000**	**81 750**	**1 006**	**–**	**1 006**	**100.0%**	**81 750**
Land	130 019	75 000	81 750	1 006	–	1 006	*100.0%*	81 750
Total Capital Expenditure on new assets	**5 126 002**	**5 861 137**	**5 979 661**	**410 596**	**531 853**	**(121 256)**	**-22.8%**	**5 905 791**

Table SC13b Monthly Budget Statement - capital expenditure on renewal of existing assets by asset class

Description	2025/26	Budget Year 2026/27						
R thousands	Provisional Outcome	Original Budget	Adjusted Budget	YearTD actual	YearTD budget	YTD variance	YTD variance %	Full Year Forecast
Capital expenditure on renewal of existing assets by Asset Class/Sub-class								
Infrastructure	**2 370 314**	**2 188 068**	**2 254 585**	**142 890**	**167 195**	**24 304**	**14.5%**	**2 236 970**
Roads Infrastructure	199 201	102 194	142 535	9 920	1 987	7 933	-399.2%	144 350
Roads	*171 249*	*94 730*	*134 709*	*8 020*	*625*	*7 395*	*1183.2%*	*136 523*
Road Structures	*27 952*	*7 464*	*7 826*	*1 900*	*1 362*	*538*	*39.5%*	*7 826*
Storm water Infrastructure	6 499	48 315	49 537	461	418	44	10.5%	49 537
Drainage Collection	*6 499*	*48 315*	*49 537*	*461*	*418*	*44*	*10.5%*	*49 537*
Electrical Infrastructure	473 507	552 298	550 813	75 297	85 489	(10 192)	-11.9%	543 813
HV Substations	*60 285*	*131 598*	*132 413*	*3 099*	*9 351*	*(6 252)*	*-66.9%*	*132 413*
MV Substations	*23 057*	*47 000*	*46 100*	*4 684*	*6 782*	*(2 098)*	*-30.9%*	*39 100*
MV Networks	*245 994*	*222 200*	*222 200*	*46 960*	*41 654*	*5 306*	*12.7%*	*222 200*
LV Networks	*144 171*	*151 500*	*150 100*	*20 554*	*27 702*	*(7 148)*	*-25.8%*	*150 100*
Water Supply Infrastructure	436 266	520 109	521 972	21 894	23 713	(1 819)	-7.7%	496 972
Water Treatment Works	*133 281*	*156 550*	*156 550*	*5 587*	*6 622*	*(1 035)*	-15.6%	*156 550*
Bulk Mains	*(827)*	*–*	*–*	*–*	*–*	*–*	-	*–*
Distribution	*303 811*	*363 559*	*365 422*	*16 307*	*17 091*	*(784)*	*-4.6%*	*340 422*
Sanitation Infrastructure	1 171 735	940 116	964 667	32 767	53 446	(20 679)	-38.7%	977 237
Pump Station	*74 078*	*75 076*	*69 509*	*2 447*	*4 277*	*(1 830)*	*-42.8%*	*69 579*
Reticulation	*737 743*	*623 003*	*623 003*	*10 902*	*20 173*	*(9 270)*	*-46.0%*	*631 988*
Waste Water Treatment Works	*249 974*	*92 663*	*122 781*	*14 492*	*15 230*	*(738)*	*-4.8%*	*126 296*
Outfall Sewers	*109 941*	*149 374*	*149 374*	*4 926*	*13 766*	*(8 841)*	*-64.2%*	*149 374*
Solid Waste Infrastructure	1 185	300	323	5	28	(23)	-82.8%	323
Landfill Sites	*1 185*	*300*	*323*	*5*	*28*	*(23)*	*-82.8%*	*323*
Coastal Infrastructure	*966*	*–*	*–*	*–*	*–*	*–*	-	
Promenades	*966*	*–*	*–*	*–*	*–*	*–*	-	
Information and Communication Infrastructure	80 955	24 738	24 738	2 546	2 115	432	20.4%	24 738
Data Centres	*80 955*	*24 738*	*24 738*	*2 546*	*2 115*	*432*	*20.4%*	*24 738*
Community Assets	**130 653**	**71 832**	**71 549**	**(14)**	**2 900**	**(2 914)**	**-100.5%**	**57 640**
Community Facilities	76 916	60 751	59 166	–	2 700	(2 700)	-100.0%	45 256
Centres	*–*	*1 000*	*–*	*–*	*300*	*(300)*	*-100.0%*	*–*
Museums	*1 323*	*1 000*	*1 158*	*–*	*200*	*(200)*	*-100.0%*	1 158
Libraries	*4 730*	*26 299*	*26 451*	*–*	*1 612*	*(1 612)*	*-100.0%*	*26 451*
Public Open Space	*98*	*100*	*100*	*–*	*–*	*–*	-	*100*
Nature Reserves	*20 433*	*31 113*	*29 174*	*–*	*588*	*(588)*	*-100.0%*	*17 503*
Markets	*48 491*	*1 239*	*1 283*	*–*	*–*	*–*	-	*44*
Taxi Ranks/Bus Terminals	*1 842*	*–*	*–*	*–*	*–*	*–*	-	*–*
Sport and Recreation Facilities	53 737	11 081	12 384	(14)	200	(214)	-100.0%	12 384
Indoor Facilities	*2 751*	*5 250*	*5 269*	*–*	*200*	*(200)*	*-100.0%*	*5 269*
Outdoor Facilities	*50 987*	*5 831*	*7 115*	*(14)*	*–*	*(14)*	*100.0%*	*7 115*
Other assets	**20 480**	**10 498**	**11 544**	**–**	**498**	**(498)**	**-100.0%**	**2 270**
Operational Buildings	20 480	9 778	10 824	–	498	(498)	-100.0%	1 550
Municipal Offices	*15 327*	*8 778*	*9 824*	*–*	*498*	(498)	-100.0%	*550*
Laboratories	*5 153*	*1 000*	*1 000*	*–*	*–*	*–*	-	*1 000*
Housing	–	720	720	–	–	–	-	720
Social Housing	*–*	*720*	*720*	*–*	*–*	*–*	-	*720*

Table continues on next page.

Description	2025/26	Budget Year 2026/27						
R thousands	Provisional Outcome	Original Budget	Adjusted Budget	YearTD actual	YearTD budget	YTD variance	YTD variance %	Full Year Forecast
Capital expenditure on renewal of existing assets by Asset Class/Sub-class								
Intangible Assets	**13 757**	**13 550**	**14 463**	**713**	**2 436**	**(1 723)**	**-70.7%**	**13 963**
Licences and Rights	13 757	13 550	14 463	713	2 436	(1 723)	-70.7%	13 963
Computer Software and Applications	*13 757*	*13 550*	*14 463*	*713*	*2 436*	*(1 723)*	*-70.7%*	*13 963*
Computer Equipment	**266 259**	**175 573**	**179 140**	**72 166**	**45 055**	**27 111**	**60.2%**	**151 787**
Computer Equipment	266 259	175 573	179 140	72 166	45 055	27 111	60.2%	151 787
Furniture and Office Equipment	**51 731**	**77 047**	**79 463**	**751**	**3 377**	**(2 625)**	**-77.7%**	**22 871**
Furniture and Office Equipment	51 731	77 047	79 463	751	3 377	(2 625)	-77.7%	22 871
Machinery and Equipment	**77 465**	**94 354**	**84 462**	**22 351**	**24 329**	**(1 978)**	**-8.1%**	**64 702**
Machinery and Equipment	77 465	94 354	84 462	22 351	24 329	(1 978)	-8.1%	64 702
Transport Assets	**654 470**	**653 870**	**653 600**	**156 546**	**155 416**	**1 129**	**0.7%**	**653 600**
Transport Assets	654 470	653 870	653 600	156 546	155 416	1 129	0.7%	653 600
Total Capital Expenditure on renewal of existing assets	**3 585 129**	**3 284 793**	**3 348 807**	**395 403**	**401 206**	**(5 802)**	**-1.4%**	**3 203 802**

Table SC13e Monthly Budget Statement - capital expenditure on upgrading of existing assets by asset class

Description	2025/26	Budget Year 2026/27						
R thousands	Provisional Outcome	Original Budget	Adjusted Budget	YearTD actual	YearTD budget	YTD variance	YTD variance %	Full Year Forecast
Capital expenditure on upgrading of existing assets by Asset Class/Sub-class								
Infrastructure	**2 147 731**	**2 734 529**	**2 738 361**	**232 103**	**236 084**	**(3 981)**	**-1.7%**	**2 512 667**
Roads Infrastructure	106 198	247 718	259 415	2 755	12 538	(9 782)	-78.0%	187 698
Roads	*88 564*	*233 900*	*245 432*	*2 626*	*11 338*	*(8 712)*	*-76.8%*	*173 715*
Road Furniture	*17 633*	*13 818*	*13 983*	*129*	*1 200*	*(1 071)*	*-89.2%*	*13 983*
Storm water Infrastructure	185 784	110 121	114 900	27 138	27 377	(239)	-0.9%	113 085
Drainage Collection	*185 784*	*110 121*	*114 900*	*27 138*	*27 377*	*(239)*	*-0.9%*	*113 085*
Electrical Infrastructure	191 018	351 945	365 124	11 002	13 401	(2 399)	-17.9%	365 124
HV Substations	*191 018*	*351 945*	*365 124*	*11 002*	*13 401*	*(2 399)*	*-17.9%*	*365 124*
Water Supply Infrastructure	25 000	12 621	12 621	158	233	(75)	-32.1%	18 209
Reservoirs	*6 171*	*2 500*	*2 500*	*–*	*–*	*–*	*-*	*8 088*
Distribution	*18 829*	*10 121*	*10 121*	*158*	*233*	*(75)*	*-32.1%*	*10 121*
Sanitation Infrastructure	1 440 167	1 887 465	1 853 576	165 320	157 627	7 693	4.9%	1 695 826
Pump Station	*6 974*	*113 286*	*113 286*	*1 363*	*10 062*	*(8 699)*	*-86.5%*	*113 286*
Reticulation	*16 909*	*7 677*	*8 105*	*–*	*316*	*(316)*	*-100.0%*	*8 105*
Waste Water Treatment Works	*1 416 284*	*1 766 502*	*1 732 185*	*163 957*	*147 249*	*16 708*	*11.3%*	*1 574 435*
Solid Waste Infrastructure	12 613	1 366	1 868	317	109	208	191.6%	1 868
Landfill Sites	*12 613*	*1 366*	*1 868*	*317*	*109*	*208*	*191.6%*	*1 868*
Coastal Infrastructure	182 398	123 293	130 856	25 414	24 801	613	2.5%	130 856
Promenades	*182 398*	*123 293*	*130 856*	*25 414*	*24 801*	*613*	*2.5%*	*130 856*
Information and Communication Infrastructure	4 555	**–**	**–**	**–**	**–**	**–**	-	**–**
Data Centres	*485*	*–*	*–*	*–*	*–*	*–*	*-*	*–*
Core Layers	*4 070*	*–*	*–*	*–*	*–*	*–*	*-*	*–*
Community Assets	**412 195**	**528 579**	**572 126**	**17 211**	**47 480**	**(30 269)**	**-63.8%**	**534 140**
Community Facilities	343 159	422 208	460 177	16 677	40 644	(23 967)	-59.0%	422 717
Halls	*2 065*	*6 810*	*7 149*	*(32)*	*–*	*(32)*	*100.0%*	*7 149*
Centres	*11 953*	*6 673*	*7 382*	*(0)*	*20*	*(20)*	*-100.0%*	*7 382*
Clinics/Care Centres	*42 666*	*57 300*	*58 706*	*4 663*	*5 627*	*(964)*	*-17.1%*	*58 706*
Fire/Ambulance Stations	*9 184*	*26 400*	*26 678*	*–*	*2 023*	*(2 023)*	*-100.0%*	*26 674*
Libraries	*9 673*	*17 553*	*19 394*	*1 726*	*4 452*	*(2 727)*	*-61.2%*	*19 394*
Cemeteries/Crematoria	*54 485*	*73 117*	*75 106*	*14*	*5 100*	*(5 086)*	*-99.7%*	*75 106*
Public Open Space	*80 670*	*42 774*	*44 470*	*1 464*	*574*	*889*	*154.8%*	*43 254*
Nature Reserves	*9 521*	*4 933*	*5 248*	*–*	*63*	*(63)*	*-100.0%*	*5 248*
Public Ablution Facilities	*791*	*–*	*4 365*	*–*	*–*	*–*	*-*	*4 365*
Markets	*36 258*	*6 389*	*7 953*	*621*	*830*	*(209)*	*-25.2%*	*7 953*
Taxi Ranks/Bus Terminals	*85 893*	*180 260*	*203 725*	*8 221*	*21 954*	*(13 733)*	*-62.6%*	*167 485*
Sport and Recreation Facilities	69 036	106 370	111 949	534	6 837	(6 302)	-92.2%	111 424
Indoor Facilities	*8 590*	*4 297*	*4 345*	*–*	*360*	*(360)*	*-100.0%*	*4 345*
Outdoor Facilities	*60 446*	*102 073*	*107 604*	*534*	*6 477*	*(5 942)*	*-91.8%*	*107 079*
Heritage assets	**760**	**5 352**	**5 385**	**–**	**309**	**(309)**	**-100.0%**	**509**
Monuments	*760*	*5 352*	*5 385*	*–*	*309*	*(309)*	*-100.0%*	*509*
Other assets	**945 116**	**658 817**	**713 491**	**69 676**	**78 248**	**(8 573)**	**-11.0%**	**718 575**
Operational Buildings	499 442	503 387	558 061	28 353	62 874	(34 520)	-54.9%	563 145
Municipal Offices	*404 228*	*347 672*	*368 973*	*20 432*	*49 366*	*(28 934)*	*-58.6%*	*377 757*
Workshops	*92 544*	*153 010*	*186 383*	*7 922*	*13 507*	*(5 586)*	*-41.4%*	*182 683*
Training Centres	*2 669*	*2 705*	*2 705*	*–*	*–*	*–*	*-*	*2 705*
Housing	445 674	155 430	155 430	41 322	15 375	25 947	168.8%	155 430
Social Housing	*445 674*	*155 430*	*155 430*	*41 322*	*15 375*	*25 947*	*168.8%*	*155 430*
Intangible Assets	**9 489**	**9 334**	**13 051**	**2 239**	**4 326**	**(2 086)**	**-48.2%**	**13 051**
Licences and Rights	9 489	9 334	13 051	2 239	4 326	(2 086)	-48.2%	13 051
Computer Software and Applications	*9 489*	*9 334*	*13 051*	*2 239*	*4 326*	*(2 086)*	*-48.2%*	*13 051*
Computer Equipment	**–**	**–**	**–**	**–**	**–**	**–**	**-**	**–**
Computer Equipment	–	–	–	–	–	–	-	–
Machinery and Equipment	**8 628**	**3 500**	**3 556**	**–**	**–**	**–**	**-**	**3 556**
Machinery and Equipment	*8 628*	*3 500*	*3 556*	*–*	*–*	*–*	*-*	*3 556*
Transport Assets	**387**	**500**	**500**	**–**	**–**	**–**	**-**	**500**
Transport Assets	*387*	*500*	*500*	*–*	*–*	*–*	*-*	*500*
Total Capital Expenditure on upgrading of existing assets	**3 524 306**	**3 940 610**	**4 046 469**	**321 229**	**366 448**	**(45 218)**	**-12.3%**	**3 782 999**

Table SC13c Monthly Budget Statement - expenditure on repairs and maintenance by asset class

Description	2025/26	Budget Year 2026/27						
	Provisional Outcome	Original Budget	Adjusted Budget	YearTD actual	YearTD budget	YTD variance	YTD variance	Full Year Forecast
R thousands							%	
Repairs and maintenance expenditure by Asset Class/Sub-class								
Infrastructure	**3 093 597**	**3 857 319**	**3 845 177**	**331 593**	**354 628**	**23 035**	**6.5%**	**3 477 208**
Roads Infrastructure	950 449	958 817	953 658	56 030	71 173	15 143	21.3%	1 112 470
Roads	*950 449*	*899 698*	*894 539*	*56 030*	*71 173*	*15 143*	*21.3%*	*1 112 470*
Road Furniture	*–*	*59 119*	*59 119*	*–*	*–*	*–*	*-*	*–*
Storm water Infrastructure	–	271 608	271 608	–	–	–	-	–
Drainage Collection	*–*	*271 608*	*271 608*	*–*	*–*	*–*	*-*	*–*
Electrical Infrastructure	904 468	1 008 509	1 008 509	129 548	144 387	14 840	10.3%	1 008 406
Power Plants	*45 283*	*61 021*	*61 021*	*8 386*	*8 196*	*(190)*	*-2.3%*	*61 021*
HV Substations	*91 508*	*80 001*	*80 001*	*6 224*	*7 612*	*1 388*	*18.2%*	*79 898*
MV Substations	*554 470*	*641 994*	*641 994*	*83 299*	*97 707*	*14 408*	*14.7%*	*641 994*
LV Networks	*213 207*	*225 494*	*225 494*	*31 639*	*30 873*	*(766)*	*-2.5%*	*225 494*
Water Supply Infrastructure	532 928	714 820	708 290	68 041	70 696	2 655	3.8%	581 085
Boreholes	*5 149*	*–*	*–*	*13*	*743*	*730*	*98.2%*	*45 888*
Reservoirs	*86 632*	*98 794*	*98 794*	*14 688*	*11 979*	*(2 708)*	*-22.6%*	*83 152*
Pump Stations	*115 574*	*68 912*	*68 912*	*13 958*	*12 391*	*(1 567)*	*-12.7%*	*101 711*
Water Treatment Works	*114 864*	*61 611*	*61 611*	*11 181*	*15 444*	*4 263*	*27.6%*	*81 282*
Bulk Mains	*86 870*	*349*	*349*	*7 790*	*6 284*	*(1 506)*	*-24.0%*	*44 573*
Distribution	*123 841*	*485 155*	*478 625*	*20 410*	*23 855*	*3 444*	*14.4%*	*224 480*
Sanitation Infrastructure	699 946	866 033	865 581	77 705	68 010	(9 696)	-14.3%	769 462
Pump Station	*–*	*19 805*	*20 061*	*–*	*–*	*–*	*-*	*–*
Reticulation	*485 899*	*601 009*	*600 437*	*52 861*	*41 979*	*(10 882)*	*-25.9%*	*510 815*
Waste Water Treatment Works	*204 039*	*235 323*	*235 187*	*24 027*	*25 298*	*1 271*	*5.0%*	*248 301*
Outfall Sewers	*10 008*	*9 896*	*9 896*	*817*	*733*	*(85)*	*-11.5%*	*10 347*
Solid Waste Infrastructure	5 806	22 358	22 358	269	361	92	25.6%	5 784
Landfill Sites	*5 806*	*12 350*	*12 350*	*269*	*361*	*92*	*25.6%*	*5 784*
Waste Processing Facilities	*–*	*10 007*	*10 007*	*–*	*–*	*–*	*-*	*–*
Coastal Infrastructure	–	15 164	15 164	–	–	–	-	–
Promenades	*–*	*15 164*	*15 164*	*–*	*–*	*–*	*-*	*–*
Information and Communication Infrastructure	–	9	9	–	–	–	-	–
Data Centres	*–*	*9*	*9*	*–*	*–*	*–*	*-*	*–*
Community Assets	**913 562**	**838 065**	**838 309**	**78 868**	**109 927**	**31 059**	**28.3%**	**990 828**
Community Facilities	141 608	641 457	643 515	5 657	8 919	3 262	36.6%	121 064
Halls	*78 991*	*12 357*	*12 357*	*2 205*	*5 407*	*3 202*	*59.2%*	*56 358*
Centres	*336*	*7 016*	*8 831*	*–*	*80*	*80*	*100.0%*	*747*
Clinics/Care Centres	*8 418*	*11 665*	*11 665*	*527*	*558*	*31*	*5.6%*	*6 223*
Fire/Ambulance Stations	*1 481*	*17 690*	*17 690*	*328*	*662*	*334*	*50.5%*	*10 424*
Testing Stations	*–*	*15 326*	*15 326*	*–*	*–*	*–*	*-*	*–*
Libraries	*8 371*	*1 465*	*1 458*	*121*	*290*	*170*	*58.4%*	*3 963*
Cemeteries/Crematoria	*20 661*	*13 547*	*14 549*	*1 386*	*605*	*(781)*	*-129.1%*	*16 218*
Public Open Space	*–*	*523 978*	*522 978*	*–*	*–*	*–*	*-*	*–*
Nature Reserves	*4 960*	*5 203*	*5 452*	*423*	*548*	*125*	*22.7%*	*7 975*
Public Ablution Facilities	*15 931*	*24 116*	*24 116*	*651*	*769*	*118*	*15.4%*	*12 903*
Markets	*2 458*	*9 094*	*9 094*	*17*	*–*	*(17)*	*-100.0%*	*6 254*
Sport and Recreation Facilities	771 954	196 608	194 794	73 211	101 008	27 797	27.5%	869 763
Indoor Facilities	*461*	*151 581*	*149 587*	*–*	*1*	*1*	*100.0%*	*395*
Outdoor Facilities	*771 493*	*45 027*	*45 207*	*73 211*	*101 007*	*27 796*	*27.5%*	*869 369*
Heritage assets	**1 343**	**134**	**134**	**45**	**3**	**(41)**	**-1250.2%**	**66**
Works of Art	1 343	–	–	45	3	(41)	-1250.2%	66
Other Heritage	–	134	134	–	–	–	-	–

Table continues on next page.

Description	2025/26	Budget Year 2026/27						
R thousands	Provisional Outcome	Original Budget	Adjusted Budget	YearTD actual	YearTD budget	YTD variance	YTD variance %	Full Year Forecast
Repairs and maintenance expenditure by Asset Class/Sub-class								
Investment properties	**251**	**234**	**234**	**32**	**626**	**594**	**94.9%**	**3 868**
Revenue Generating	229	172	172	23	613	590	96.2%	3 801
Improved Property	*229*	*172*	*172*	*23*	*613*	*590*	*96.2%*	*3 801*
Non-revenue Generating	22	62	62	8	13	4	33.5%	67
Unimproved Property	*22*	*62*	*62*	*8*	*13*	*4*	*33.5%*	*67*
Other assets	**222 278**	**602 469**	**607 648**	**11 845**	**16 028**	**4 182**	**26.1%**	**252 637**
Operational Buildings	222 278	565 567	570 746	11 845	16 028	4 182	26.1%	252 637
Municipal Offices	*215 903*	*544 389*	*529 568*	*11 462*	*15 323*	*3 861*	*25.2%*	*238 943*
Workshops	*–*	*8 859*	*28 859*	*–*	*–*	*–*	*-*	*–*
Laboratories	*5 623*	*12 069*	*12 069*	*321*	*524*	*204*	*38.8%*	*12 075*
Training Centres	*733*	*250*	*250*	*63*	*133*	*70*	*52.8%*	1 093
Depots	*19*	*–*	*–*	*–*	*47*	*47*	*100.0%*	525
Housing	–	36 902	36 902	–	–	–	-	–
Social Housing	*–*	*36 902*	36 902	*–*	*–*	*–*	*-*	*–*
Computer Equipment	**361 627**	**482 880**	**487 564**	**36 870**	**54 084**	**17 214**	**31.8%**	**424 291**
Computer Equipment	361 627	482 880	487 564	36 870	54 084	17 214	31.8%	424 291
Furniture and Office Equipment	**1 507 298**	**472 366**	**477 305**	**181 729**	**187 143**	**5 415**	**2.9%**	**1 557 142**
Furniture and Office Equipment	1 507 298	472 366	477 305	181 729	187 143	5 415	2.9%	1 557 142
Machinery and Equipment	**–**	**487 801**	**488 086**	**–**	**–**	**–**	**-**	**–**
Machinery and Equipment	–	487 801	488 086	–	–	–	-	–
Transport Assets	**555 153**	**561 000**	**563 565**	**73 237**	**77 959**	**4 722**	**6.1%**	**601 983**
Transport Assets	555 153	561 000	563 565	73 237	77 959	4 722	6.1%	601 983
Total Repairs and Maintenance Expenditure	**6 655 111**	**7 302 269**	**7 308 023**	**714 219**	**800 398**	**86 180**	**10.8%**	**7 308 023**

Table SC13d Monthly Budget Statement - depreciation by asset class

Description	2025/26	Budget Year 2026/27						
R thousands	Provisional Outcome	Original Budget	Adjusted Budget	YearTD actual	YearTD budget	YTD variance	YTD variance %	Full Year Forecast
Depreciation by Asset Class/Sub-class								
Infrastructure	**1 844 556**	**1 921 439**	**1 921 439**	**325 141**	**320 240**	**(4 902)**	**-1.53%**	**1 921 439**
Roads Infrastructure	537 364	553 252	553 252	92 296	92 209	(87)	-0.09%	553 252
Roads	*501 302*	*519 552*	*519 552*	*86 351*	*86 592*	*241*	*0.28%*	*519 552*
Road Structures	*14 175*	*14 939*	*14 939*	*2 359*	*2 490*	*131*	*5.25%*	*14 939*
Road Furniture	*21 887*	*18 760*	*18 760*	*3 586*	*3 127*	*(459)*	*-14.68%*	*18 760*
Storm water Infrastructure	82 811	88 328	88 328	14 175	14 721	547	3.71%	88 328
Drainage Collection	*82 811*	*88 328*	*88 328*	*14 175*	*14 721*	*547*	*3.71%*	*88 328*
Electrical Infrastructure	405 637	422 830	422 830	69 990	70 472	481	0.68%	422 830
Power Plants	*8 152*	*7 827*	*7 827*	*1 367*	*1 304*	*(63)*	*-4.83%*	*7 827*
HV Substations	*29 294*	*39 562*	*39 562*	*5 233*	*6 594*	*1 361*	*20.64%*	*39 562*
MV Substations	*86 686*	*86 388*	*86 388*	*14 790*	*14 398*	*(392)*	*-2.72%*	*86 388*
MV Networks	*146 948*	*151 011*	*151 011*	*24 876*	*25 168*	*292*	*1.16%*	*151 011*
LV Networks	*134 557*	*138 043*	*138 043*	*23 723*	*23 007*	*(716)*	*-3.11%*	*138 043*
Water Supply Infrastructure	266 414	283 314	283 314	46 853	47 219	366	0.77%	283 314
Reservoirs	*35 297*	*35 134*	*35 134*	*6 631*	*5 856*	*(775)*	*-13.24%*	*35 134*
Pump Stations	*10 592*	*9 778*	*9 778*	*1 630*	*1 630*	*–*	*-*	*9 778*
Water Treatment Works	*21 121*	*24 838*	*24 838*	*3 709*	*4 140*	*430*	*10.39%*	*24 838*
Bulk Mains	*6 671*	*8 932*	*8 932*	*1 846*	*1 489*	*(357)*	*-24.0%*	*8 932*
Distribution	*192 733*	*204 633*	*204 633*	*33 038*	*34 105*	*1 068*	*3.13%*	*204 633*
Sanitation Infrastructure	317 304	342 949	342 949	60 722	57 158	(3 563)	-6.23%	342 949
Pump Station	*14 580*	*22 467*	*22 467*	*2 402*	*3 744*	*1 343*	*35.86%*	*22 467*
Reticulation	*129 653*	*147 220*	*147 220*	*24 652*	*24 537*	*(116)*	*-0.47%*	*147 220*
Waste Water Treatment Works	*168 162*	*168 354*	*168 354*	*30 198*	*28 059*	*(2 139)*	*-7.62%*	*168 354*
Outfall Sewers	*4 908*	*4 908*	*4 908*	*2 151*	*818*	*(1 333)*	*-162.99%*	*4 908*
Toilet Facilities	*–*	*–*		*1 318*	*–*	*(1 318)*	*100.00%*	*–*
Solid Waste Infrastructure	79 115	79 545	79 545	14 000	13 258	(742)	-5.60%	79 545
Landfill Sites	*67 695*	*68 131*	*68 131*	*12 084*	*11 355*	*(729)*	*-6.42%*	*68 131*
Waste Processing Facilities	*11 420*	*11 414*	*11 414*	*1 916*	*1 902*	*(14)*	*-0.7%*	*11 414*
Coastal Infrastructure	9 573	10 046	10 046	1 615	1 674	60	3.57%	10 046
Promenades	*9 573*	*10 046*	*10 046*	*1 615*	*1 674*	*60*	*3.57%*	*10 046*
Information and Communication Infrastructure	146 338	141 175	141 175	25 491	23 529	(1 962)	-8.34%	141 175
Data Centres	*61 968*	*64 400*	*64 400*	*11 758*	*10 733*	*(1 025)*	*-9.55%*	*64 400*
Core Layers	*81 324*	*76 567*	*76 567*	*13 698*	*12 761*	*(937)*	*-7.34%*	*76 567*
Distribution Layers	*3 045*	*208*	*208*	*35*	*35*	*–*	*-*	*208*
Community Assets	**344 573**	**364 670**	**364 670**	**55 133**	**60 778**	**5 645**	**9.29%**	**364 670**
Community Facilities	147 377	165 258	165 258	22 150	27 543	5 393	19.58%	165 258
Halls	*4 905*	*5 102*	*5 102*	*819*	*850*	*31*	*3.65%*	*5 102*
Centres	*6 265*	*5 054*	*5 054*	*783*	*842*	*59*	*7.00%*	*5 054*
Clinics/Care Centres	*7 943*	*9 377*	*9 377*	*1 327*	*1 563*	*235*	*15.06%*	*9 377*
Fire/Ambulance Stations	*3 820*	*3 872*	*3 872*	*697*	*645*	*(52)*	*-8.07%*	*3 872*
Testing Stations	*1 594*	*1 597*	*1 597*	*266*	*266*	*–*	*-*	*1 597*
Museums	*343*	*355*	*355*	*57*	*59*	*2*	*3.02%*	*355*
Theatres	*112*	*112*	*112*	*19*	*19*	*–*	*-*	*112*
Libraries	*20 671*	*22 736*	*22 736*	*1 198*	*3 789*	*2 591*	*68.37%*	*22 736*
Cemeteries/Crematoria	*5 746*	*7 958*	*7 958*	*958*	*1 326*	*368*	*27.77%*	*7 958*
Public Open Space	*15 826*	*18 236*	*18 236*	*2 584*	*3 039*	*456*	*15.00%*	*18 236*
Nature Reserves	*652*	*2 800*	*2 800*	*114*	*467*	*353*	*75.61%*	*2 800*
Public Ablution Facilities	*3 516*	*3 792*	*3 792*	*582*	*632*	*50*	*7.89%*	*3 792*
Markets	*4 685*	*8 188*	*8 188*	*830*	*1 365*	*535*	*39.19%*	*8 188*
Taxi Ranks/Bus Terminals	*71 298*	*76 080*	*76 080*	*11 914*	*12 680*	*766*	*6.04%*	*76 080*
Sport and Recreation Facilities	197 196	199 412	199 412	32 984	33 235	252	0.76%	199 412
Indoor Facilities	*13 954*	*14 578*	*14 578*	*2 372*	*2 430*	*58*	*2.39%*	*14 578*
Outdoor Facilities	*183 242*	*184 834*	*184 834*	*30 612*	*30 806*	*194*	*0.63%*	*184 834*

Table continues on next page.

Description	2025/26	Budget Year 2026/27						
R thousands	Provisional Outcome	Original Budget	Adjusted Budget	YearTD actual	YearTD budget	YTD variance	YTD variance %	Full Year Forecast
Depreciation by Asset Class/Sub-class								
Investment properties	**1 711**	**26 079**	**26 079**	**285**	**4 346**	**4 061**	**93.44%**	**26 079**
Revenue Generating	1 711	1 837	1 837	285	306	21	6.86%	1 837
Improved Property	*1 711*	*1 837*	*1 837*	*285*	*306*	*21*	*6.86%*	*1 837*
Non-revenue Generating	–	24 241	24 241	–	4 040	4 040	100.00%	24 241
Unimproved Property	–	*24 241*	*24 241*	–	*4 040*	*4 040*	*100.00%*	*24 241*
Other assets	**463 594**	**459 182**	**459 182**	**81 160**	**76 530**	**(4 630)**	**-6.05%**	**459 182**
Operational Buildings	343 442	323 375	323 375	58 720	53 896	(4 824)	-8.95%	323 375
Municipal Offices	*298 960*	*277 222*	*277 222*	*50 862*	*46 204*	*(4 659)*	*-10.08%*	*277 222*
Workshops	*42 904*	*44 665*	*44 665*	*7 558*	*7 444*	*(114)*	*-1.53%*	*44 665*
Laboratories	*754*	*905*	*905*	*135*	*151*	*16*	*10.6%*	*905*
Training Centres	*777*	*536*	*536*	*157*	*89*	*(68)*	*-75.69%*	*536*
Depots	*47*	*47*	*47*	*8*	*8*	–	-	*47*
Housing	120 152	135 807	135 807	22 440	22 634	195	0.86%	135 807
Social Housing	*120 152*	*135 807*	*135 807*	*22 440*	*22 634*	*195*	*0.86%*	*135 807*
Biological or Cultivated Assets	**–**	**377**	**377**	**–**	**63**	**63**	**100.00%**	**377**
Biological or Cultivated Assets	–	*377*	*377*	–	*63*	*63*	*100.00%*	*377*
Intangible Assets	**172 668**	**176 016**	**176 016**	**28 127**	**29 336**	**1 209**	**4.12%**	**176 016**
Licences and Rights	172 668	176 016	176 016	28 127	29 336	1 209	4.12%	176 016
Water Rights	–	*31*	*31*	–	*5*	*5*	*100.00%*	*31*
Computer Software and Applications	*172 668*	*175 985*	*175 985*	*28 127*	*29 331*	*1 203*	*4.10%*	*175 985*
Unspecified	–	–	–	–	–	-	-	–
Computer Equipment	**271 553**	**305 362**	**305 362**	**49 315**	**50 894**	**1 579**	**3.10%**	**305 362**
Computer Equipment	271 553	*305 362*	*305 362*	*49 315*	*50 894*	*1 579*	*3.10%*	*305 362*
Furniture and Office Equipment	**86 825**	**107 549**	**107 549**	**16 197**	**17 925**	**1 728**	**9.64%**	**107 549**
Furniture and Office Equipment	86 825	107 549	107 549	16 197	17 925	1 728	9.64%	107 549
Machinery and Equipment	**206 116**	**194 546**	**194 546**	**32 053**	**32 424**	**371**	**1.14%**	**194 546**
Machinery and Equipment	206 116	194 546	194 546	32 053	32 424	371	1.14%	194 546
Transport Assets	**599 622**	**668 943**	**668 943**	**102 704**	**111 491**	**8 786**	**7.88%**	**668 943**
Transport Assets	599 622	668 943	668 943	102 704	111 491	8 786	7.88%	668 943
Land	**11 801**	**–**	**–**	**–**	**–**	**–**	**-**	**–**
Land	11 801	–	–	–	–	–	-	–
Living resources	**248**	**–**	**–**	**40**	**–**	**(40)**	**100.00%**	**–**
Mature	248	–	–	40	–	(40)	100.00%	–
Policing and Protection	*248*	–	–	*40*	–	*(40)*	*100.00%*	–
Total Depreciation	**4 003 267**	**4 224 161**	**4 224 161**	**690 157**	**704 027**	**13 870**	**1.97%**	**4 224 161**

Table SC15 Monthly Budget Statement - Investments

Investment type R thousands	2025/26	Budget Year 2026/27						
	Provisional Outcome	Original Budget	Adjusted Budget	YearTD actual	YearTD budget	YTD variance	YTD variance %	Full Year Forecast
Investments								
Bank Repurchase Agreements								
Total Bank Repurchase Agreements	-	-	-	-	-	–	-	-
Bankers Acceptance Certificate								
Total Bankers Acceptance Certificate	-	-	-	-	-	-	-	-
Deposit Taking Institutions								
Bank Deposits	9 986 280	7 642 749	–	11 055 565	9 510 936	1 544 629	16.2%	7 642 749
Fund Managers	10 467 617	7 567 996	–	10 607 048	7 567 996	3 039 052	40.2%	7 567 996
Total Deposit Taking Institutions	**20 453 897**	**15 210 744**	-	**21 662 613**	**17 078 931**	4 583 681	26.8%	**15 210 744**
Derivative Financial Assets								
Total Derivative Financial Assets	-	-	-	-	-	-	-	-
Guaranteed Endowment Policies (Sinking)								
Total Guaranteed Endowment Policies (Sinking)	-	-	-	-	-	-	-	-
Listed/Unlisted Bonds and Stocks								
Shares in CTICC/Atlantis SEZ	276 935	327 935	–	276 935	276 935	–	-	327 935
Total Listed/Unlisted Bonds and Stocks	**276 935**	**327 935**	-	**276 935**	**276 935**	-	-	**327 935**
National Government Securities								
Securities - National Government	36 512	22 799	–	36 407	36 407	–	-	22 799
Total National Government Securities	**36 512**	**22 799**	-	**36 407**	**36 407**	-	-	**22 799**
Total Investments	**20 767 344**	**15 561 479**	-	**21 975 955**	**17 392 273**	**4 583 681**	**26.4%**	**15 561 479**

Table SC16 Monthly Budget Statement investment portfolio

The investment portfolio analysis includes information on the institution where funds are invested, period of investment, type of investment and accrued interest for the month.

Investments by maturity Name of institution & investment ID	Period of Investment	Type of Investment	Interest Rate	Expiry date of investment	Opening Balance	Interest to be realised	Partial / Premature Withdrawal	Investment Top Up	Closing Balance
R thousands	Days								
ABSA Bank	50	Fixed	7.10%	2026/09/04	55 000	332	–	–	55 332
ABSA Bank	45	Fixed	7.10%	2026/09/04	35 000	211	–	–	35 211
ABSA Bank	51	Fixed	7.12%	2026/09/11	60 000	363	–	–	60 363
ABSA Bank	40	Fixed	7.10%	2026/09/04	50 000	302	–	–	50 302
ABSA Bank	46	Fixed	7.10%	2026/09/11	65 000	392	–	–	65 392
ABSA Bank	52	Fixed	7.10%	2026/09/18	75 000	452	–	–	75 452
ABSA Bank	51	Fixed	7.10%	2026/09/18	80 000	482	–	–	80 482
ABSA Bank	58	Fixed	7.10%	2026/09/25	200 000	1 206	–	–	201 206
ABSA Bank	57	Fixed	7.10%	2026/09/25	30 000	181	–	–	30 181
ABSA Bank	59	Fixed	7.12%	2026/09/28	100 000	605	–	–	100 605
ABSA Bank	56	Fixed	7.10%	2026/09/28	70 000	395	–	–	70 395
ABSA Bank	83	Fixed	7.16%	2026/10/26	70 000	384	–	–	70 384
ABSA Bank	54	Fixed	7.11%	2026/09/28	80 000	421	–	–	80 421
ABSA Bank	82	Fixed	7.20%	2026/10/28	80 000	395	–	–	80 395
ABSA Bank	82	Fixed	7.20%	2026/10/28	30 000	148	–	–	30 148
ABSA Bank	82	Fixed	7.20%	2026/10/28	55 000	271	–	–	55 271
ABSA Bank	82	Fixed	7.20%	2026/10/28	95 000	468	–	–	95 468
ABSA Bank	52	Fixed	7.12%	2026/10/02	100 000	410	–	–	100 410
ABSA Bank	51	Fixed	7.12%	2026/10/02	85 000	332	–	–	85 332
ABSA Bank	57	Fixed	7.12%	2026/10/09	40 000	148	–	–	40 148
ABSA Bank	56	Fixed	7.12%	2026/10/09	20 000	70	–	–	20 070
ABSA Bank	60	Fixed	7.12%	2026/10/16	60 000	176	–	–	60 176
ABSA Bank	59	Fixed	7.12%	2026/10/16	40 000	109	–	–	40 109
ABSA Bank	65	Fixed	7.12%	2026/10/23	30 000	76	–	–	30 076
ABSA Bank	64	Fixed	7.12%	2026/10/23	20 000	47	–	–	20 047
ABSA Bank	63	Fixed	7.12%	2026/10/23	30 000	64	–	–	30 064
ABSA Bank	67	Fixed	7.12%	2026/10/30	60 000	94	–	–	60 094
ABSA Bank	66	Fixed	7.12%	2026/10/30	35 000	48	–	–	35 048
ABSA Bank	65	Fixed	7.12%	2026/10/30	50 000	59	–	–	50 059
ABSA Bank	70	Fixed	7.12%	2026/11/06	20 000	16	–	–	20 016
ABSA Bank	70	Fixed	7.12%	2026/11/06	35 000	27	–	–	35 027
ABSA Bank	67	Fixed	7.12%	2026/11/06	20 000	4	–	–	20 004
ABSA Bank	67	Fixed	7.12%	2026/11/06	25 000	5	–	–	25 005
Firstrand	50	Fixed	7.20%	2026/09/04	65 000	397	–	–	65 397
Firstrand	45	Fixed	7.15%	2026/09/04	40 000	243	–	–	40 243
Firstrand	51	Fixed	7.20%	2026/09/11	80 000	489	–	–	80 489
Firstrand	40	Fixed	7.20%	2026/09/04	85 000	520	–	–	85 520
Firstrand	46	Fixed	7.05%	2026/09/11	65 000	389	–	–	65 389
Firstrand	52	Fixed	7.05%	2026/09/18	70 000	419	–	–	70 419
Firstrand	51	Fixed	7.05%	2026/09/18	50 000	299	–	–	50 299
Firstrand	58	Fixed	7.10%	2026/09/25	35 000	211	–	–	35 211
Firstrand	58	Fixed	7.10%	2026/09/25	80 000	482	–	–	80 482
Firstrand	57	Fixed	7.10%	2026/09/25	35 000	211	–	–	35 211
Firstrand	59	Fixed	7.15%	2026/09/28	275 000	1 670	–	–	276 670
Firstrand	56	Fixed	7.15%	2026/09/28	180 000	1 023	–	–	181 023

Table continues on next page.

Investments by maturity Name of institution & investment ID	Period of Investment	Type of Investment	Interest Rate	Expiry date of investment	Opening Balance	Interest to be realised	Partial / Premature Withdrawal	Investment Top Up	Closing Balance
R thousands	Days								
Firstrand	83	Fixed	7.20%	2026/10/26	150 000	828	–	–	150 828
Firstrand	54	Fixed	7.15%	2026/09/28	80 000	423	–	–	80 423
Firstrand	82	Fixed	7.20%	2026/10/28	160 000	789	–	–	160 789
Firstrand	82	Fixed	7.20%	2026/10/28	35 000	173	–	–	35 173
Firstrand	82	Fixed	7.20%	2026/10/28	65 000	321	–	–	65 321
Firstrand	82	Fixed	7.20%	2026/10/28	95 000	468	–	–	95 468
Firstrand	52	Fixed	7.15%	2026/10/02	160 000	658	–	–	160 658
Firstrand	51	Fixed	7.15%	2026/10/02	75 000	294	–	–	75 294
Firstrand	57	Fixed	7.15%	2026/10/09	50 000	186	–	–	50 186
Firstrand	56	Fixed	7.15%	2026/10/09	35 000	123	–	–	35 123
Firstrand	56	Fixed	7.15%	2026/10/09	45 000	159	–	–	45 159
Firstrand	56	Fixed	7.15%	2026/10/09	35 000	123	–	–	35 123
Firstrand	60	Fixed	7.15%	2026/10/16	100 000	294	–	–	100 294
Firstrand	59	Fixed	7.15%	2026/10/16	55 000	151	–	–	55 151
Firstrand	65	Fixed	7.15%	2026/10/23	30 000	76	–	–	30 076
Firstrand	64	Fixed	7.15%	2026/10/23	25 000	59	–	–	25 059
Firstrand	63	Fixed	7.15%	2026/10/23	30 000	65	–	–	30 065
Firstrand	67	Fixed	7.15%	2026/10/30	80 000	125	–	–	80 125
Firstrand	66	Fixed	7.15%	2026/10/30	40 000	55	–	–	40 055
Firstrand	65	Fixed	7.15%	2026/10/30	70 000	82	–	–	70 082
Firstrand	70	Fixed	7.15%	2026/11/06	25 000	20	–	–	25 020
Firstrand	70	Fixed	7.15%	2026/11/06	40 000	31	–	–	40 031
Firstrand	67	Fixed	7.15%	2026/11/06	30 000	6	–	–	30 006
Firstrand	67	Fixed	7.15%	2026/11/06	35 000	7	–	–	35 007
Investec Bank	50	Fixed	7.13%	2026/09/04	20 000	121	–	–	20 121
Investec Bank	45	Fixed	7.13%	2026/09/04	15 000	91	–	–	15 091
Investec Bank	51	Fixed	7.13%	2026/09/11	25 000	151	–	–	25 151
Investec Bank	51	Fixed	7.13%	2026/09/18	25 000	151	–	–	25 151
Investec Bank	51	Fixed	7.13%	2026/09/18	30 000	182	–	–	30 182
Investec Bank	51	Fixed	7.13%	2026/09/18	20 000	121	–	–	20 121
Investec Bank	58	Fixed	7.13%	2026/09/25	200 000	1 211	–	–	201 211
Investec Bank	83	Fixed	7.15%	2026/10/26	30 000	165	–	–	30 165
Investec Bank	54	Fixed	7.13%	2026/09/28	30 000	158	–	–	30 158
Investec Bank	82	Fixed	7.23%	2026/10/28	30 000	148	–	–	30 148
Investec Bank	82	Fixed	7.23%	2026/10/28	15 000	74	–	–	15 074
Investec Bank	82	Fixed	7.23%	2026/10/28	20 000	99	–	–	20 099
Investec Bank	82	Fixed	7.23%	2026/10/28	95 000	470	–	–	95 470
Investec Bank	57	Fixed	7.13%	2026/10/09	25 000	93	–	–	25 093
Investec Bank	60	Fixed	7.13%	2026/10/16	15 000	44	–	–	15 044
Investec Bank	59	Fixed	7.15%	2026/10/16	15 000	41	–	–	15 041
Investec Bank	65	Fixed	7.15%	2026/10/23	10 000	25	–	–	10 025
Investec Bank	64	Fixed	7.15%	2026/10/23	10 000	24	–	–	10 024
Investec Bank	63	Fixed	7.15%	2026/10/23	15 000	32	–	–	15 032
Investec Bank	63	Fixed	7.15%	2026/10/23	15 000	32	–	–	15 032
Investec Bank	67	Fixed	7.15%	2026/10/30	10 000	16	–	–	10 016
Investec Bank	66	Fixed	7.15%	2026/10/30	15 000	21	–	–	15 021
Investec Bank	65	Fixed	7.15%	2026/10/30	20 000	24	–	–	20 024
Investec Bank	70	Fixed	7.15%	2026/11/06	40 000	31	–	–	40 031
Investec Bank	70	Fixed	7.15%	2026/11/06	10 000	8	–	–	10 008
Investec Bank	67	Fixed	7.15%	2026/11/06	10 000	2	–	–	10 002
Investec Bank	67	Fixed	7.15%	2026/11/06	10 000	2	–	–	10 002
Nedbank	365	Fixed	7.70%	2027/06/30	39 648	259	–	–	39 907
Nedbank	365	Fixed	7.70%	2027/06/30	49 575	324	–	–	49 899
Nedbank	365	Fixed	7.70%	2027/06/30	62 100	406	–	–	62 506

Table continues on next page.

Investments by maturity Name of institution & investment ID R thousands	Period of Investment Days	Type of Investment	Interest Rate	Expiry date of investment	Opening Balance	Interest to be realised	Partial / Premature Withdrawal	Investment Top Up	Closing Balance
Nedbank	365	Fixed	7.70%	2027/06/30	715	5	–	–	720
Nedbank	365	Fixed	7.70%	2027/06/30	590	4	–	–	594
Nedbank	365	Fixed	7.70%	2027/06/30	13 900	91	–	–	13 991
Nedbank	365	Fixed	7.70%	2027/06/30	290	2	–	–	292
Nedbank	365	Fixed	7.70%	2027/06/30	1 479	10	–	–	1 489
Nedbank	365	Fixed	7.70%	2027/06/30	28 000	183	–	–	28 183
Nedbank	365	Fixed	7.70%	2027/06/30	38 596	252	–	–	38 848
Nedbank	365	Fixed	7.70%	2027/06/30	25 116	164	–	–	25 281
Nedbank	365	Fixed	7.70%	2027/06/30	22 161	145	–	–	22 306
Nedbank	365	Fixed	7.70%	2027/06/30	17 465	114	–	–	17 580
Nedbank	365	Fixed	7.70%	2027/06/30	23 042	151	–	–	23 193
Nedbank	365	Fixed	7.70%	2027/06/30	16 400	107	–	–	16 507
Nedbank	50	Fixed	7.15%	2026/09/04	50 000	304	–	–	50 304
Nedbank	45	Fixed	7.15%	2026/09/04	30 000	182	–	–	30 182
Nedbank	51	Fixed	7.15%	2026/09/11	55 000	334	–	–	55 334
Nedbank	46	Fixed	7.10%	2026/09/11	65 000	392	–	–	65 392
Nedbank	51	Fixed	7.10%	2026/09/18	35 000	211	–	–	35 211
Nedbank	58	Fixed	7.15%	2026/09/25	200 000	1 215	–	–	201 215
Nedbank	59	Fixed	7.15%	2026/09/28	10 000	61	–	–	10 061
Nedbank	56	Fixed	7.15%	2026/09/28	70 000	398	–	–	70 398
Nedbank	83	Fixed	7.20%	2026/10/26	80 000	442	–	–	80 442
Nedbank	54	Fixed	7.10%	2026/09/28	55 000	289	–	–	55 289
Nedbank	82	Fixed	7.20%	2026/10/28	65 000	321	–	–	65 321
Nedbank	82	Fixed	7.20%	2026/10/28	25 000	123	–	–	25 123
Nedbank	82	Fixed	7.20%	2026/10/28	45 000	222	–	–	45 222
Nedbank	82	Fixed	7.20%	2026/10/28	95 000	468	–	–	95 468
Nedbank	52	Fixed	7.10%	2026/10/02	65 000	266	–	–	65 266
Nedbank	51	Fixed	7.10%	2026/10/02	45 000	175	–	–	45 175
Nedbank	57	Fixed	7.10%	2026/10/09	30 000	111	–	–	30 111
Nedbank	56	Fixed	7.10%	2026/10/09	45 000	158	–	–	45 158
Nedbank	56	Fixed	7.10%	2026/10/09	25 000	88	–	–	25 088
Nedbank	60	Fixed	7.10%	2026/10/16	55 000	160	–	–	55 160
Nedbank	59	Fixed	7.10%	2026/10/16	35 000	95	–	–	35 095
Nedbank	65	Fixed	7.10%	2026/10/23	20 000	51	–	–	20 051
Nedbank	64	Fixed	7.10%	2026/10/23	15 000	35	–	–	15 035
Nedbank	63	Fixed	7.10%	2026/10/23	10 000	21	–	–	10 021
Nedbank	67	Fixed	7.10%	2026/10/30	70 000	109	–	–	70 109
Nedbank	66	Fixed	7.10%	2026/10/30	35 000	48	–	–	35 048
Nedbank	65	Fixed	7.10%	2026/10/30	45 000	53	–	–	45 053
Nedbank	70	Fixed	7.15%	2026/11/06	20 000	16	–	–	20 016
Nedbank	70	Fixed	7.15%	2026/11/06	30 000	24	–	–	30 024
Nedbank	67	Fixed	7.10%	2026/11/06	20 000	4	–	–	20 004
Nedbank	67	Fixed	7.10%	2026/11/06	20 000	4	–	–	20 004
Standard Bank	50	Fixed	7.21%	2026/09/04	55 000	337	–	–	55 337
Standard Bank	45	Fixed	7.20%	2026/09/04	30 000	183	–	–	30 183
Standard Bank	51	Fixed	7.24%	2026/09/11	75 000	461	–	–	75 461
Standard Bank	40	Fixed	7.23%	2026/09/04	90 000	553	–	–	90 553
Standard Bank	46	Fixed	7.20%	2026/09/11	65 000	397	–	–	65 397
Standard Bank	52	Fixed	7.22%	2026/09/18	75 000	460	–	–	75 460
Standard Bank	51	Fixed	7.22%	2026/09/18	40 000	245	–	–	40 245
Standard Bank	58	Fixed	7.14%	2026/09/25	200 000	1 213	–	–	201 213
Standard Bank	57	Fixed	7.23%	2026/09/25	40 000	246	–	–	40 246
Standard Bank	59	Fixed	7.24%	2026/09/28	50 000	307	–	–	50 307
Standard Bank	56	Fixed	7.23%	2026/09/28	70 000	402	–	–	70 402

Table continues on next page.

Investments by maturity Name of institution & investment ID	Period of Investment	Type of Investment	Interest Rate	Expiry date of investment	Opening Balance	Interest to be realised	Partial / Premature Withdrawal	Investment Top Up	Closing Balance
R thousands	Days								
Standard Bank	83	Fixed	7.30%	2026/10/26	180 000	1 008	–	–	181 008
Standard Bank	54	Fixed	7.22%	2026/09/28	50 000	267	–	–	50 267
Standard Bank	82	Fixed	7.30%	2026/10/28	30 000	150	–	–	30 150
Standard Bank	82	Fixed	7.30%	2026/10/28	35 000	175	–	–	35 175
Standard Bank	82	Fixed	7.30%	2026/10/28	55 000	275	–	–	55 275
Standard Bank	82	Fixed	7.30%	2026/10/28	100 000	500	–	–	100 500
Standard Bank	52	Fixed	7.22%	2026/10/02	65 000	270	–	–	65 270
Standard Bank	51	Fixed	7.21%	2026/10/02	40 000	158	–	–	40 158
Standard Bank	57	Fixed	7.23%	2026/10/09	40 000	151	–	–	40 151
Standard Bank	56	Fixed	7.23%	2026/10/09	50 000	178	–	–	50 178
Standard Bank	56	Fixed	7.23%	2026/10/09	50 000	178	–	–	50 178
Standard Bank	56	Fixed	7.23%	2026/10/09	20 000	71	–	–	20 071
Standard Bank	60	Fixed	7.25%	2026/10/16	85 000	253	–	–	85 253
Standard Bank	59	Fixed	7.24%	2026/10/16	40 000	111	–	–	40 111
Standard Bank	65	Fixed	7.26%	2026/10/23	25 000	65	–	–	25 065
Standard Bank	64	Fixed	7.26%	2026/10/23	25 000	60	–	–	25 060
Standard Bank	63	Fixed	7.26%	2026/10/23	45 000	98	–	–	45 098
Standard Bank	63	Fixed	7.26%	2026/10/23	30 000	66	–	–	30 066
Standard Bank	67	Fixed	7.27%	2026/10/30	60 000	96	–	–	60 096
Standard Bank	66	Fixed	7.26%	2026/10/30	35 000	49	–	–	35 049
Standard Bank	65	Fixed	7.26%	2026/10/30	60 000	72	–	–	60 072
Standard Bank	70	Fixed	7.27%	2026/11/06	25 000	20	–	–	25 020
Standard Bank	67	Fixed	7.27%	2026/11/06	25 000	5	–	–	25 005
Standard Bank	67	Fixed	7.27%	2026/11/06	30 000	6	–	–	30 006
ABSA Bank	-	Call deposit	7.00%	-	575 863	3 337	(90 000)	–	489 201
Firstrand Bank	-	Call deposit	6.85%	-	311 569	1 719	(91 569)	–	221 719
Investec Bank	-	Call deposit	6.75%	-	256 678	1 379	(91 678)	–	166 379
Nedbank	-	Call deposit	6.85%	-	261 752	1 428	(91 752)	–	171 428
Standard Bank	-	Call deposit	7.00%	-	593 471	3 421	(93 471)	–	503 421
Nedbank current account	-	Current account	6.80%	-	530 719	1 534	(155 459)	–	376 794
Fund Managers	-	-	-	-	10 531 509	75 539	–	–	10 607 048
Cash in transit	-	-	-	-	9 372	–	–	1 396	10 768
CTICC	-	-	-	-	220 435	–	–	–	220 435
COID	-	-	-	-	36 459	(52)	–	–	36 407
Shares in Atlantis Special Economic Zone Company SOC Ltd	-	-	-	-	56 500	–	–	–	56 500
TOTAL INVESTMENTS AND INTEREST					**22 458 405**		**(613 930)**	**1 396**	**21 975 955**

Table SC17 Monthly Budget Statement Borrowings

Borrowing - Categorised by type R thousands	2025/26	Budget Year 2026/27						
	Provisional Outcome	Original Budget	Adjusted Budget	YearTD actual	YearTD budget	YTD variance	YTD variance %	Full Year Forecast
Borrowings								
Annuity and Bullet Loans								
Banks	9 909 230	13 372 014	13 372 014	8 812 476	13 372 014	(4 559 538)	-34.1%	13 372 014
Total Annuity and Bullet Loans	**9 909 230**	**13 372 014**	**13 372 014**	**8 812 476**	**13 372 014**	**(4 559 538)**	**-34.1%**	**13 372 014**
Bankers Acceptance Certificate								
Total Bankers Acceptance Certificate	**-**	**-**	**-**	**-**	**-**	**-**	**-**	**-**
Derivative Financial Liability								
Total Derivative Financial Liability	**-**	**-**	**-**	**-**	**-**	**-**	-	**-**
Finance Lease Liability								
Total Finance Lease Liability	**-**	**-**	**-**	**-**	**-**	**-**	-	**-**
Government Loans	-	-	-	-	-	–	-	-
Intercompany/Parent-subsidiary Transactions	-	-	-	-	-	–	-	-
Local Registered Stock								
Total Registered Stock	**-**	**-**	**-**	**-**	**-**	**-**	-	**-**
Marketable Bonds								
Banks	52 285	-	-	-	-	–	-	-
Total Marketable Bonds	**52 285**	**-**	**-**	**-**	**-**	**-**	-	**-**
Non-annuity Loans								
Total Non-annuity Loans	**-**	**-**	**-**	**-**	**-**	**-**	-	**-**
Non-marketable Bonds								
Total Non-marketable Bonds	**-**	**-**	**-**	**-**	**-**	**-**	-	**-**
PPP Liabilities								
Total PPP Liabilities	**-**	**-**	**-**	**-**	**-**	**-**	-	**-**
Securities								
Total Securities	**-**	**-**	**-**	**-**	**-**	**-**	-	**-**
Total Borrowings	**9 961 515**	**13 372 014**	**13 372 014**	**8 812 476**	**13 372 014**	**(4 559 538)**	**-34.1%**	**13 372 014**

Allocation and grant receipts and expenditure

Table SC19 Monthly Budget Statement transfers and grants expenditure

Description	2025/26	Budget Year 2026/27						
R thousands	Provisional Outcome	Original Budget	Adjusted Budget	YearTD actual	YearTD budget	YTD variance	YTD variance %	Full Year Forecast
EXPENDITURE								
Operating								
National Government								
Monetary Allocations								
Local Government Equitable Share	4 693 517	4 987 995	4 987 995	2 078 331	2 078 332	(1)	0.0%	4 987 995
Finance Management grant	1 000	1 200	1 200	296	200	96	47.9%	1 200
Urban Settlements Development Grant	40 370	60 000	60 000	–	15 000	(15 000)	-100.0%	60 000
Expanded Public Works Programme	15 310	20 547	20 547	379	10 302	(9 923)	-96.3%	20 547
Infrastructure Skills Development	25 600	25 000	25 000	1 863	2 747	(885)	-32.2%	25 000
Public Transport Network Grant	543 707	353 367	353 367	52 813	52 747	66	0.1%	353 367
Informal Settlements Upgrading Partnership Grant	24 586	84 262	84 262	3 047	3 840	(792)	-20.6%	84 262
Urban Development Financing Grant	157 205	77 800	77 800	10 169	7 637	2 532	33.2%	77 800
State Dept: Post Graduate Internship Programme	–	76	76	–	–	–	-	76
Integrated National Electrification Programme Grant	–	1 100	1 100	32	138	(106)	-76.8%	1 100
State Dept: RLCC	1 348	–	–	–	–	–	-	–
Municipal Disaster Recovery Grant	12 234	–	–	–	–	–	-	–
Energy Efficiency and Demand Side Management Grant	1 450	–	–	–	–	–	-	–
Total Monetary Allocations	**5 516 328**	**5 611 347**	**5 611 347**	**2 146 929**	**2 170 942**	**(24 013)**	**-1.1%**	**5 611 347**
Total National Government	**5 516 328**	**5 611 347**	**5 611 347**	**2 146 929**	**2 170 942**	**(24 013)**	**-1.1%**	**5 611 347**
Provincial Government								
Monetary Allocations								
Cultural Affairs and Sport - Provincial Library Services	58 374	58 718	58 718	8 815	7 951	863	10.9%	58 718
Human Settlements - Human Settlement Development	312 350	296 954	296 954	36 697	43 983	(7 285)	-16.6%	296 954
Health - ARV	286 299	283 640	283 640	45 675	35 010	10 665	30.5%	283 640
Health - TB	31 602	32 452	32 452	5 072	5 133	(61)	-1.2%	32 452
Health - Nutrition	6 068	6 232	6 232	810	567	243	42.9%	6 232
Health - Vaccines	89 804	103 351	103 351	1 897	9 396	(7 499)	-79.8%	103 351
Comprehensive Health	205 604	209 724	209 724	34 954	17 477	17 477	100.0%	209 724
LEAP	350 000	365 750	365 750	–	1	(1)	-100.0%	365 750
Transport and Public Works - Provision for persons with special needs	20 040	10 000	10 000	3 594	3 000	594	19.8%	10 000
Community Safety - Law Enforcement Auxiliary Services	2 400	2 000	2 000	–	–	–	-	2 000
Community Development Workers	819	1 001	1 001	36	–	36	100.0%	1 001
Tourism Safety Law Enforcement Unit	2 000	2 500	2 500	–	200	(200)	-100.0%	2 500
Municipal accreditation and capacity building grant	11 822	18 870	18 870	2 081	2 081	(0)	0.0%	18 870
Western Cape Department of Education: Schools	31 154	33 945	33 945	5 488	5 442	46	0.8%	33 945
Environmental and Wildlife Management	1 000	–	–	–	–	–	-	–
Cultural Affairs and Sport - Library Services: Transfer	39	–	–	–	–	–	-	–
Finance Management Capacity Building Grant	101	–	–	–	–	–	-	–
Law Enforcement Officers for Health Facilities	4 579	–	–	–	–	–	-	–
Municipal Service Delivery and Capacity Building Grant	6	–	–	–	–	–	-	–
Total Monetary Allocations	**1 414 061**	**1 425 137**	**1 425 137**	**145 119**	**130 240**	**14 878**	**11.4%**	**1 425 137**
Total Provincial Government	**1 414 061**	**1 425 137**	**1 425 137**	**145 119**	**130 240**	**14 878**	**11.4%**	**1 425 137**
Other Grant Providers								
Monetary Allocations								
CID	9 856	63 958	56 952	1 601	3 043	(1 442)	-47.4%	56 952
CMTF	4 817	3 000	3 000	227	–	227	100.0%	3 000
National Treasury - Interest	37 690	91 224	91 224	10 823	11 245	(422)	-3.8%	91 224
KFW : Professional Services	–	–	11 716	–	–	–	-	11 716
Utility Business Model Reform	–	–	4 319	–	–	–	-	4 319
CHIETA Learnership Programmes	536	–	–	–	–	–	-	–
KFW- Technical Assistance (GDB)	3 732	–	–	–	–	–	-	–
Sustainable Energy Africa	229	–	–	–	–	–	-	–
Total Monetary Allocations	**56 861**	**158 182**	**167 212**	**12 651**	**14 288**	**(1 637)**	**-11.5%**	**167 212**
Total Operating/Other Grant Providers	**56 861**	**158 182**	**167 212**	**12 651**	**14 288**	**(1 637)**	**-11.5%**	**167 212**
Total operating expenditure of Transfers and Grants	**6 987 250**	**7 194 666**	**7 203 695**	**2 304 700**	**2 315 471**	**(10 771)**	**-0.5%**	**7 203 695**

Table continues on next page.

Description	2025/26	Budget Year 2026/27						
R thousands	Provisional Outcome	Original Budget	Adjusted Budget	YearTD actual	YearTD budget	YTD variance	YTD variance %	Full Year Forecast
Capital								
National Government								
Monetary Allocations								
Minerals and Energy: Integrated National Electrification	–	5 900	5 900	471	700	(229)	-32.7%	5 900
National Treasury: Informal Settlements Upgrading	–	495 847	495 847	30 270	75 667	(45 397)	-60.0%	495 847
National Treasury: Infrastructure Skills Development Grant	–	1 000	1 000	120	–	120	100.0%	961
National Treasury: Neighbourhood Development	–	52 200	52 200	1 226	256	970	379.1%	52 200
National Treasury: Public Transport Network: Budget	–	1 776 000	1 776 000	136 502	147 876	(11 374)	-7.7%	1 776 000
National Treasury: Urban Development Financing Grant	–	1 232 645	1 232 645	80 928	146 245	(65 316)	-44.7%	1 232 645
National Treasury: Urban Settlements Development Grant	–	324 137	324 137	41 489	48 481	(6 992)	-14.4%	326 137
Transport: Public Transport Network Grant	–	581 140	581 140	17 550	30 334	(12 784)	-42.1%	581 140
Total Monetary Allocations	**–**	**4 468 869**	**4 468 869**	**308 556**	**449 559**	**(141 002)**	**-31.4%**	**4 470 831**
Total National Government	**–**	**4 468 869**	**4 468 869**	**308 556**	**449 559**	**(141 002)**	**-31.4%**	**4 470 831**
Provincial Government								
Monetary Allocations								
Cultural Affairs and Sport: Library Services: Metro Library	–	6 377	6 377	6 017	3 000	3 017	100.6%	6 377
Western Cape Department of Education: Schools	–	2 402	2 402	–	–	–	-	2 402
Total Monetary Allocations	**–**	**8 779**	**8 779**	**6 017**	**3 000**	**3 017**	**100.6%**	**8 779**
Total Provincial Government	**–**	**8 779**	**8 779**	**6 017**	**3 000**	**3 017**	**100.6%**	**8 779**
Other Grant Providers								
Monetary Allocations								
Other: Other	–	135 461	179 872	17 271	11 144	6 126	55.0%	166 043
Total Monetary Allocations	**–**	**135 461**	**179 872**	**17 271**	**11 144**	**6 126**	**55.0%**	**166 043**
Total Capital/Other Grant Providers	**–**	**135 461**	**179 872**	**17 271**	**11 144**	**6 126**	**55.0%**	**166 043**
Total capital expenditure of Transfers and Grants	**–**	**4 613 110**	**4 657 521**	**331 844**	**463 703**	**(131 859)**	**-28.4%**	**4 645 653**
TOTAL EXPENDITURE OF TRANSFERS AND GRANTS	**6 987 250**	**11 807 775**	**11 861 216**	**2 636 544**	**2 779 174**	**(142 630)**	**-5.1%**	**11 849 348**

Expenditure on councillor and board members' allowances and employee benefits

Table SC22 Monthly Budget Statement - councillor and staff benefits

Summary of Employee and Councillor remuneration	2025/26	Budget Year 2026/27						
R thousands	Provisional Outcome	Original Budget	Adjusted Budget	YearTD actual	YearTD budget	YTD variance	YTD variance %	Full Year Forecast
Councillors (Political Office Bearers plus Other)								
Allowances and Service Related Benefits								
Basic Salary	169 909	179 958	179 958	28 283	29 993	(1 710)	-5.7%	179 958
Cell phone Allowance	9 944	10 972	10 972	1 657	1 829	(172)	-9.4%	10 972
Motor Vehicle Allowance	238	282	282	38	47	(9)	-18.5%	282
Out of pocket Expenses	10 710	12 430	12 430	1 823	2 072	(249)	-12.0%	12 430
Total Allowances and Service Related Benefits	**190 800**	**203 642**	**203 642**	**31 801**	**33 940**	**(2 139)**	**-6.3%**	**203 642**
Social Contributions								
Medial Aid Benefits	–	15	15	–	3	(3)	-100.0%	15
Pension Fund Contributions	3 327	3 547	3 547	580	591	(11)	-1.9%	3 547
Total Social Contributions	**3 327**	**3 562**	**3 562**	**580**	**594**	**(14)**	**-2.3%**	**3 562**
Total Councillors	**194 127**	**207 204**	**207 204**	**32 381**	**34 534**	**(2 153)**	**-6.2%**	**207 204**
% increase								
Senior Managers of the Municipality								
Salaries and Allowances								
Basic Salary	38 417	40 376	40 376	6 396	6 681	(285)	-4.3%	40 376
Bonuses	3 350	905	905	–	56	(56)	-100.0%	905
Allowance								
Accommodation, Travel and Incidental	–	–	–	–	–	–	-	–
Cellular and Telephone	662	693	693	116	116	–	-	693
Housing Benefits	–	–	–	–	–	–	-	–
Non-pensionable	–	–	–	–	–	–	-	–
Travel or Motor Vehicle	473	500	500	79	83	(4)	-4.5%	500
Voluntary Work	–	–	–	–	–	–	-	–
Total Allowance	**1 135**	**1 193**	**1 193**	**195**	**199**	**(4)**	**-1.9%**	**1 193**
Service Related Benefits								
Total Service Related Benefits	**–**	**–**	**–**	**–**	**–**	**–**	**-**	**–**
Total Salaries and Allowances	**42 903**	**42 474**	**42 474**	**6 591**	**6 936**	**(345)**	**-5.0%**	**42 474**
Social Contributions								
Bargaining Council	–	–	–	–	–	–	-	
Group Life Insurance	114	116	131	21	22	(1)	-4.0%	131
Medical	161	185	185	28	30	(1)	-4.6%	185
Pension	3 015	3 150	3 150	501	522	(21)	-4.0%	3 150
Unemployment Insurance	28	29	29	5	5	(0)	-4.4%	29
Total Social Contributions	**3 317**	**3 480**	**3 495**	**555**	**579**	**(24)**	**-4.1%**	**3 495**
Post-retirement Benefit								
Total Post-retirement Benefit	**–**	**–**	**–**	**–**	**–**	**–**	**-**	**–**
Sub Total - Senior Managers of Municipality	**46 221**	**45 954**	**45 969**	**7 146**	**7 515**	**(368)**	**-4.9%**	**45 969**
% increase								
Other Municipal Staff								
Salaries and Allowances								
Basic Salary	13 167 770	14 643 959	14 642 521	2 216 779	2 359 910	(143 131)	-6.1%	14 642 521
Bonuses	826 652	858 719	858 719	2 110	1 210	901	74.5%	858 719
Allowance								
Cellular and Telephone	51 060	61 161	60 939	9 386	10 111	(725)	-7.2%	60 939
Housing Benefits	71 308	74 277	74 309	12 412	12 440	(27)	-0.2%	74 309
Non-pensionable	17 456	21 722	21 852	2 853	3 579	(726)	-20.3%	21 852
Travel or Motor Vehicle	279 848	312 004	312 306	49 089	52 573	(3 484)	-6.6%	312 306
Total Allowance	**419 672**	**469 163**	**469 406**	**73 740**	**78 703**	**(4 963)**	**-6.3%**	**469 406**

Table continues on next page.

Summary of Employee and Councillor remuneration R thousands	2025/26 Provisional Outcome	Budget Year 2026/27 Original Budget	Adjusted Budget	YearTD actual	YearTD budget	YTD variance	YTD variance %	Full Year Forecast
Service Related Benefits								
Acting	8 340	–	1 794	891	1 013	(122)	-12.0%	1 794
Leave Pay	189 936	120 975	119 475	12 077	17 630	(5 553)	-31.5%	119 475
Long Service Award	105 278	109 697	109 697	18 308	26 244	(7 935)	-30.2%	109 697
Overtime	1 229 487	1 031 596	1 031 429	99 221	97 714	1 507	1.5%	1 031 429
Standby Allowance	225 820	247 901	248 044	39 489	37 773	1 716	4.5%	248 044
Uniform/Special/Protective Clothing	2 483	2 431	2 435	2 313	2 244	69	3.1%	2 435
Total Service Related Benefits	**1 761 344**	**1 512 600**	**1 512 873**	**172 299**	**182 617**	**(10 318)**	**-5.7%**	**1 512 873**
Total Salaries and Allowances	**16 175 438**	**17 484 441**	**17 483 519**	**2 464 928**	**2 622 439**	**(157 512)**	**-6.0%**	**17 483 519**
Social Contributions								
Bargaining Council	5 127	5 215	5 215	847	887	(40)	-4.5%	5 215
Group Life Insurance	128 024	130 629	130 629	22 517	22 405	112	0.5%	130 629
Medical	1 242 474	1 361 274	1 361 619	217 401	229 636	(12 235)	-5.3%	1 361 619
Pension	2 005 657	2 644 088	2 644 139	354 845	417 921	(63 077)	-15.1%	2 644 139
Unemployment Insurance	71 437	68 361	68 808	11 559	11 762	(204)	-1.7%	68 808
Total Social Contributions	**3 452 720**	**4 209 566**	**4 210 409**	**607 169**	**682 612**	**(75 443)**	**-11.1%**	**4 210 409**
Post-retirement Benefit								
Medical	1 431 145	480 761	480 761	73 214	80 127	(6 913)	-8.6%	480 761
Pension	663	2 256	2 256	25	376	(351)	-93.4%	2 256
Total Post-retirement Benefit	**1 431 808**	**483 017**	**483 017**	**73 239**	**80 503**	**(7 264)**	**-9.0%**	**483 017**
Costs Capitalised to PPE	(26 632)	(51 258)	(51 258)	(5 147)	(7 003)	1 856	-26.5%	(51 258)
Sub Total - Other Municipal Staff	**21 033 333**	**22 125 766**	**22 125 686**	**3 140 188**	**3 378 551**	**(238 363)**	**-7.1%**	**22 125 686**
% increase								
Total Parent Municipality	**21 273 681**	**22 378 924**	**22 378 859**	**3 179 715**	**3 420 600**	**(240 884)**	**-7.0%**	**22 378 859**

The table below reflects the percentage variance for councilor and staff benefits, reasons for material deviations and the remedial action thereof.

Description	YTD Variance R Thousands	Variance %	Reasons for material deviations	Remedial or corrective steps/remarks
Councillors (Political Office Bearers plus Other)				
Allowances and Service Related Benefits				
Basic Salary	(1 710)	-5.7%	Immaterial variance.	-
Cell phone Allowance	(172)	-9.4%	Immaterial variance.	-
Motor Vehicle Allowance	(9)	-18.5%	Misalignment of period budget provisions with actual expenditure incurred.	The periodic budget provision will be reviewed and adjusted in line with actual trends.
Out of pocket Expenses	(249)	-12.0%	Misalignment of period budget provisions with actual expenditure incurred.	The periodic budget provision will be reviewed and adjusted in line with actual trends.
Medial Aid Benefits	(3)	-100.0%	The variance is due to a misalignment of the budget with the actual expenditure resulting from restructuring of TCOE's by Councillors.	-
Pension Fund Contributions	(11)	-1.9%	Immaterial variance.	-
Senior Managers of the Municipality				
Salaries and Allowances				
Basic Salary	(285)	-4.3%	Immaterial variance.	-
Bonuses	(56)	-100.0%	Misalignment of period budget provisions with actual expenditure incurred.	The periodic budget provision will be reviewed and adjusted in line with actual trends.
Cellular and Telephone	–	-	-	-
Travel or Motor Vehicle	(4)	-4.5%	Immaterial variance.	-
Group Life Insurance	(1)	-4.0%	Immaterial variance.	-
Medical	(1)	-4.6%	Immaterial variance.	-
Pension	(21)	-4.0%	Immaterial variance.	-
Unemployment Insurance	(0)	-4.4%	Immaterial variance.	-

Table continues on next page.

Description	YTD Variance R Thousands	Variance %	Reasons for material deviations	Remedial or corrective steps/remarks
Other Municipal Staff				
Salaries and Allowances				
Basic Salary	(143 131)	-6.1%	The variance is mainly due to: 1. The turnaround time in filling vacancies; and 2. The internal filling of vacancies.	The City had 3409 vacancies as at 31 August 2026; 1803 positions were filled (534 internal, 289 external, 226 rehire & 754 EPWP) with 218 terminations processed since the beginning of the financial year. Filling of vacancies is on-going and seasonal staff are appointed as and when required.
Bonuses	901	74.5%	Variance is due to ad-hoc bonus payments payable upon employee termination, this occur outside the normal November bonus payment cycle.	The periodic budget provision will be reviewed and adjusted in line with actual trends.
Allowances	(4 963)	-6.3%	The variance is mainly due to the turnaround time in filling vacancies and the internal filling of vacancies.	Filling of vacancies is on-going.
Service Related Benefits	(10 318)	-5.7%	The variance is mainly due to the turnaround time of filling vacancies and the internal filling of vacancies.	Filling of vacancies is on-going.
Bargaining Council	(40)	-4.5%	Immaterial variance.	-
Group Life Insurance	112	0.5%	Immaterial variance.	-
Medical	(12 235)	-5.3%	The variance is mainly due to the turnaround time of filling vacancies and the internal filling of vacancies.	Filling of vacancies is on-going.
Pension	(63 077)	-15.1%	The variance is mainly due to the turnaround time of filling vacancies and the internal filling of vacancies.	Filling of vacancies is on-going.
Unemployment Insurance	(204)	-1.7%	Immaterial variance.	-
Post-retirement Benefit	(7 264)	0.0%	The post retirement benefit obligations are linked to the retiring of qualifying employees and processed at year-end based on an actuarial valuation which is difficult to accurately plan on a monthly basis.	Year-end transactions will be processed upon the completion of the actuarial valuation at year-end.

Table SC23 Monthly Budget Statement – Summary salaries, allowances and benefits (Councillors, Senior Managers and Board Members of Entities)

Disclosure of Salaries, Allowances & Benefits R thousands	Budget Year 2026/27					
	Salary	Contributions	Allowances	Service Related Benefits	Bonuses	Total Package
Councillors						
Speaker	222 100	–	14 557	–		236 656
Chief Whip	209 215	–	7 200	–		216 415
Executive Mayor/Mayor	275 007	–	7 200	–		282 207
Deputy Executive Mayor/Deputy Mayor	222 100	–	7 200	–		229 300
Executive Committee/Mayoral Committee	5 126 131	–	370 910	–		5 497 041
Total for all other councillors	22 808 710	–	3 110 776	–		25 919 486
Section 79 committee chairperson	–	–	–	–		–
Total Councillors	**28 863 262**	**–**	**3 517 843**	**–**		**32 381 104**
Senior Managers of the Municipality						
Municipal Manager (MM)	596 274	76 836	10 336	–	–	683 446
Chief Finance Officer	481 923	45 962	47 767	–	–	575 652
Spatial Planning & Environment: Mngemnt	508 965	354	8 767	–	–	518 087
Human Settlements: Management	520 327	46 558	8 767	–	–	575 652
Economic Growth: Management	472 591	61 668	8 767	–	–	543 026
Corporate Services: Management	494 813	72 072	8 767	–	–	575 652
Energy: Management	501 272	354	45 699	–	–	547 326
Water & Sanitation: Management	425 072	54 877	8 767	–	–	488 716
Safety & Security: Management	435 882	71 682	8 767	–	–	516 331
Community Services & Health: Management	469 999	39 321	8 767	–	–	518 087
Executive Management: Urban Mobility	457 797	43 836	12 326	–	–	513 958
Future Planning & Resilience: Management	493 029	41 230	8 767	–	–	543 026
Urban Waste Management: Management	538 204	354	8 767	–	–	547 326
Total Senior Managers of the Municipality	**6 396 147**	**555 104**	**195 034**	**–**	**–**	**7 146 285**
TOTAL COST OF COUNCILLOR, DIRECTOR and EXECUTIVE REMUNERATION	**35 259 409**	**555 104**	**3 712 876**	**–**	**–**	**39 527 389**

Monthly actual and targets for cash flow

Table SC30: Monthly Budget Statement - Actual and revised targets for cash receipts and cash flows

Description	Budget Year 2026/27												2026/27 Medium Term Revenue & Expenditure Framework		
R thousands	July Outcome	August Outcome	Sept Budget	October Budget	Nov Budget	Dec Budget	January Budget	Feb Budget	March Budget	April Budget	May Budget	June Budget	Budget Year 2026/27	Budget Year +1 2027/28	Budget Year +2 2028/29
Cash Receipts By Source															
Property rates	1 236 618	1 509 997	1 375 696	1 357 274	1 242 417	1 173 490	1 229 202	1 236 840	1 329 464	1 218 302	1 352 038	1 264 230	15 525 567	17 015 637	18 888 073
Service charges - Electricity revenue	1 959 927	2 273 479	2 352 252	2 242 676	1 991 100	2 147 991	1 887 605	1 845 350	1 844 931	1 791 748	1 926 197	2 177 378	24 440 633	25 988 657	27 643 716
Service charges - Water revenue	412 818	414 859	429 286	458 849	454 821	505 434	519 402	529 127	523 707	513 768	547 989	442 724	5 752 784	6 739 522	7 831 589
Service charges - Waste Water Management	226 788	229 134	223 509	244 381	277 426	260 315	268 478	270 576	302 250	232 200	248 260	197 561	2 980 876	3 497 843	4 022 576
Service charges - Waste Mangement	153 691	117 380	129 000	141 442	137 363	127 237	121 518	128 556	139 843	136 733	150 758	154 349	1 637 870	1 774 665	1 884 596
Rental of facilities and equipment	39 006	33 431	33 705	37 369	36 432	33 897	34 434	34 178	27 583	44 848	32 103	12 833	399 820	428 908	459 508
Interest earned - external investments	141 490	141 399	69 446	70 844	71 717	72 772	71 529	67 937	71 220	69 327	67 973	(72 287)	843 365	707 560	629 534
Interest earned - outstanding debtors	–	–	–	–	–	–	–	–	–	–	–	–	–	–	–
Dividends received	–	–	–	–	–	–	–	–	–	–	–	–	–	–	–
Fines, penalties and forfeits	28 524	29 960	35 427	34 922	37 556	36 995	32 163	32 911	36 194	32 098	35 489	36 152	408 390	454 592	444 719
Licences and permits	16 569	44 360	4 160	4 957	4 165	4 053	4 252	4 022	3 711	4 287	3 643	(48 069)	50 110	51 714	53 317
Agency services	–	–	25 835	25 835	25 835	25 835	25 835	25 835	25 835	25 835	25 835	77 506	310 022	323 339	324 828
Transfers and Subsidies - Operational	2 410 678	139 042	132 705	139 060	308 224	1 795 370	140 398	261 089	1 478 259	132 696	132 696	133 479	7 203 695	7 419 798	7 432 955
Other revenue	293 636	1 258 639	100 013	105 718	105 511	1 071 997	106 366	116 066	1 044 134	89 193	124 233	(249 199)	4 166 306	4 438 472	4 705 479
Cash Receipts by Source	**6 919 745**	**6 191 679**	**4 911 034**	**4 863 327**	**4 692 567**	**7 255 386**	**4 441 180**	**4 552 485**	**6 827 131**	**4 291 035**	**4 647 214**	**4 126 655**	**63 719 439**	**68 840 708**	**74 320 888**
Other Cash Flows by Source															
Transfers and subsidies - capital (monetary allocations) (National / Provincial and District)	1 239 394	8 163	15 721	53 116	1 479 830	15 721	16 029	851 339	961 462	15 721	15 721	(14 696)	4 657 521	3 395 466	3 023 127
Transfers and subsidies - capital (monetary allocations) (Nat / Prov Departm Agencies, Households, Non-profit Institutions, Private Enterprises, Public Corporatons, Higher Educ Institutions)	–	–	–	–	–	–	–	–	–	–	–	–	–	–	–
Proceeds on Disposal of Fixed and Intangible Assets	–	–	–	–	–	–	–	–	–	–	–	81 441	81 441	144 048	86 653
Short term loans	–	–	–	–	–	–	–	–	–	–	–	–	–	–	–
Borrowing long term/refinancing	–	–	–	–	–	3 500 000	–	–	–	–	1 122 480	377 520	5 000 000	6 000 000	6 000 000
Increase (decrease) in consumer deposits	–	–	–	–	–	–	–	–	–	–	–	24 008	24 008	22 205	22 242
VAT Control (receipts)	–	–	–	–	–	–	–	–	–	–	–	–	–	–	–
Decrease (increase) in non-current receivables	–	–	–	–	–	–	–	–	–	–	–	29	29	1	–
Decrease (increase) in non-current investments	–	–	–	–	–	–	–	–	–	–	–	(242 107)	(242 107)	(255 733)	(270 565)
Insurance Refund - Capital	–	–	–	–	–	–	–	–	–	–	–	–	–	–	–
Interest on Short Term Investment (Greater then 90 days) and Long Term Investments	–	–	–	–	–	–	–	–	–	–	–	–	–	–	–
Total Cash Receipts by Source	**8 159 140**	**6 199 842**	**4 926 755**	**4 916 443**	**6 172 397**	**10 771 107**	**4 457 208**	**5 403 825**	**7 788 593**	**4 306 756**	**5 785 415**	**4 352 850**	**73 240 331**	**78 146 695**	**83 182 345**

Table continues on next page.

Description	Budget Year 2026/27												2026/27 Medium Term Revenue & Expenditure Framework		
R thousands	July Outcome	August Outcome	Sept Budget	October Budget	Nov Budget	Dec Budget	January Budget	Feb Budget	March Budget	April Budget	May Budget	June Budget	Budget Year 2026/27	Budget Year +1 2027/28	Budget Year +2 2028/29
Cash Payments by Type															
Employee related costs	1 711 910	1 680 254	1 700 779	1 710 962	2 638 034	1 725 637	1 752 625	1 827 897	1 818 797	1 820 398	1 824 916	1 850 071	22 062 281	23 401 192	24 819 073
Remuneration of councillors	15 396	15 162	18 555	16 722	18 304	16 670	16 838	16 909	17 438	17 373	17 347	20 490	207 204	218 082	229 532
Finance Charges	7 628	2	9 234	96 429	84 839	366 098	5 085	–	6 813	90 905	77 992	562 676	1 307 701	1 703 879	2 208 904
Bulk purchases - Electricity	1 905 568	2 071 328	2 207 684	1 533 655	1 414 858	1 413 553	1 279 718	1 249 224	1 463 983	1 382 589	1 351 728	1 702 411	18 976 300	20 528 600	22 284 500
Acquisitions - water & other inventory	–	–	168 395	216 737	222 438	204 989	152 969	163 423	224 306	186 641	213 425	508 526	2 261 849	2 345 770	2 458 114
Contracted services	–	–	620 388	1 043 034	1 170 467	1 077 117	736 154	786 460	1 079 455	798 196	1 007 093	3 036 765	11 355 128	11 365 973	11 295 190
Transfers and subsidies - other municipalities	–	–	–	–	–	–	–	–	–	–	–	–	–	–	–
Transfers and subsidies - other	4 197	–	27 240	27 240	27 240	27 240	27 240	27 240	27 240	27 240	27 240	89 901	339 257	313 902	280 986
Other expenditure	2 939 448	1 135 472	287 249	369 712	379 435	434 961	260 936	278 767	382 621	318 373	364 061	(3 093 531)	4 057 503	4 328 889	4 506 383
Cash Payments by Type	**6 584 147**	**4 902 218**	**5 039 524**	**5 014 491**	**5 955 615**	**5 266 265**	**4 231 565**	**4 349 919**	**5 020 653**	**4 641 715**	**4 883 802**	**4 677 309**	**60 567 223**	**64 206 288**	**68 082 682**
Other Cash Flows/Payments by Type															
Capital assets	1 416 278	719 822	888 141	1 022 724	1 108 661	1 378 240	339 799	901 935	1 329 035	1 207 885	1 147 926	1 914 492	13 374 937	14 693 922	12 583 229
Retention (Capital)	–	–	–	–	–	–	–	–	–	–	–	–	–	–	–
Repayment of borrowing	50 000	–	79 481	70 533	139 699	249 133	50 000	–	79 481	70 533	139 699	365 800	1 294 359	1 486 193	1 643 899
Other Cash Flows/Payments	–	–	–	–	–	–	–	–	–	–	–	–	–	–	–
Total Cash Payments by Type	**8 050 425**	**5 622 040**	**6 007 145**	**6 107 748**	**7 203 974**	**6 893 638**	**4 621 364**	**5 251 855**	**6 429 169**	**5 920 133**	**6 171 426**	**6 957 601**	**75 236 518**	**80 386 403**	**82 309 810**
NET INCREASE/(DECREASE) IN CASH HELD	**108 715**	**577 802**	**(1 080 390)**	**(1 191 305)**	**(1 031 577)**	**3 877 469**	**(164 156)**	**151 970**	**1 359 424**	**(1 613 377)**	**(386 012)**	**(2 604 751)**	**(1 996 188)**	**(2 239 708)**	**872 535**
Cash/cash equivalents at the month/year beginning:	11 769 714	11 878 429	12 456 231	11 375 841	10 184 536	9 152 958	13 030 427	12 866 272	13 018 242	14 377 666	12 764 289	12 378 277	11 769 714	9 773 526	7 533 819
Cash/cash equivalents at the month/year end:	11 878 429	12 456 231	11 375 841	10 184 536	9 152 958	13 030 427	12 866 272	13 018 242	14 377 666	12 764 289	12 378 277	9 773 526	9 773 526	7 533 819	8 406 354

CONSOLIDATED IN-YEAR BUDGET STATEMENT TABLES

Consolidated Table C1 Monthly Budget Statement Summary

Description	2025/26	Budget Year 2026/27						
R thousands	Provisional Outcome	Original Budget	Adjusted Budget	YearTD actual	YearTD budget	YTD variance	YTD variance %	Full Year Forecast
Financial Performance								
Property rates	13 891 639	15 803 606	15 803 606	2 676 490	2 495 591	180 899	7.2%	15 804 158
Service charges	35 006 104	35 756 014	35 756 014	6 464 742	6 343 693	121 049	1.9%	35 869 695
Investment revenue	1 585 346	863 735	863 735	283 342	143 657	139 685	97.2%	862 700
Transfers and subsidies - Operational	7 421 585	7 194 666	7 203 695	2 312 653	2 320 398	(7 745)	-0.3%	7 198 695
Other own revenue	16 400 224	15 187 244	15 187 244	2 882 442	2 377 557	504 885	21.2%	15 304 531
Total Revenue (excluding capital transfers and contributions)	**74 304 898**	**74 805 266**	**74 814 296**	**14 619 670**	**13 680 896**	**938 773**	**6.9%**	**75 039 780**
Employee costs	21 202 879	22 303 984	22 303 919	3 170 130	3 407 405	(237 274)	-7.0%	21 918 440
Remuneration of Councillors	194 127	207 204	207 204	32 381	34 534	(2 153)	-6.2%	208 960
Depreciation, amortisation and impairment	3 986 197	4 255 419	4 255 419	701 016	705 196	(4 180)	-0.6%	4 255 420
Interest, Dividends and Rent on Land	1 017 808	1 259 045	1 252 486	160 934	201 586	(40 652)	-20.2%	1 840 340
Inventory consumed and bulk purchases	25 732 064	27 240 656	27 235 997	2 922 623	2 926 992	(4 369)	-0.1%	27 237 018
Transfers and subsidies	324 092	302 748	323 133	65 747	64 070	1 677	2.6%	284 638
Other expenditure	18 464 088	19 439 482	19 439 410	2 208 295	2 391 374	(183 078)	-7.7%	19 024 356
Total Expenditure	**70 921 255**	**75 008 539**	**75 017 568**	**9 261 127**	**9 731 157**	**(470 030)**	**-4.8%**	**74 769 172**
Surplus/(Deficit)	**3 383 644**	**(203 273)**	**(203 273)**	**5 358 543**	**3 949 739**	**1 408 803**	**35.7%**	**270 608**
Transfers and subsidies - capital (monetary allocations)	3 919 668	4 613 110	4 657 521	331 844	501 157	(169 313)	-33.8%	4 632 927
Transfers and subsidies - capital (in-kind)	1 929	–	–	–	–	–	-	–
Surplus/(Deficit) after capital transfers & contributions	**7 305 241**	**4 409 837**	**4 454 248**	**5 690 387**	**4 450 896**	**1 239 491**	**27.8%**	**4 903 535**
Share of surplus/ (deficit) of associate	–	–	–	–	–	–	-	–
Surplus/ (Deficit) for the year	**7 305 241**	**4 409 837**	**4 454 248**	**5 690 387**	**4 450 896**	**1 239 491**	**27.8%**	**4 903 535**
Capital expenditure & funds sources								
Capital expenditure	**12 309 595**	**13 151 455**	**13 447 054**	**1 129 686**	**1 311 525**	**(181 839)**	**-13.9%**	**12 964 708**
Capital transfers recognised	3 878 808	4 613 110	4 657 521	331 844	463 703	(131 859)	-28.4%	4 645 653
Borrowing	4 532 841	5 000 000	5 000 000	353 924	396 227	(42 303)	-10.7%	4 810 277
Internally generated funds	**3 897 946**	**3 538 346**	**3 789 533**	**443 917**	**451 595**	**(7 678)**	**-1.7%**	**3 508 778**
Total sources of capital funds	**12 309 595**	**13 151 455**	**13 447 054**	**1 129 686**	**1 311 525**	**(181 839)**	**-13.9%**	**12 964 708**
Financial position								
Total current assets	25 307 950	23 660 644	23 994 154	25 558 010				23 994 154
Total non current assets	87 443 292	95 936 463	96 232 062	88 319 516				96 232 062
Total current liabilities	15 221 144	16 378 380	16 963 078	11 221 894				16 963 078
Total non current liabilities	16 479 857	20 550 193	20 550 193	16 583 050				20 550 193
Community wealth/Equity	**81 050 241**	**82 668 534**	**82 712 945**	**86 072 582**				**82 712 945**
Cash flows								
Net cash from (used) operating	11 766 749	7 875 365	7 923 224	2 827 633	2 455 764	(371 868)	-15.1%	7 923 224
Net cash from (used) investing	(13 007 677)	(13 312 092)	(13 607 690)	(2 138 557)	(2 317 211)	(178 654)	7.7%	(13 607 690)
Net cash from (used) financing	2 469 373	3 732 202	3 732 202	(20 831)	(49 363)	(28 532)	57.8%	3 732 202
Cash/cash equivalents at the month/year end	**12 085 351**	**7 955 406**	**7 707 666**	**12 753 596**	**9 749 120**	**(3 004 476)**	**-30.8%**	**7 707 666**

Consolidated Table C2 Monthly Budget Statement - Financial Performance (standard classification)

Description	2025/26	Budget Year 2026/27						
R thousands	Provisional Outcome	Original Budget	Adjusted Budget	YearTD actual	YearTD budget	YTD variance	YTD variance %	Full Year Forecast
Revenue - Functional								
Governance and administration	***22 555 634***	***23 422 208***	***23 422 208***	***5 052 273***	***4 688 603***	***363 670***	***7.8%***	***23 423 505***
Executive and council	1 931	11 296	11 296	35	54	(19)	-34.4%	11 296
Finance and administration	22 553 703	23 410 909	23 410 909	5 052 237	4 688 548	363 689	7.8%	23 412 205
Internal audit	0	4	4	0	1	(1)	-83.6%	4
Community and public safety	***5 246 264***	***4 634 912***	***4 634 912***	***875 582***	***777 578***	***98 004***	***12.6%***	***4 626 828***
Community and social services	149 489	118 415	118 415	42 089	21 441	20 648	96.3%	118 451
Sport and recreation	94 316	114 819	114 819	28 557	13 027	15 531	119.2%	106 699
Public safety	2 807 832	2 373 185	2 373 185	468 251	325 872	142 379	43.7%	2 373 185
Housing	1 762 607	1 697 972	1 697 972	283 469	375 163	(91 694)	-24.4%	1 697 972
Health	432 019	330 520	330 520	53 216	42 076	11 141	26.5%	330 520
Economic and environmental services	***3 937 769***	***4 042 060***	***4 086 087***	***491 227***	***452 666***	***38 562***	***8.5%***	***4 072 258***
Planning and development	779 874	696 572	696 572	131 788	122 173	9 615	7.9%	696 572
Road transport	3 106 989	3 321 779	3 365 806	355 067	327 755	27 312	8.3%	3 351 977
Environmental protection	50 905	23 709	23 709	4 372	2 738	1 634	59.7%	23 709
Trading services	***45 986 287***	***46 826 057***	***46 835 470***	***8 484 638***	***8 211 855***	***272 783***	***3.3%***	***47 056 977***
Energy sources	25 194 208	25 704 632	25 705 562	5 130 469	4 904 702	225 767	4.6%	25 925 968
Water management	13 129 899	13 876 929	13 876 929	1 783 761	1 753 375	30 385	1.7%	13 877 421
Waste water management	4 642 974	4 706 310	4 714 794	963 980	944 485	19 495	2.1%	4 714 811
Waste management	3 019 206	2 538 185	2 538 185	606 428	609 292	(2 864)	-0.5%	2 538 777
Other	***500 542***	***493 139***	***493 139***	***47 794***	***51 353***	***(3 558)***	***-6.9%***	***493 139***
Total Revenue - Functional	**78 226 496**	**79 418 376**	**79 471 817**	**14 951 514**	**14 182 053**	**769 461**	**5.4%**	**79 672 707**
Expenditure - Functional								
Governance and administration	***11 297 690***	***4 746 342***	***4 740 500***	***708 967***	***720 374***	***(11 407)***	***-1.6%***	***4 658 226***
Executive and council	581 453	219 532	219 833	23 825	32 941	(9 116)	-27.7%	219 791
Finance and administration	10 643 505	4 522 874	4 516 730	685 152	686 334	(1 182)	-0.2%	4 434 499
Internal audit	72 732	3 936	3 936	(10)	1 099	(1 109)	-100.9%	3 936
Community and public safety	***12 296 413***	***15 156 922***	***15 163 165***	***2 088 454***	***2 314 020***	***(225 567)***	***-9.7%***	***15 102 074***
Community and social services	1 290 343	1 938 804	1 945 248	258 990	293 984	(34 994)	-11.9%	1 892 735
Sport and recreation	1 931 753	2 712 802	2 712 132	341 159	390 456	(49 297)	-12.6%	2 656 383
Public safety	5 205 770	6 277 014	6 277 014	879 130	965 608	(86 478)	-9.0%	6 244 135
Housing	2 161 923	2 723 486	2 723 358	378 952	430 589	(51 637)	-12.0%	2 863 486
Health	1 706 623	1 504 815	1 505 413	230 223	233 384	(3 161)	-1.4%	1 445 335
Economic and environmental services	***7 824 694***	***8 816 041***	***8 815 785***	***1 096 857***	***1 169 223***	***(72 366)***	***-6.2%***	***8 850 102***
Planning and development	1 993 725	2 267 796	2 267 540	283 122	322 359	(39 237)	-12.2%	2 273 211
Road transport	5 344 889	5 956 140	5 956 140	722 295	748 249	(25 954)	-3.5%	5 992 966
Environmental protection	486 080	592 106	592 106	91 440	98 615	(7 175)	-7.3%	583 925
Trading services	***39 075 448***	***45 688 417***	***45 697 302***	***5 269 187***	***5 432 436***	***(163 249)***	***-3.0%***	***45 556 476***
Energy sources	22 816 025	25 066 725	25 067 271	2 991 602	3 041 257	(49 655)	-1.6%	24 927 610
Water management	10 229 013	11 940 176	11 940 485	1 321 887	1 298 845	23 042	1.8%	11 935 917
Waste water management	4 200 410	6 301 557	6 309 587	739 278	824 557	(85 279)	-10.3%	6 312 990
Waste management	1 830 000	2 379 958	2 379 958	216 420	267 778	(51 357)	-19.2%	2 379 958
Other	***505 163***	***638 954***	***638 954***	***86 227***	***97 826***	***(11 599)***	***-11.9%***	***602 294***
Total Expenditure - Functional	**70 999 408**	**75 046 676**	**75 055 706**	**9 249 692**	**9 733 880**	**(484 188)**	**-5.0%**	**74 769 172**
Surplus/ (Deficit) for the year	**7 227 088**	**4 371 700**	**4 416 111**	**5 701 822**	**4 448 173**	**1 253 649**	**28.2%**	**4 903 535**

Consolidated Table C3 Monthly Budget Statement - Financial Performance (revenue and expenditure by municipal vote)

Vote Description	2025/26	Budget Year 2026/27						
R thousands	Provisional Outcome	Original Budget	Adjusted Budget	YearTD actual	YearTD budget	YTD variance	YTD variance %	Full Year Forecast
Revenue by Vote								
Vote 1 - Community Services & Health	978 581	961 401	961 401	191 236	168 386	22 849	13.6%	961 401
Vote 2 - Corporate Services	113 428	99 125	99 125	12 017	12 758	(740)	-5.8%	99 125
Vote 3 - Economic Growth	559 876	399 987	399 987	53 875	62 960	(9 085)	-14.4%	400 373
Vote 4 - Energy	24 951 890	25 452 566	25 453 495	5 025 441	4 799 675	225 767	4.7%	25 673 902
Vote 5 - Finance	21 396 724	22 477 801	22 477 801	4 970 422	4 591 510	378 912	8.3%	22 470 644
Vote 6 - Future Planning & Resilience	73 990	90 482	90 482	12 911	8 599	4 313	50.2%	90 482
Vote 7 - Human Settlements	1 789 278	1 723 856	1 723 856	286 820	377 512	(90 691)	-24.0%	1 723 856
Vote 8 - Office of the City Manager	3 605	15 488	15 488	750	21	729	3469.1%	15 489
Vote 9 - Safety & Security	2 860 370	2 427 957	2 427 957	495 952	335 130	160 821	48.0%	2 427 957
Vote 10 - Spatial Planning & Environment	774 287	694 988	694 988	135 570	122 132	13 439	11.0%	694 988
Vote 11 - Urban Mobility	3 274 685	3 338 001	3 382 029	352 984	326 248	26 736	8.2%	3 368 199
Vote 12 - Urban Waste Management	3 044 730	2 538 186	2 538 186	606 428	609 292	(2 864)	-0.5%	2 538 777
Vote 13 - Water & Sanitation	17 798 311	18 583 200	18 591 683	2 747 738	2 697 854	49 885	1.8%	18 592 175
Vote 14 - Vote 14 - Cape Town International Convention Centre	500 531	491 814	491 814	46 048	51 115	(5 067)	-9.9%	491 814
Vote 15 - Vote 15 - Cape Town Stadium	106 209	123 525	123 525	13 320	18 862	(5 542)	-29.4%	123 525
Total Revenue by Vote	**78 226 496**	**79 418 376**	**79 471 817**	**14 951 514**	**14 182 053**	**769 461**	**5.4%**	**79 672 707**
Expenditure by Vote								
Vote 1 - Community Services & Health	4 799 476	5 182 703	5 182 703	633 426	692 338	(58 912)	-8.5%	4 937 777
Vote 2 - Corporate Services	4 162 669	4 519 107	4 519 107	755 800	786 561	(30 762)	-3.9%	4 519 107
Vote 3 - Economic Growth	754 323	783 369	783 369	114 152	126 728	(12 575)	-9.9%	783 369
Vote 4 - Energy	21 266 956	23 110 226	23 110 771	2 688 326	2 745 897	(57 571)	-2.1%	22 971 111
Vote 5 - Finance	4 070 934	4 501 857	4 501 857	714 059	792 899	(78 839)	-9.9%	4 495 268
Vote 6 - Future Planning & Resilience	620 715	674 644	674 644	90 399	92 865	(2 466)	-2.7%	674 644
Vote 7 - Human Settlements	1 869 829	1 770 371	1 770 371	237 982	276 014	(38 032)	-13.8%	1 913 213
Vote 8 - Office of the City Manager	545 005	578 336	578 336	74 025	82 362	(8 337)	-10.1%	578 336
Vote 9 - Safety & Security	6 812 460	6 833 896	6 833 896	969 880	981 617	(11 737)	-1.2%	6 833 833
Vote 10 - Spatial Planning & Environment	1 892 934	2 017 245	2 017 245	250 123	289 355	(39 233)	-13.6%	2 017 245
Vote 11 - Urban Mobility	4 721 213	4 815 037	4 815 037	520 203	553 763	(33 560)	-6.1%	4 815 037
Vote 12 - Urban Waste Management	4 075 766	4 068 730	4 068 730	506 783	545 891	(39 108)	-7.2%	4 068 730
Vote 13 - Water & Sanitation	14 884 638	15 618 633	15 627 117	1 622 717	1 685 269	(62 552)	-3.7%	15 627 117
Vote 14 - Vote 14 - Cape Town International Convention Centre	416 901	448 999	448 999	58 498	66 667	(8 169)	-12.3%	410 862
Vote 15 - Vote 15 - Cape Town Stadium	105 589	123 525	123 525	13 320	15 610	(2 291)	-14.7%	123 525
Total Expenditure by Vote	**70 999 408**	**75 046 676**	**75 055 706**	**9 249 692**	**9 733 837**	**(484 145)**	**-5.0%**	**74 769 172**
Surplus/ (Deficit) for the year	**7 227 088**	**4 371 700**	**4 416 111**	**5 701 822**	**4 448 217**	**1 253 606**	**28.2%**	**4 903 535**

Consolidated Table C4 Monthly Budget Statement - Financial Performance (revenue and expenditure)

Description	2025/26	Budget Year 2026/27						
R thousands	Provisional Outcome	Original Budget	Adjusted Budget	YearTD actual	YearTD budget	YTD variance	YTD variance %	Full Year Forecast
Revenue								
Exchange Revenue								
Service charges - Electricity	24 412 297	24 636 571	24 636 571	4 782 371	4 646 198	136 172	2.9%	24 749 760
Service charges - Water	5 933 423	6 237 287	6 237 287	921 651	924 348	(2 697)	-0.3%	6 237 780
Service charges - Waste Water Management	3 066 926	3 170 976	3 170 976	486 186	484 080	2 105	0.4%	3 170 976
Service charges - Waste management	1 593 458	1 711 180	1 711 180	274 535	289 067	(14 532)	-5.0%	1 711 180
Sale of Goods and Rendering of Services	789 415	757 211	757 211	170 600	127 281	43 318	34.0%	797 508
Agency services	302 814	310 022	310 022	44 257	51 670	(7 414)	-14.3%	310 022
Interest	–	–	–	–	–	–	-	1 035
Interest earned from Receivables	336 403	340 218	340 218	218 400	55 731	162 669	291.9%	340 263
Interest from Current and Non Current Assets	1 585 346	863 735	863 735	283 342	143 657	139 685	97.2%	862 700
Dividends	3 807	–	–	–	–	–	-	–
Rent on Land	–	–	–	–	–	–	-	–
Rental from Fixed Assets	800 619	853 597	853 597	121 740	128 012	(6 272)	-4.9%	853 597
Licence and permits	999	572	572	178	95	82	86.3%	572
Special rating levies	481 958	521 067	521 067	93 224	86 844	6 379	7.3%	521 067
Construction Contract Revenue	–	–	–	–	–	–	-	–
Development Charges	337 175	215 974	215 974	163 118	28 687	134 431	468.6%	274 496
Operational Revenue	514 910	426 225	426 225	57 457	54 117	3 340	6.2%	440 904
Non-Exchange Revenue								
Property rates	13 891 639	15 803 606	15 803 606	2 676 490	2 495 591	180 899	7.2%	15 804 158
Surcharges and Taxes	–	–	–	–	–	–	-	–
Fines, penalties and forfeits	2 361 317	1 908 390	1 908 390	452 392	313 807	138 585	44.2%	1 908 670
Licence and permits	45 858	49 538	49 538	10 865	7 827	3 037	38.8%	49 538
Transfers and subsidies - Operational	7 421 585	7 194 666	7 203 695	2 312 653	2 320 398	(7 745)	-0.3%	7 198 695
Interest	129 211	103 530	103 530	56 787	17 255	39 532	229.1%	103 530
Fuel Levy	2 851 776	3 004 725	3 004 725	1 001 575	1 001 575	–	-	3 004 725
Operational Revenue	766 107	–	–	335	–	335	100.0%	2 428
Gains on disposal of Fixed and Intangible Assets	213 751	81 441	81 441	–	966	(966)	-100.0%	81 441
Other Gains	6 464 105	6 614 734	6 614 734	491 515	503 689	(12 173)	-2.4%	6 614 734
Discontinued Operations	–	–	–	–	–	–	-	–
Total Revenue (excluding capital transfers and contributions)	**74 304 898**	**74 805 266**	**74 814 296**	**14 619 670**	**13 680 896**	**938 773**	**6.9%**	**75 039 780**
Expenditure By Type								
Employee related costs	21 202 879	22 303 984	22 303 919	3 170 130	3 407 405	(237 274)	-7.0%	21 918 440
Remuneration of councillors	194 127	207 204	207 204	32 381	34 534	(2 153)	-6.2%	208 960
Bulk purchases - electricity	17 800 577	18 976 300	18 976 300	2 155 945	2 162 379	(6 434)	-0.3%	18 976 300
Inventory consumed	7 931 488	8 264 356	8 259 697	766 678	764 613	2 065	0.3%	8 260 718
Debt impairment	762 342	2 622 547	2 622 547	494 370	447 474	46 896	10.5%	2 622 213
Depreciation, amortisation and impairment	3 986 197	4 255 419	4 255 419	701 016	705 196	(4 180)	-0.6%	4 255 420
Interest, Dividends and Rent on Land	1 017 808	1 259 045	1 252 486	160 934	201 586	(40 652)	-20.2%	1 840 340
Contracted services	11 291 674	11 480 417	11 465 880	875 938	975 601	(99 662)	-10.2%	11 050 030
Transfers and subsidies	324 092	302 748	323 133	65 747	64 070	1 677	2.6%	284 638
Irrecoverable debts written off	2 181 192	863 145	863 145	86 851	133 455	(46 603)	-34.9%	863 479
Operational costs	3 689 753	3 950 078	3 964 543	715 653	793 913	(78 261)	-9.9%	3 964 556
Disposal of Fixed and Intangible Assets	40 896	2 551	2 551	0	126	(125)	-99.7%	2 551
Other Losses	498 232	520 744	520 744	35 482	40 805	(5 323)	-13.0%	521 528
Total Expenditure	**70 921 255**	**75 008 539**	**75 017 568**	**9 261 127**	**9 731 157**	**(470 030)**	**-4.8%**	**74 769 172**
Surplus/(Deficit)	**3 383 644**	**(203 273)**	**(203 273)**	**5 358 543**	**3 949 739**	**1 408 803**	**35.7%**	**270 608**
Transfers and subsidies - capital (monetary allocations)	3 919 668	4 613 110	4 657 521	331 844	501 157	(169 313)	-33.8%	4 632 927
Transfers and subsidies - capital (in-kind)	1 929	–	–	–	–	–	-	–
Surplus/(Deficit) after capital transfers & contributions	**7 305 241**	**4 409 837**	**4 454 248**	**5 690 387**	**4 450 896**			**4 903 535**
Income Tax	44 654	22 059	22 059	(6 449)	–			22 059
Surplus/(Deficit) after income tax	**7 260 587**	**4 387 778**	**4 432 189**	**5 696 836**	**4 450 896**			**4 881 475**
Share of Surplus/Deficit attributable to Joint Venture	–	–	–	–	–			–
Share of Surplus/Deficit attributable to Minorities	(33 499)	(16 078)	(16 078)	(4 987)	2 680			(16 078)
Surplus/(Deficit) attributable to municipality	**7 227 088**	**4 371 700**	**4 416 111**	**5 691 849**	**4 453 576**			**4 865 397**
Share of Surplus/Deficit attributable to Associate	–	–	–	–	–			–
Intercompany/Parent subsidiary transactions	–	–	–	–	–			–
Intercompany/Parent subsidiary transactions	**7 227 088**	**4 371 700**	**4 416 111**	**5 691 849**	**4 453 576**			**4 865 397**

Consolidated Table C5 Monthly Budget Statement - Capital Expenditure (municipal vote, standard classification and funding)

Vote Description	2025/26	Budget Year 2026/27						
R thousands	Provisional Outcome	Original Budget	Adjusted Budget	YearTD actual	YearTD budget	YTD variance	YTD variance %	Full Year Forecast
Multi-Year expenditure appropriation								
Vote 1 - Community Services & Health	315 103	376 209	389 404	26 148	41 580	(15 432)	-37.1%	381 109
Vote 2 - Corporate Services	706 252	642 101	665 178	128 522	111 851	16 671	14.9%	659 476
Vote 3 - Economic Growth	123 067	84 703	97 851	1 285	3 036	(1 752)	-57.7%	96 149
Vote 4 - Energy	1 293 050	1 521 424	1 561 238	179 509	201 874	(22 365)	-11.1%	1 521 627
Vote 5 - Finance	121 466	27 661	28 257	8 447	2 331	6 116	262.4%	28 060
Vote 6 - Future Planning & Resilience	20 835	14 766	15 724	4 443	4 412	30	0.7%	15 574
Vote 7 - Human Settlements	1 342 339	966 583	966 583	108 701	133 906	(25 205)	-18.8%	968 583
Vote 8 - Office of the City Manager	18 203	3 434	3 584	1 313	389	924	237.8%	3 533
Vote 9 - Safety & Security	425 530	207 259	207 825	11 362	21 634	(10 272)	-47.5%	207 800
Vote 10 - Spatial Planning & Environment	418 498	309 756	339 475	43 210	47 543	(4 333)	-9.1%	320 824
Vote 11 - Urban Mobility	2 525 117	3 057 544	3 214 412	191 374	232 956	(41 582)	-17.8%	3 081 609
Vote 12 - Urban Waste Management	427 938	488 176	494 157	65 755	80 781	(15 026)	-18.6%	479 157
Vote 13 - Water & Sanitation	4 498 038	5 386 924	5 391 250	357 160	417 213	(60 053)	-14.4%	5 129 090
Vote 14 - Vote 14 - Cape Town International Convention Centre	74 158	64 915	72 117	2 457	12 019	(9 562)	-79.56%	72 117
Vote 15 - Vote 15 - Cape Town Stadium	–	–	–	–	–	–	-	–
Total Capital Multi-year expenditure	**12 309 595**	**13 151 455**	**13 447 054**	**1 129 686**	**1 311 525**	**(181 839)**	**-13.9%**	**12 964 708**
Capital Expenditure - Functional Classification								
Governance and administration	**1 103 528**	**927 540**	**946 396**	**160 895**	**146 567**	**14 328**	**9.8%**	**884 546**
Executive and council	28 419	2 012	4 254	227	355	(128)	-36.0%	4 083
Finance and administration	1 075 102	924 738	941 351	160 615	146 212	14 403	9.9%	879 672
Internal audit	7	791	791	53	–	53	100.0%	791
Community and public safety	**2 052 584**	**1 420 965**	**1 444 426**	**130 780**	**174 588**	**(43 808)**	**-25.1%**	**1 443 653**
Community and social services	141 576	181 981	187 177	14 697	20 869	(6 173)	-29.6%	186 032
Sport and recreation	252 504	182 665	194 431	5 369	14 049	(8 680)	-61.8%	192 830
Public safety	318 745	89 249	95 579	4 922	10 394	(5 472)	-52.6%	95 552
Housing	1 327 118	944 105	944 105	104 444	126 022	(21 578)	-17.1%	946 105
Health	12 641	22 965	23 134	1 348	3 253	(1 906)	-58.6%	23 134
Economic and environmental services	**2 868 227**	**3 346 663**	**3 542 622**	**235 433**	**281 503**	**(46 071)**	**-16.4%**	**3 439 671**
Planning and development	208 026	127 412	153 632	11 156	20 122	(8 966)	-44.6%	153 482
Road transport	2 360 217	2 987 804	3 145 735	191 374	230 956	(39 582)	-17.1%	3 059 485
Environmental protection	299 983	231 447	243 255	32 902	30 425	2 478	8.1%	226 704
Trading services	**6 207 599**	**7 389 137**	**7 439 258**	**599 216**	**696 847**	**(97 631)**	**-14.0%**	**7 122 487**
Energy sources	1 293 050	1 521 424	1 561 238	179 509	201 874	(22 365)	-11.1%	1 521 627
Water management	1 504 953	2 110 326	2 120 531	111 376	154 622	(43 246)	-28.0%	2 034 707
Waste water management	2 993 085	3 276 598	3 270 719	245 784	262 591	(16 806)	-6.4%	3 094 383
Waste management	416 511	480 788	486 770	62 546	77 760	(15 214)	-19.6%	471 770
Other	**77 657**	**67 150**	**74 352**	**3 363**	**12 019**	**(8 657)**	**-72.0%**	**74 352**
Total Capital Expenditure - Functional Classification	**12 309 595**	**13 151 455**	**13 447 054**	**1 129 686**	**1 311 525**	**(181 839)**	**-13.9%**	**12 964 708**
Funded by:								
National Government	3 810 049	4 468 869	4 468 869	308 556	449 559	(141 002)	-31.4%	4 470 831
Provincial Government	10 690	8 779	8 779	6 017	3 000	3 017	100.6%	8 779
Transfers and subsidies - capital (monetary allocations) (Nat / Prov Departm Agencies, Households, Non-profit Institutions, Private Enterprises, Public Corporatons, Higher Educ Institutions)	58 069	135 461	179 872	17 271	11 144	6 126	55.0%	166 043
Transfers recognised - capital	**3 878 808**	**4 613 110**	**4 657 521**	**331 844**	**463 703**	**(131 859)**	**-28.4%**	**4 645 653**
Borrowing	4 532 841	5 000 000	5 000 000	353 924	396 227	(42 303)	-10.7%	4 810 277
Internally generated funds	3 897 946	3 538 346	3 789 533	443 917	451 595	(7 678)	-1.7%	3 508 778
Total Capital Funding	**12 309 595**	**13 151 455**	**13 447 054**	**1 129 686**	**1 311 525**	**(181 839)**	**-13.9%**	**12 964 708**

Consolidated Table C6 Monthly Budget Statement - Financial Position

Description	2025/26	Budget Year 2026/27			
R thousands	Provisional Outcome	Original Budget	Adjusted Budget	YearTD actual	Full Year Forecast
ASSETS					
Current assets					
Cash and cash equivalents	12 085 352	7 955 406	7 707 666	11 824 040	7 707 666
Short term Investments	3 051 747	3 178 780	3 178 780	3 151 747	3 178 780
Trade and other receivables from exchange transactions	5 618 700	4 681 829	4 681 829	6 496 450	4 681 829
Receivables from non-exchange transactions	3 429 833	6 779 263	7 360 513	3 647 768	7 360 513
Current portion of non-current receivables	5 827	6 124	6 124	5 328	6 124
Inventory	456 142	573 518	573 518	409 761	573 518
VAT Receivable	660 350	485 725	485 725	22 917	485 725
Other current assets	–	–	–	–	–
Total current assets	**25 307 950**	**23 660 644**	**23 994 154**	**25 558 010**	**23 994 154**
Non current assets					
Investments	6 191 042	4 409 188	4 409 188	6 632 149	4 409 188
Investment property	570 991	569 353	569 353	570 991	569 353
Property, plant and equipment	79 182 446	89 892 094	90 181 302	79 611 116	90 181 302
Biological assets	–	–	–	–	–
Living resources	845	586	586	845	586
Heritage assets	10 322	15 908	15 940	10 322	15 940
Intangible assets	955 149	797 985	804 344	955 149	804 344
Trade and other receivables from exchange transactions	–	–	–	–	–
Non-current receivables from non-exchange transactions	190 401	187 333	187 333	190 399	187 333
Other non-current assets	342 096	64 016	64 016	348 545	64 016
Total non current assets	**87 443 292**	**95 936 463**	**96 232 062**	**88 319 516**	**96 232 062**
TOTAL ASSETS	**112 751 242**	**119 597 107**	**120 226 216**	**113 877 526**	**120 226 216**
LIABILITIES					
Current liabilities					
Bank overdraft	–	–	–	–	–
Financial liabilities	971 358	1 329 412	1 329 412	971 358	1 329 412
Consumer deposits	763 117	697 213	697 213	727 515	697 213
Trade and other payables from exchange transactions	10 123 048	10 552 141	11 136 839	4 373 685	11 136 839
Trade and other payables from non-exchange transactions	654 149	1 141 121	1 141 121	2 391 612	1 141 121
Provision	2 288 242	2 183 578	2 183 578	2 269 846	2 183 578
VAT Payable	421 230	474 915	474 915	487 876	474 915
Other current liabilities	–	–	–	–	–
Total current liabilities	**15 221 144**	**16 378 380**	**16 963 078**	**11 221 894**	**16 963 078**
Non current liabilities					
Financial liabilities	8 709 335	13 372 008	13 372 008	8 812 476	13 372 008
Provision	7 770 522	7 178 185	7 178 185	7 770 575	7 178 185
Long term portion of trade payables	–	–	–	–	–
Other non-current liabilities	–	–	–	–	–
Total non current liabilities	**16 479 857**	**20 550 193**	**20 550 193**	**16 583 050**	**20 550 193**
TOTAL LIABILITIES	**31 701 001**	**36 928 573**	**37 513 271**	**27 804 944**	**37 513 271**
NET ASSETS	**81 050 241**	**82 668 534**	**82 712 945**	**86 072 582**	**82 712 945**
COMMUNITY WEALTH/EQUITY					
Accumulated surplus/(deficit)	73 150 833	75 673 738	75 792 874	77 843 044	75 792 874
Reserves and funds	7 899 408	6 994 796	6 920 071	8 229 538	6 920 071
Other	–	–	–	–	–
TOTAL COMMUNITY WEALTH/EQUITY	**81 050 241**	**82 668 534**	**82 712 945**	**86 072 582**	**82 712 945**

Consolidated Table C7 Monthly Budget Statement - Cash Flow

Description	2025/26	Budget Year 2026/27						
R thousands	Provisional Outcome	Original Budget	Adjusted Budget	YearTD actual	YearTD budget	YTD variance	YTD variance %	Full Year Forecast
CASH FLOW FROM OPERATING ACTIVITIES								
Receipts								
Property rates	14 127 876	15 518 508	15 518 508	2 745 127	2 701 189	43 938	1.6%	15 518 508
Service charges	34 880 324	34 753 357	34 753 357	5 782 034	6 099 690	(317 655)	-5.2%	34 753 357
Other revenue	5 474 339	5 850 060	5 850 060	1 812 065	1 473 013	339 052	23.0%	5 850 060
Transfers and Subsidies - Operational	7 406 593	7 194 666	7 203 695	2 561 404	2 549 720	11 684	0.5%	7 203 695
Transfers and Subsidies - Capital	4 150 858	4 613 110	4 657 521	1 247 557	1 217 923	29 634	2.4%	4 657 521
Interest	1 770 256	862 700	862 700	286 861	145 426	141 434	97.3%	862 700
Dividends	–	–	–	–	–	–	-	–
Payments								
Suppliers and employees	(54 828 815)	(59 270 078)	(59 275 660)	(11 595 588)	(11 669 090)	(73 501)	0.6%	(59 275 660)
Finance charges	(918 229)	(1 307 701)	(1 307 701)	(7 630)	(7 628)	2	0.0%	(1 307 701)
Transfers and Subsidies	(296 453)	(339 257)	(339 257)	(4 197)	(54 480)	(50 282)	92.3%	(339 257)
NET CASH FROM/(USED) OPERATING ACTIVITIES	**11 766 749**	**7 875 365**	**7 923 224**	**2 827 633**	**2 455 764**	**(371 868)**	**-15.1%**	**7 923 224**
CASH FLOWS FROM INVESTING ACTIVITIES								
Receipts								
Proceeds on disposal of PPE	265 710	81 441	81 441	–	–	–	-	81 441
Decrease (increase) in non-current receivables	64	29	29	–	–	–	-	29
Decrease (increase) in non-current investments	(1 578 464)	(242 107)	(242 107)	–	–	–	-	(242 107)
Insurance Refund - Capital	–	–	–	–	–	–	-	–
Interest on Short Term Investment (Greater then 90 days) and Long Term Investments	–	–	–	–	–	–	-	–
Payments								
Capital assets	(11 694 987)	(13 151 455)	(13 447 054)	(2 138 557)	(2 317 211)	(178 654)	7.7%	(13 447 054)
Retention (Capital)	–	–	–	–	–	–	-	–
NET CASH FROM/(USED) INVESTING ACTIVITIES	**(13 007 677)**	**(13 312 092)**	**(13 607 690)**	**(2 138 557)**	**(2 317 211)**	**(178 654)**	**7.7%**	**(13 607 690)**
CASH FLOWS FROM FINANCING ACTIVITIES								
Receipts								
Short term loans	–	–	–	–	–	–	-	–
Borrowing long term/refinancing	3 548 320	5 000 000	5 000 000	–	–	–	-	5 000 000
Increase (decrease) in consumer deposits	3 327	26 561	26 561	29 169	637	28 532	4479.1%	26 561
Payments								
Repayment of borrowing	(1 082 274)	(1 294 359)	(1 294 359)	(50 000)	(50 000)	–	-	(1 294 359)
NET CASH FROM/(USED) FINANCING ACTIVITIES	**2 469 373**	**3 732 202**	**3 732 202**	**(20 831)**	**(49 363)**	**(28 532)**	**57.8%**	**3 732 202**
NET INCREASE/ (DECREASE) IN CASH HELD	**1 228 444**	**(1 704 524)**	**(1 952 264)**	**668 245**	**89 190**			**(1 952 264)**
Cash/cash equivalents at beginning:	10 856 907	9 659 930	9 659 930	12 085 351	9 659 930			9 659 930
Cash/cash equivalents at month/year end:	12 085 351	7 955 406	7 707 666	12 753 596	9 749 120			7 707 666

IN-YEAR BUDGET STATEMENT TABLES: MUNICIPAL ENTITY - CAPE TOWN INTERNATIONAL CONVENTION CENTRE

Executive Summary

The Company hosted 38 events and reflects a deficit of R17,4 million for the year-to-date.

Table F1 Monthly Budget Statement Summary

Description	2025/26	Budget Year 2026/27						
R thousands	Provisional Outcome	Original Budget	Adjusted Budget	YearTD actual	YearTD budget	YTD variance	YTD variance %	Full Year Forecast
Financial Performance								
Property rates	–	–	–	–	–	–	-	–
Service charges	–	–	–	–	–	–	-	–
Investment revenue	22 840	19 336	19 336	3 735	2 924	811	27.8%	19 336
Transfers recognised - operational	–	–	–	–	–	–	-	–
Other own revenue	477 691	472 478	472 478	42 313	48 192	(5 878)	-12.2%	472 478
Total Revenue (excluding capital transfers and contributions)	**500 531**	**491 814**	**491 814**	**46 048**	**51 115**	**(5 067)**	**-9.9%**	**491 814**
Employee costs	114 364	118 937	118 937	21 148	20 462	687	3.4%	118 937
Remuneration of Board Members	821	1 093	1 093	–	–	–	-	1 093
Depreciation, amortisation and impairment	(16 990)	31 378	31 378	10 860	8 876	1 983	22.3%	31 378
Interest	–	–	–	–	–	–	-	–
Inventory consumed and bulk purchases	63 499	66 194	66 194	7 333	7 032	301	4.3%	66 194
Transfers and grants	2 991	2 991	2 991	499	499	–	-	2 991
Other expenditure	174 064	190 269	190 269	30 094	31 532	(1 438)	-4.6%	190 269
Total Expenditure	**338 748**	**410 862**	**410 862**	**69 933**	**68 401**	**1 532**	**2.2%**	**410 862**
Surplus/(Deficit)	**161 783**	**80 952**	**80 952**	**(23 884)**	**(17 285)**	**(6 599)**	**38.2%**	**80 952**
Transfers and subsidies - capital (monetary allocations)	–	–	–	–	–	–	-	–
Transfers and subsidies - capital (in-kind)	–	–	–	–	–	–	-	–
Surplus/(Deficit) after capital transfers & contributions	**161 783**	**80 952**	**80 952**	**(23 884)**	**(17 285)**	**(6 599)**	**38.2%**	**80 952**
Income Tax	44 654	22 059	22 059	(6 449)	(4 710)	(1 739)	36.9%	22 059
Surplus/ (Deficit) for the year	**117 128**	**58 893**	**58 893**	**(17 436)**	**(12 575)**	**(4 861)**	**38.7%**	**58 893**
Capital expenditure & funds sources								
Capital expenditure	**74 158**	**64 915**	**72 117**	**2 457**	**12 019**	**(9 562)**	**-79.6%**	**72 117**
Transfers recognised - capital	–	–	–	–	–	–	-	–
Borrowing	–	–	–	–	–	–	-	–
Internally generated funds	74 158	64 915	72 117	2 457	12 019	(9 562)	-79.6%	72 117
Total sources of capital funds	74 158	64 915	72 117	2 457	12 019	(9 562)	-79.6%	72 117
Financial position								
Total current assets	310 333	322 319	315 118	290 551				315 118
Total non current assets	1 000 541	974 966	982 167	998 587				982 167
Total current liabilities	120 204	112 449	112 449	115 852				112 449
Total non current liabilities	83	315	315	135				315
Community wealth/Equity	1 190 586	1 184 522	1 184 522	1 173 150				1 184 522
Cash flows								
Net cash from (used) operating	97 870	113 336	113 336	(51 099)	(11 964)	(39 134)	327.1%	113 336
Net cash from (used) investing	(74 158)	(64 915)	(72 117)	(2 457)	(12 019)	9 562	-79.6%	(72 117)
Net cash from (used) financing	3 327	2 553	2 553	29 169	637	28 532	4479.1%	2 553
Cash/cash equivalents at the year end	**300 844**	**302 075**	**294 874**	**276 458**	**227 755**	**48 703**	**21.4%**	**294 874**

Table F2 Monthly Budget Statement – Financial Performance (revenue and expenditure)

Description	2025/26	Budget Year 2026/27						
R thousands	Provisional Outcome	Original Budget	Adjusted Budget	YearTD actual	YearTD budget	YTD variance	YTD variance %	Full Year Forecast
Revenue								
Exchange Revenue								
Service charges - Electricity	–	–	–	–	–	–	-	–
Service charges - Water	–	–	–	–	–	–	-	–
Service charges - Waste Water Management	–	–	–	–	–	–	-	–
Service charges - Waste Management	–	–	–	–	–	–	-	–
Sale of Goods and Rendering of Services	25 286	26 976	26 976	3 730	4 565	(835)	-18.3%	26 976
Agency services	–	–	–	–	–	–	-	–
Interest	–	–	–	–	–	–	-	–
Interest earned from Receivables	–	–	–	–	–	–	-	–
Interest earned from Current and Non Current Assets	22 840	19 336	19 336	3 735	2 924	811	27.8%	19 336
Dividends	–	–	–	–	–	–	-	–
Rent on Land	–	–	–	–	–	–	-	–
Rental from Fixed Assets	214 513	219 823	219 823	16 221	18 565	(2 344)	-12.6%	219 823
Licence and permits	–	–	–	–	–	–	-	–
Special rating levies	–	–	–	–	–	–	-	–
Construction Contract Revenue	–	–	–	–	–	–	-	–
Development Charges	–	–	–	–	–	–	-	–
Operational Revenue	237 891	225 679	225 679	22 363	25 062	(2 700)	-10.8%	225 679
Non-Exchange Revenue	–	–	–	–	–	–	-	–
Property rates	–	–	–	–	–	–	-	–
Surcharges and Taxes	–	–	–	–	–	–	-	–
Fines, penalties and forfeits	–	–	–	–	–	–	-	–
Licences or permits	–	–	–	–	–	–	-	–
Transfer and subsidies - Operational	–	–	–	–	–	–	-	–
Interest Receivables	–	–	–	–	–	–	-	–
Fuel Levy	–	–	–	–	–	–	-	–
Operational Revenue - Service Charges	–	–	–	–	–	–	-	–
Gains on disposal of Fixed and Intangible Assets	–	–	–	–	–	–	-	–
Other Gains	–	–	–	–	–	–	-	–
Discontinued Operations	–	–	–	–	–	–	-	–
Total Revenue (excluding capital transfers and contributions)	**500 531**	**491 814**	**491 814**	**46 048**	**51 115**	**(5 067)**	**-9.9%**	**491 814**
Expenditure By Type								
Employee related costs	114 364	118 937	118 937	21 148	20 462	687	3.4%	118 937
Remuneration of board members	821	1 093	1 093	–	–	–	-	1 093
Bulk purchases - electricity	–	–	–	–	–	–		–
Inventory consumed	63 499	66 194	66 194	7 333	7 032	301	4.3%	66 194
Debt impairment	3 242	120	120	–	–	–	-	120
Depreciation, amortisation and impairment	(20 232)	31 258	31 258	10 860	8 876	1 983	22.3%	31 258
Finance charges	–	–	–	–	–	–	-	–
Contracted services	83 936	87 532	87 532	13 091	13 163	(72)	-0.5%	87 532
Transfers and subsidies	2 991	2 991	2 991	499	499	–	-	2 991
Irrecoverable debts written off	–	–	–	–	–	–	-	–
Operational costs	88 943	102 720	102 720	16 972	18 356	(1 384)	-7.5%	102 720
Disposal of Fixed and Intangible Assets	1 165	–	–	–	–	–	-	–
Other Losses	21	17	17	31	14	17	125.3%	17
Total Expenditure	**338 748**	**410 862**	**410 862**	**69 933**	**68 401**	**1 532**	**2.2%**	**410 862**
Surplus/(Deficit)	**161 783**	**80 952**	**80 952**	**(23 884)**	**(17 285)**	**(6 599)**	**38.2%**	**80 952**
Transfers and subsidies - capital (monetary allocations)	–	–	–	–	–	–	-	–
Transfers and subsidies - capital (in-kind)	–	–	–	–	–	–	-	–
Surplus/(Deficit) before taxation	**161 783**	**80 952**	**80 952**	**(23 884)**	**(17 285)**	**(6 599)**	**38.2%**	**80 952**
Income Tax	44 654	22 059	22 059	(6 449)	(4 710)	(1 739)	36.9%	22 059
Surplus/(Deficit) for the year	**117 128**	**58 893**	**58 893**	**(17 436)**	**(12 575)**	**(4 861)**		**58 893**

Table F3 Monthly Budget Statement – Capital expenditure

Description	2025/26	Budget Year 2026/27						
R thousands	Provisional Outcome	Original Budget	Adjusted Budget	YearTD actual	YearTD budget	YTD variance	YTD variance %	Full Year Forecast
Capital expenditure by Asset Class/Sub-class								
Other assets	**27 581**	**30 160**	**30 160**	**246**	**5 027**	**(4 780)**	**-95.1%**	**30 160**
Operational Buildings	27 581	30 160	30 160	246	5 027	(4 780)	-95.1%	30 160
Municipal Offices	27 581	30 160	30 160	246	5 027	(4 780)	-95.1%	30 160
Computer Equipment	**22 034**	**22 875**	**25 016**	**1 076**	**4 169**	**(3 094)**	**-74.2%**	**25 016**
Computer Equipment	22 034	22 875	25 016	1 076	4 169	(3 094)	-74.2%	25 016
Furniture and Office Equipment	**9 006**	**8 250**	**8 911**	**1 019**	**1 485**	**(466)**	**-31.4%**	**8 911**
Furniture and Office Equipment	9 006	8 250	8 911	1 019	1 485	(466)	-31.4%	8 911
Machinery and Equipment	**15 537**	**3 630**	**8 030**	**117**	**1 338**	**(1 222)**	**-91.3%**	**8 030**
Machinery and Equipment	15 537	3 630	8 030	117	1 338	(1 222)	-91.3%	8 030
Total Capital Expenditure	**74 158**	**64 915**	**72 117**	**2 457**	**12 019**	**(9 562)**	**-79.6%**	**72 117**
Funded by:								
National Government	–	–	–	–	–	–	-	–
Provincial Government	–	–	–	–	–	–	-	–
Parent Municipality	–	–	–	–	–	–	-	–
District Municipality	–	–	–	–	–	–	-	–
Transfers recognised - capital	**–**	**–**	**–**	**–**	**–**	**–**	**-**	**–**
Borrowing	–	–	–	–	–	–	-	–
Internally generated funds	74 158	64 915	72 117	2 457	12 019	(9 562)	-79.6%	72 117
Total Capital Funding	**74 158**	**64 915**	**72 117**	**2 457**	**12 019**	**(9 562)**	**-79.6%**	**72 117**

Table F4 Monthly Budget Statement – Financial Position

Vote Description	2025/26	Budget Year 2026/27			
R thousands	Provisional Outcome	Original Budget	Adjusted Budget	YearTD actual	Full Year Forecast
ASSETS					
Current assets					
Cash and cash equivalents	300 844	302 075	294 874	176 458	294 874
Short Term Investments	–	–	–	100 000	–
Trade and other receivables from exchange transactions	3 619	14 121	14 121	9 181	14 121
Receivables from non-exchange transactions	–	–	–	–	–
Current portion of non-current receivables	2 991	2 991	2 991	2 493	2 991
Inventory	2 878	3 132	3 132	2 419	3 132
VAT Receivable	–	–	–	–	–
Other current assets	–	–		–	–
Total current assets	**310 333**	**322 319**	**315 118**	**290 551**	**315 118**
Non current assets					
Investments	–	–	–	–	–
Investment property	–	–	–	–	–
Property, plant and equipment	745 057	723 618	730 819	736 654	730 819
Biological assets	–	–	–	–	–
Living resources	–	–	–	–	–
Heritage assets	–	–	–	–	–
Intangible assets	–	–	–	–	–
Trade and other receivables from exchange transactions	–	–	–	–	–
Non-current receivables from non-exchange transactions	190 323	187 332	187 332	190 323	187 332
Other non-current assets	65 161	64 016	64 016	71 610	64 016
Total non current assets	**1 000 541**	**974 966**	**982 167**	**998 587**	**982 167**
TOTAL ASSETS	**1 310 873**	**1 297 285**	**1 297 285**	**1 289 138**	**1 297 285**
LIABILITIES					
Current liabilities					
Bank overdraft	–	–	–	–	–
Financial liabilities	–	–	–	–	–
Consumer deposits	40 255	44 973	44 973	69 424	44 973
Trade and other payables from exchange transactions	69 070	57 287	57 287	33 851	57 287
Trade and other payables from non-exchange transactions	–	–	–	–	–
Provision	10 880	10 190	10 190	12 578	10 190
VAT Payable	–	–	–	–	–
Other current liabilities	–	–	–	–	–
Total current liabilities	**120 204**	**112 449**	**112 449**	**115 852**	**112 449**
Non current liabilities					
Financial liabilities	–	–	–	–	–
Provision	83	315	315	135	315
Long term portion of trade payables	–	–	–	–	–
Other non-current liabilities	–	–	–	–	–
Total non current liabilities	**83**	**315**	**315**	**135**	**315**
TOTAL LIABILITIES	**120 287**	**112 764**	**112 764**	**115 988**	**112 764**
NET ASSETS	**1 190 586**	**1 184 522**	**1 184 522**	**1 173 150**	**1 184 522**
COMMUNITY WEALTH/EQUITY					
Accumulated Surplus/(Deficit)	(86 842)	(92 906)	(92 906)	(104 277)	(92 906)
Reserves	1 277 428	1 277 428	1 277 428	1 277 428	1 277 428
Other	–	–	–	–	–
TOTAL COMMUNITY WEALTH/EQUITY	**1 190 586**	**1 184 522**	**1 184 522**	**1 173 150**	**1 184 522**

Table F5 Monthly Budget Statement – Cash Flow

Description	2025/26	Budget Year 2026/27						
R thousands	Provisional Outcome	Original Budget	Adjusted Budget	YearTD actual	YearTD budget	YTD variance	YTD variance %	Full Year Forecast
CASH FLOW FROM OPERATING ACTIVITIES								
Receipts								
Property rates	–	–	–	–	–	–	-	–
Service charges	–	–	–	–	–	–	-	–
Other revenue	477 691	472 478	472 478	42 313	48 192	(5 878)	-12.2%	472 478
Transfers and Subsidies - Operational	–	–	–	–	–	–	-	–
Transfers and Subsidies - Capital	–	–	–	–	–	–	-	–
Interest	22 840	19 336	19 336	3 735	2 924	811	27.8%	19 336
Dividends	–	–	–	–	–	–	-	–
Payments								
Suppliers and employees	(398 854)	(378 478)	(378 478)	(97 147)	(63 080)	(34 067)	54.0%	(378 478)
Interest	–	–	–	–	–	–	-	–
Dividends paid	(3 807)	–	–	–	–	–	-	–
Transfers and Subsidies	–	–	–	–	–	–	-	–
NET CASH FROM/(USED) OPERATING ACTIVITIES	**97 870**	**113 336**	**113 336**	**(51 099)**	**(11 964)**	**(39 134)**	**327.1%**	**113 336**
CASH FLOWS FROM INVESTING ACTIVITIES								
Receipts								
Proceeds on disposal of PPE	–	–	–	–	–	–	-	–
Decrease (increase) in non-current receivables	–	–	–	–	–	–	-	–
Decrease (increase) in non-current investments	–	–	–	–	–	–	-	–
Insurance Refund - Capital	–	–	–	–	–	–	-	–
Interest on Short Term Investment (Greater then 90 days) and Long Term Investments	–	–	–	–	–	–	-	–
Payments								
Capital assets	(74 158)	(64 915)	(72 117)	(2 457)	(12 019)	9 562	-79.6%	(72 117)
Retention (Capital)	–	–	–	–	–	–	-	–
NET CASH FROM/(USED) INVESTING ACTIVITIES	**(74 158)**	**(64 915)**	**(72 117)**	**(2 457)**	**(12 019)**	**9 562**	**-79.6%**	**(72 117)**
CASH FLOWS FROM FINANCING ACTIVITIES								
Receipts								
Short term loans	–	–	–	–	–	–	-	–
Borrowing long term/refinancing	–	–	–	–	–	–	-	–
Increase (decrease) in consumer deposits	3 327	2 553	2 553	29 169	637	28 532	4479.1%	2 553
Payments								
Repayment of borrowing	–	–	–	–	–	–	-	–
NET CASH FROM/(USED) FINANCING ACTIVITIES	**3 327**	**2 553**	**2 553**	**29 169**	**637**	**28 532**	**4479.1%**	**2 553**
NET INCREASE/ (DECREASE) IN CASH HELD	**27 040**	**50 974**	**43 772**	**(24 387)**	**(23 347)**	**(1 040)**	**4.5%**	**43 772**
Cash/cash equivalents at the beginnig of year	273 805	251 102	251 102	300 844	251 102	49 743	19.8%	251 102
Cash/cash equivalents at the end of year	300 844	302 075	294 874	276 458	227 755	48 703	21.4%	294 874

SUPPORTING DOCUMENTATION: ENTITY CAPE TOWN INTERNATIONAL CONVENTION CENTRE

Table SF1 Entity Material variance explanation

Description R thousands	YTD Variance	Reasons for material deviations	Remedial or corrective steps / remarks
Revenue items			
Interest earned - external investments	811	The variance is due to favourable cash balances resulting from an increase in large events and occupancy/revenue in the current financial year, the timing of capital project payments, and the investment of surplus funds.	No remedial action required.
Sale of Goods and Rendering of Services	(835)	The variance is directly linked to a decline in Casual Parkers' parking revenue due to the event mix.'	No remedial action required.
Rental from Fixed Assets	(2 344)	The variance in rental income is a result of the lower-yielding events held to date.	No remedial action required.
Operational Revenue	(2 700)	The variance is due to the lower-yielding events held to date, which have reduced Food & Beverage (F&B) revenue.	No remedial action required.
Expenditure items			
Employee related costs	687	The variance is primarily due to internship spend, as CATHSSETA refunds do not align with the timing of the related expenditure, creating a temporary variance.	No remedial action required.
Inventory consumed	301	The increase in cost of sales is mainly due to internal F&B charges for staff events. The increase was also driven by higher spending on consumables due to the large public catering events hosted to date.	No remedial action required.
Contracted services	(72)	The variance is directly linked to savings on cleaning and other building-related costs.	No remedial action required.
Operational costs	(1 384)	The variance reflects savings in building-related operating costs year-to-date.	No remedial action required.
Cash flow items			
Interest	811	The variance is due to favourable cash balances resulting from an increase in large events and occupancy/revenue in the current financial year, the timing of capital project payments, and the investment of surplus funds.	No remedial action required.
Suppliers and employees	(34 067)	The variance is due to the timing difference between when the supplier expenditure was incurred and the cash flow.	No remedial action required.
Capital assets	9 562	Due to the timing of capital spend as at 31 August 2026.	No remedial action required.
Increase (decrease) in consumer deposits	28 532	Increase in consumer deposits for future events.	No remedial action required.
Capital Expenditure items			
Computer Equipment	(3 094)	Due to the timing of capital spend as at 31 August 2026.	No remedial action required.
Furniture and Office Equipment	(466)	Due to the timing of capital spend as at 31 August 2026.	No remedial action required.
Machinery and Equipment	(1 222)	Due to the timing of capital spend as at 31 August 2026.	No remedial action required.
Municipal Offices	(4 780)	Due to the timing of capital spend as at 31 August 2026.	No remedial action required.

Table SF2 Entity Financial and non-financial indicators

Description of financial indicator	Basis of calculation	2025/26	Budget Year 2026/27			
		Provisional Outcome	Original Budget	Adjusted Budget	YearTD actual	Full Year Forecast
Borrowing Management						
Capital Charges to Operating	Interest & Depreciation /Operating Expenditure	(6.0%)	7.6%	7.6%	15.1%	15.5%
Borrowed funding of 'own' capital expenditure	Borrowing/Capital expenditure excl. transfers and grants and contributions	0.0%	0.0%	0.0%	0.0%	0.0%
Safety of Capital						
Debt to Equity	Loans, Accounts Payable, Overdraft & Tax Provision/ Funds & Reserves	10.1%	9.5%	9.5%	9.9%	9.5%
Liquidity						
Current Ratio	Current assets/current liabilities	258.2%	286.6%	280.2%	250.8%	280.2%
Current Ratio adjusted for debtors	Current assets/current liabilities less debtors > 90 days	258.2%	286.6%	280.2%	250.8%	280.2%
Liquidity Ratio	Monetary Assets/Current Liabilities	250.3%	268.6%	262.2%	152.3%	262.2%
Revenue Management						
Outstanding Debtors to Revenue	Total Outstanding Debtors to Annual Revenue	39.3%	41.6%	41.6%	852.7%	444.0%
Other Indicators						
Employee costs	Employee costs/Total Revenue - capital revenue	22.8%	24.2%	24.2%	45.9%	24.2%
Interest & Depreciation	I&D/Total Revenue - capital revenue	(4.0%)	6.4%	6.4%	22.9%	23.6%

Table SF3 Entity Aged debtors

Detail	Budget Year 2026/27										
R thousands	0 - 30 Days	31 - 60 Days	61 - 90 Days	91 - 120 Days	121 - 150 Days	151 - 180 Days	181 Days - 1 Year	Over 1 Year	Total	Total over 90 days	Actual Bad Debts Written Off against Debtors
Debtors Age Analysis By Income Source											
Trade and Other Receivables from Exchange Transactions - Water	–	–	–	–	–	–	–	–	–	–	–
Trade and Other Receivables from Exchange Transactions - Electricity	–	–	–	–	–	–	–	–	–	–	–
Receivables from Non-exchange Transactions - Property Rates	–	–	–	–	–	–	–	–	–	–	–
Receivables from Exchange Transactions - Waste Water Management	–	–	–	–	–	–	–	–	–	–	–
Receivables from Exchange Transactions - Waste Management	–	–	–	–	–	–	–	–	–	–	–
Receivables from Exchange Transactions - Property Rental Debtors	–	–	–	–	–	–	–	–	–	–	–
Interest on Arrear Debtor Accounts	–	–	–	–	–	–	–	–	–	–	–
Recoverable unauthorised, irregular or fruitless and wasteful Expenditure	–	–	–	–	–	–	–	–	–	–	–
Other	2 052	–	232	51	1 145	–	–	–	3 481	1 197	–
Total By Income Source	**2 052**	**–**	**232**	**51**	**1 145**	**–**	**–**	**–**	**3 481**	**1 197**	**–**
2025/26 - totals only											
Debtors Age Analysis By Customer Group	–	–	–	–	–	–	–	–	–	–	
Organs of State	–	–	–	–	–	–	–	–	–	–	
Commercial	–	–	–	–	–	–	–	–	–	–	
Households	–	–	–	–	–	–		–	–	–	
Other	2 052	–	232	51	1 145	–	–	–	3 481	1 197	
Total By Customer Group	**2 052**	**–**	**232**	**51**	**1 145**	**–**	**–**	**–**	**3 481**	**1 197**	

Table SF4 Entity Aged creditors

Detail	Budget Year 2026/27								
R thousands	0 - 30 Days	31 - 60 Days	61 - 90 Days	91 - 120 Days	121 - 150 Days	151 - 180 Days	181 Days - 1 Year	Over 1 Year	Total
Creditors Age Analysis By Customer Type									
Bulk Electricity	–	–	–	–	–	–	–	–	–
Bulk Water	–	–	–	–	–	–	–	–	–
PAYE deductions	–	–	–	–	–	–	–	–	–
VAT (output less input)	–	–	–	–	–	–	–	–	–
Pensions / Retirement deductions	–	–	–	–	–	–	–	–	–
Loan repayments	–	–	–	–	–	–	–	–	–
Trade Creditors	–	–	–	–	–	–	–	–	–
Auditor General	–	–	–	–	–	–	–	–	–
Other	17 939	–	–	–	–	–	–	–	17 939
Medical Aid deductions	–	–	–	–	–	–	–	–	–
Total By Customer Type	**17 939**	**–**	**–**	**–**	**–**	**–**	**–**	**–**	**17 939**

Table SF5 Entity investment portfolio monthly statement

Investments by maturity Name of institution & investment ID R thousands	Interest Rate	Opening balance	Interest to be realised	Partial / Premature Withdrawal	Investment Top Up	Closing Balance
Cash	-	148	-	(8)	–	140
ABSA Bank - Current - 4072900553	-	21	0	(4)	–	17
Stanlib - Bank 000-402-184 (1199539) ref No. 551436367	-	–	–	–	–	–
Ninety One Corporate Money Market - (462097) 1008645	-	–	–	–	–	–
Nedgroup Money Market - (800167964) - 8319631	-	–	–	–	–	–
ABSA Bank - CTICC Money Market - 9316676360	7.45	76 083	606	(4 700)	9 500	81 489
Nedgroup Corp Money Market - (800167964) 8292731	-	–	–	–	–	–
Nedbank - CTICC Main Current - 1151569623	-	1 511	5	(792)	–	724
Nedbank - CTICC Merchant Services - 11515696658	-	337	–	(167)	–	171
Nedbank - CTICC Payroll - 1151569666	-	55	–	–	20	75
Nedbank - CTICC East - 1151569674	-	1	–	(0)	–	1
Nedbank - CTICC E-Commerce - 1151569682	-	0	–	–	0	0
Nedbank - CTICC Daily Call Deposit Account - 037232511442	6.75	87 298	677	–	5 866	93 841
Nedbank - Fixed Deposit - 03/7881544007	7.95	75 000	–	–	–	75 000
ABSA Bank - Fixed Deposit - 2082488654	7.85	25 000	–	–	–	25 000
Total investments		**265 454**	**1 288**	**(5 671)**	**15 386**	**276 458**

Table SF6 Entity Board member allowances & staff benefits

Summary of Employee and Board Member remuneration R thousands	2025/26	Budget Year 2026/27						
	Provisional Outcome	Original Budget	Adjusted Budget	YearTD actual	YearTD budget	YTD variance	YTD variance	Full Year Forecast
Remuneration								
Board Members of Entities								
Salaries and Allowances								
Basic Salary	821	1 093	1 093	–	–	–	-	1 093
Total Allowance	-	-	-	-	-	-	-	-
Service Related Benefits								
Total Service Related Benefits	-	-	-	-	-	-	-	-
Total Salaries and Allowances	**821**	**1 093**	**1 093**	-	-	-	-	**1 093**
Social Contributions								
Total Social Contributions	-	-	-	-	-	-	-	-
Post-retirement Benefit								
Total Post-retirement Benefit	-	-	-	-	-	-	-	-
Sub Total - Board Members of Entities	**821**	**1 093**	**1 093**	-	-	–	-	**1 093**
% increase		**33.2%**	**33.2%**					**33.2%**
Senior Managers of Entities								
Salaries and Allowances								
Basic Salary	13 723	14 640	14 640	2 440	2 440	–	-	14 640
Total Allowance	-	-	-	-	-	-	-	-
Service Related Benefits								
Total Service Related Benefits	-	-	-	-	-	-	-	-
Total Salaries and Allowances	**13 723**	**14 640**	**14 640**	**2 440**	**2 440**	-	-	**14 640**
Social Contributions								
Total Social Contributions	-	-	-	-	-	-	-	-
Post-retirement Benefit								
Total Post-retirement Benefit	-	-	-	-	-	-	-	-
Sub Total - Senior Managers of Entities	**13 723**	**14 640**	**14 640**	**2 440**	**2 440**	-	-	**14 640**
% increase		**6.7%**	**6.7%**					**6.7%**
Other Staff of Entities								
Salaries and Allowances								
Basic Salary	100 640	104 296	104 296	18 708	18 022	687	3.8%	104 296
Total Allowance	-	-	-	-	-	-	-	-
Service Related Benefits								
Total Service Related Benefits	-	-	-	-	-	-	-	-
Total Salaries and Allowances	**100 640**	**104 296**	**104 296**	**18 708**	**18 022**	**687**	**3.8%**	**104 296**
Social Contributions								
Total Social Contributions	-	-	-	-	-	-	-	-
Post-retirement Benefit								
Total Post-retirement Benefit	-	-	-	-	-	-	-	-
Sub Total - Other Staff of Entities	**100 640**	**104 296**	**104 296**	**18 708**	**18 022**	**687**	**3.8%**	**104 296**
% increase		**3.6%**	**3.6%**					**3.6%**
Total Municipal Entities remuneration	**115 185**	**120 030**	**120 030**	**21 148**	**20 462**	**687**	**3.4%**	**120 030**
Unpaid salary, allowances & benefits in arrears:	–	–	–	–	–	–	-	–

Table SF7 Entity monthly actuals & revised targets

Description	Budget Year 2026/27												Medium Term Revenue and Expenditure Framework		
R thousands	July Outcome	August Outcome	September Budget	October Budget	November Budget	December Budget	January Budget	February Budget	March Budget	April Budget	May Budget	June Budget	Budget Year 2026/27	Budget Year +1 2027/28	Budget Year +2 2028/29
Cash Receipts By Source															
Rental of facilities and equipment	7 879	8 342	27 224	29 177	19 804	6 835	11 778	25 923	16 337	21 417	21 903	23 204	219 823	232 646	246 214
Interest earned - external investments	1 964	1 771	1 588	1 694	1 667	1 538	1 532	1 569	1 616	1 683	1 759	955	19 336	20 215	21 479
Other revenue	12 518	13 575	28 745	31 834	26 106	9 084	8 372	29 639	20 917	23 032	23 929	24 903	252 655	266 937	282 094
Cash Receipts by Source	**22 360**	**23 688**	**57 556**	**62 706**	**47 577**	**17 458**	**21 681**	**57 132**	**38 870**	**46 132**	**47 592**	**49 062**	**491 814**	**519 798**	**549 786**
Other Cash Flows by Source															
Increase (decrease) in consumer deposits	16 195	12 974	1 911	679	(1 953)	–	3 610	(297)	679	(3 143)	(849)	(27 253)	2 553	(1 844)	(2 107)
Total Cash Receipts by Source	**38 556**	**36 662**	**59 467**	**63 385**	**45 623**	**17 458**	**25 291**	**56 835**	**39 549**	**42 989**	**46 743**	**21 809**	**494 367**	**517 954**	**547 679**
Cash Payments by Type															
Employee related costs	10 455	10 693	10 256	10 165	10 104	8 904	8 916	10 084	10 142	9 979	10 013	9 224	118 937	124 573	130 476
Remuneration of councillors	–	–	273	–	–	273	–	–	273	–	–	273	1 093	1 137	1 183
Contracted services	6 345	6 746	8 210	8 340	7 866	6 111	6 173	8 398	7 070	7 537	7 461	7 275	87 532	91 470	95 588
Transfers and grants - other	249	249	249	249	249	249	249	249	249	249	249	249	2 991	2 991	2 991
Other expenditure	16 869	18 326	20 929	22 989	21 414	12 453	14 084	21 015	17 494	18 612	19 303	(3 301)	200 189	239 453	252 407
Cash Payments by Type	**33 918**	**36 015**	**39 918**	**41 744**	**39 634**	**27 991**	**29 423**	**39 746**	**35 229**	**36 377**	**37 027**	**13 721**	**410 742**	**459 625**	**482 645**
Other Cash Flows/Payments by Type															
Capital assets	(2 132)	(326)	(6 010)	(6 010)	(6 010)	(6 010)	(6 010)	(6 010)	(6 010)	(6 010)	(6 010)	(15 572)	(72 117)	(72 330)	(68 790)
Other Cash Flows/Payments	42 159	(10 031)	3 641	1 815	3 926	15 568	14 137	3 813	8 331	7 183	6 532	64 638	161 712	73 653	68 545
Total Cash Payments by Type	**73 946**	**25 658**	**37 550**	**37 550**	**37 550**	**37 550**	**37 550**	**37 550**	**37 550**	**37 550**	**37 550**	**62 787**	**500 337**	**460 947**	**482 400**
NET INCREASE/(DECREASE) IN CASH HELD	**(35 390)**	**11 003**	**21 918**	**25 836**	**8 074**	**(20 092)**	**(12 259)**	**19 285**	**2 000**	**5 440**	**9 193**	**(40 978)**	**(5 971)**	**57 007**	**65 280**
Cash/cash equivalents at the month/year begin:	300 844	265 454	276 458	298 375	324 211	332 285	312 193	299 934	319 219	321 219	326 659	335 852	300 844	294 874	351 881
Cash/cash equivalents at the month/year end:	265 454	276 458	298 375	324 211	332 285	312 193	299 934	319 219	321 219	326 659	335 852	294 874	294 874	351 881	417 160

Table SF8a Entity capital expenditure on new assets by asset class

Description	2025/26	Budget Year 2026/27						
R thousands	Provisional Outcome	Original Budget	Adjusted Budget	YearTD actual	YearTD budget	YTD variance	YTD variance %	Full Year Forecast
Capital expenditure on new assets by Asset Class/Sub-class								
Other assets	**20 044**	**22 410**	**22 410**	**130**	**3 735**	**(3 605)**	**-96.5%**	**22 410**
Operational Buildings	20 044	22 410	22 410	130	3 735	(3 605)	-96.5%	22 410
Municipal Offices	*20 044*	*22 410*	*22 410*	*130*	*3 735*	*(3 605)*	*-96.5%*	*22 410*
Computer Equipment	**22 034**	**4 140**	**6 281**	**1 076**	**1 047**	**29**	**2.8%**	**6 281**
Computer Equipment	22 034	4 140	6 281	1 076	1 047	29	2.8%	6 281
Furniture and Office Equipment	**8 897**	**4 700**	**5 361**	**1 019**	**894**	**125**	**14.0%**	**5 361**
Furniture and Office Equipment	8 897	4 700	5 361	1 019	894	125	14.0%	5 361
Machinery and Equipment	**15 389**	**380**	**4 780**	**117**	**797**	**(680)**	**-85.4%**	**4 780**
Machinery and Equipment	15 389	380	4 780	117	797	(680)	-85.4%	4 780
Total Capital Expenditure on new assets	**66 364**	**31 630**	**38 832**	**2 341**	**6 472**	**(4 131)**	**-63.8%**	**38 832**

Table SF8b Entity capital expenditure on the renewal of existing assets by asset class

Description	2025/26	Budget Year 2026/27						
R thousands	Provisional Outcome	Original Budget	Adjusted Budget	YearTD actual	YearTD budget	YTD variance	YTD variance %	Full Year Forecast
Capital expenditure on renewal of existing assets by Asset Class/Sub-class								
Other assets	**7 536**	**7 750**	**7 750**	**116**	**1 292**	**(1 175)**	**-91.0%**	**7 750**
Operational Buildings	7 536	7 750	7 750	116	1 292	(1 175)	-91.0%	7 750
Municipal Offices	*7 536*	*7 750*	*7 750*	*116*	*1 292*	*(1 175)*	*-91.0%*	*7 750*
Computer Equipment	**–**	**18 735**	**18 735**	**–**	**3 123**	**(3 123)**	**-100.0%**	**18 735**
Computer Equipment	–	18 735	18 735	–	3 123	(3 123)	-100.0%	18 735
Furniture and Office Equipment	**109**	**3 550**	**3 550**	**–**	**592**	**(592)**	**-100.0%**	**3 550**
Furniture and Office Equipment	109	3 550	3 550	–	592	(592)	-100.0%	3 550
Machinery and Equipment	**148**	**3 250**	**3 250**	**–**	**542**	**(542)**	**-100.0%**	**3 250**
Machinery and Equipment	148	3 250	3 250	–	542	(542)	-100.0%	3 250
Total Capital Expenditure on renewal of existing assets	**7 794**	**33 285**	**33 285**	**116**	**5 548**	**(5 431)**	**-97.9%**	**33 285**

Table SF8c Entity expenditure on repairs and maintenance by asset class

Description	2025/26	Budget Year 2026/27						
R thousands	Provisional Outcome	Original Budget	Adjusted Budget	YearTD actual	YearTD budget	YTD variance	YTD variance %	Full Year Forecast
Repairs and maintenance expenditure by Asset Class/Sub-class								
Other assets	**13 613**	**14 144**	**14 144**	**2 424**	**2 357**	**67**	**2.8%**	**14 144**
Operational Buildings	13 613	14 144	14 144	2 424	2 357	67	2.8%	14 144
Municipal Offices	*13 613*	*14 144*	*14 144*	*2 424*	*2 357*	*67*	*2.8%*	*14 144*
Total Repairs and Maintenance Expenditure	**13 613**	**14 144**	**14 144**	**2 424**	**2 357**	**67**	**2.8%**	**14 144**

Table SF8d Entity depreciation by asset class

Description	2025/26	Budget Year 2026/27						
R thousands	Provisional Outcome	Original Budget	Adjusted Budget	YearTD actual	YearTD budget	YTD variance	YTD variance %	Full Year Forecast
Depreciation by Asset Class/Sub-class								
Other assets	**(20 232)**	**31 258**	**31 258**	**10 860**	**8 876**	**1 983**	**22.3%**	**31 258**
Operational Buildings	(20 232)	31 258	31 258	10 860	8 876	1 983	22.3%	31 258
Municipal Offices	*(20 232)*	*31 258*	*31 258*	*10 860*	*8 876*	*1 983*	*22.3%*	*31 258*
Total Depreciation	**(20 232)**	**31 258**	**31 258**	**10 860**	**8 876**	**1 983**	**22.3%**	**31 258**

IN-YEAR BUDGET STATEMENT TABLES: MUNICIPAL ENTITY - CAPE TOWN STADIUM

Table F1 Monthly Budget Statement Summary

Description	2025/26	Budget Year 2026/27						
R thousands	Provisional Outcome	Original Budget	Adjusted Budget	YearTD actual	YearTD budget	YTD variance	YTD variance %	Full Year Forecast
Financial Performance								
Property rates	–	–	–	–	–	–	–	–
Service charges	–	–	–	–	–	–	–	–
Investment revenue	–	–	–	–	–	–	–	–
Transfers recognised - operational	28 395	39 500	39 500	–	8 788	(8 788)	-100.0%	39 500
Other own revenue	77 814	84 025	84 025	17 119	10 074	7 045	69.9%	84 025
Total Revenue (excluding capital transfers and contributions)	**106 209**	**123 525**	**123 525**	**17 119**	**18 862**	**(1 742)**	**-9.2%**	**123 525**
Employee costs	7 592	11 571	11 571	1 625	1 929	(304)	-15.8%	11 571
Remuneration of Board Members	548	663	663	–	–	–	–	663
Depreciation, amortisation and impairment	–	–	–	–	–	–	–	–
Interest	–	–	–	–	–	–	–	–
Inventory consumed and bulk purchases	277	699	699	87	137	(50)	-36.6%	699
Transfers and grants	10 094	–	–	–	–	–	–	–
Other expenditure	87 079	110 593	110 593	11 608	16 796	(5 188)	-30.9%	110 593
Total Expenditure	**105 589**	**123 525**	**123 525**	**13 320**	**18 862**	**(5 542)**	**-29.4%**	**123 525**
Surplus/(Deficit)	**620**	**–**	**–**	**3 800**	**–**	**3 800**	100.0%	**–**
Transfers and subsidies - capital (monetary allocations)	–	–	–	–	–	–	–	–
Transfers and subsidies - capital (in-kind)	–	–	–	–	–	–	–	–
Surplus/(Deficit) after capital transfers & contributions	**620**	**–**	**–**	**3 800**	**–**	**3 800**	**100.0%**	**–**
Income Tax	–	–	–	–	–	–	–	–
Surplus/ (Deficit) for the year	**620**	**–**	**–**	**3 800**	**–**	**3 800**	**100%**	**–**
Financial position								
Total current assets	45 336	35 396	35 396	39 246				35 396
Total non current assets	–	–	–	–				–
Total current liabilities	50 667	41 346	41 346	44 576				41 346
Total non current liabilities	–	–	–	–				–
Community wealth/Equity	(5 330)	(5 950)	(5 950)	(5 330)				(5 950)
Cash flows								
Net cash from (used) operating	7 340	152	152	6 115	–	6 115	100.0%	152
Net cash from (used) investing	–	–	–	–	–	–	–	–
Net cash from (used) financing	–	–	–	–	–	–	–	–
Cash/cash equivalents at the year end	**14 793**	**7 755**	**7 755**	**20 908**	**7 603**	**13 305**	**175.0%**	**14 945**

Table F2 Monthly Budget Statement – Financial Performance (revenue and expenditure)

Description	2025/26	Budget Year 2026/27						
R thousands	Provisional Outcome	Original Budget	Adjusted Budget	YearTD actual	YearTD budget	YTD variance	YTD variance %	Full Year Forecast
Revenue								
Exchange Revenue								
Service charges - Electricity	–	–	–	–	–	–	-	–
Service charges - Water	–	–	–	–	–	–	-	–
Service charges - Waste Water Management	–	–	–	–	–	–	-	–
Service charges - Waste Management	–	–	–	–	–	–	-	–
Agency services	–	–	–	–	–	–	-	–
Interest	1 868	1 035	1 035	237	173	65	37.5%	1 035
Interest earned from Receivables	–	–	–	–	–	–	-	–
	–	–	–	–	–	–	-	–
Interest earned from Current and Non Current Assets								
Dividends	–	–	–	–	–	–	-	–
Rent on Land	–	–	–	–	–	–	-	–
Rental from Fixed Assets	51 963	57 205	57 205	10 810	9 171	1 639	17.9%	57 205
Licence and permits	–	–	–	–	–	–	-	–
Special rating levies	–	–	–	–	–	–	-	–
Construction Contract Revenue	–	–	–	–	–	–	-	–
Development Charges	–	–	–	–	–	–	-	–
Operational Revenue	14 069	25 785	25 785	6 072	731	5 341	731.0%	25 785
Non-Exchange Revenue	–	–	–	–	–	–	-	–
Property rates	–	–	–	–	–	–	-	–
Surcharges and Taxes	–	–	–	–	–	–	-	–
Fines, penalties and forfeits	–	–	–	–	–	–	-	–
Licences or permits	–	–	–	–	–	–	-	–
Transfer and subsidies - Operational	28 395	39 500	39 500	–	8 788	(8 788)	-100.0%	39 500
Interest Receivables	–	–	–	–	–	–	-	–
Fuel Levy	–	–	–	–	–	–	-	–
Operational Revenue - Service Charges	–	–	–	–	–	–	-	–
Gains on disposal of Fixed and Intangible Assets	–	–	–	–	–	–	-	–
Other Gains	9 914	–	–	–	–	–	-	–
Discontinued Operations	–	–	–	–	–	–	-	–
Total Revenue (excluding capital transfers and contributions)	**106 209**	**123 525**	**123 525**	**17 119**	**18 862**	**(1 742)**	**-9.2%**	**123 525**
Expenditure By Type								
Employee related costs	7 592	11 571	11 571	1 625	1 929	(304)	-15.8%	11 571
Remuneration of board members	548	663	663	–	–	–	-	663
Bulk purchases - electricity	–	–	–	–	–	–	-	–
Inventory consumed	277	699	699	87	137	(50)	-36.6%	699
Debt impairment	–	–	–	–	–	–	-	–
Depreciation, amortisation and impairment	–	–	–	–	–	–	-	–
Finance charges	–	–	–	–	–	–	-	–
Contracted services	62 456	71 536	71 536	7 738	11 903	(4 165)	-35.0%	71 536
Transfers and subsidies	10 094	–	–	–	–	–	-	–
Irrecoverable debts written off	–	–	–	–	–	–	-	–
Operational costs	24 623	39 056	39 056	3 870	4 893	(1 023)	-20.9%	39 056
Disposal of Fixed and Intangible Assets	–	–	–	–	–	–	-	–
Other Losses	–	–	–	–	–	–	-	–
Total Expenditure	**105 589**	**123 525**	**123 525**	**13 320**	**18 862**	**(5 542)**	**-29.4%**	**123 525**
Surplus/(Deficit)	**620**	**–**	**–**	**3 800**	**–**	**3 800**	**100.0%**	**–**
Transfers and subsidies - capital (monetary allocations)	–	–	–	–	–	–	-	–
Transfers and subsidies - capital (in-kind)	–	–	–	–	–	–	-	–
Surplus/(Deficit) before taxation	**620**	**–**	**–**	**3 800**	**–**	**3 800**	**100.0%**	**–**
Income Tax	–	–	–	–	–	–	-	–
Surplus/(Deficit) for the year	**620**	**–**	**–**	**3 800**	**–**	**3 800**		**–**

Table F4 Monthly Budget Statement – Financial Position

Vote Description R thousands	2025/26	Budget Year 2026/27			
	Provisional Outcome	Original Budget	Adjusted Budget	YearTD actual	Full Year Forecast
ASSETS					
Current assets					
Cash and cash equivalents	14 793	7 755	7 755	20 908	7 755
Short Term Investments	–	–	–	–	–
Trade and other receivables from exchange transactions	7 965	7 547	7 547	5 830	7 547
Receivables from non-exchange transactions	19 758	16 973	16 973	9 687	16 973
Current portion of non-current receivables	2 820	3 121	3 121	2 820	3 121
Inventory	–	–	–	–	–
VAT Receivable	–	–	–	–	–
Other current assets	–	–	–	–	–
Total current assets	**45 336**	**35 396**	**35 396**	**39 246**	**35 396**
Non current assets					
Investments	–	–	–	–	–
Investment property	–	–	–	–	–
Property, plant and equipment	–	–	–	–	–
Biological assets	–	–	–	–	–
Living resources	–	–	–	–	–
Heritage assets	–	–	–	–	–
Intangible assets	–	–	–	–	–
Trade and other receivables from exchange transactions	–	–	–	–	–
Non-current receivables from non-exchange transactions	–	–	–	–	–
Other non-current assets	–	–	–	–	–
Total non current assets	**–**	**–**	**–**	**–**	**–**
TOTAL ASSETS	**45 336**	**35 396**	**35 396**	**39 246**	**35 396**
LIABILITIES					
Current liabilities					
Bank overdraft	–	–	–	–	–
Financial liabilities	–	–	–	–	–
Consumer deposits	–	–	–	–	–
Trade and other payables from exchange transactions	50 667	41 346	41 346	44 576	41 346
Trade and other payables from non-exchange transactions	–	–	–	–	–
Provision	–	–	–	–	–
VAT Payable	–	–	–	–	–
Other current liabilities	–	–	–	–	–
Total current liabilities	**50 667**	**41 346**	**41 346**	**44 576**	**41 346**
Non current liabilities					
Financial liabilities	–	–	–	–	–
Provision	–	–	–	–	–
Long term portion of trade payables	–	–	–	–	–
Other non-current liabilities	–	–	–	–	–
Total non current liabilities	**–**	**–**	**–**	**–**	**–**
TOTAL LIABILITIES	**50 667**	**41 346**	**41 346**	**44 576**	**41 346**
NET ASSETS	**(5 330)**	**(5 950)**	**(5 950)**	**(5 330)**	**(5 950)**
COMMUNITY WEALTH/EQUITY					
Accumulated Surplus/(Deficit)	(5 330)	(5 950)	(5 950)	(5 330)	(5 950)
Reserves	–	–	–	–	–
Other	–	–	–	–	–
TOTAL COMMUNITY WEALTH/EQUITY	**(5 330)**	**(5 950)**	**(5 950)**	**(5 330)**	**(5 950)**

Table F5 Monthly Budget Statement – Cash Flow

Description	2025/26	Budget Year 2026/27						
R thousands	Provisional Outcome	Original Budget	Adjusted Budget	YearTD actual	YearTD budget	YTD variance	YTD variance %	Full Year Forecast
CASH FLOW FROM OPERATING ACTIVITIES								
Receipts								
Property rates	–	–	–	–	–	–	-	–
Service charges	–	–	–	–	–	–	-	–
Other revenue	62 197	72 403	72 403	30 983	10 074	20 909	207.6%	72 403
Transfers and Subsidies - Operational	28 395	39 500	39 500	–	8 788	(8 788)	-100.0%	39 500
Transfers and Subsidies - Capital	–	–	–	–	–	–	-	–
Interest	1 548	–	–	237	–	237	100.0%	–
Dividends	–	–	–	–	–	–	-	–
Payments								
Suppliers and employees	(84 800)	(111 751)	(111 751)	(25 105)	(18 862)	(6 243)	33.1%	(111 751)
Interest	–	–	–	–	–	–	-	–
Dividends paid	–	–	–	–	–	–	-	–
Transfers and Subsidies	–	–	–	–	–	–	-	–
NET CASH FROM/(USED) OPERATING ACTIVITIES	**7 340**	**152**	**152**	**6 115**	**–**	**6 115**	**100.0%**	**152**
CASH FLOWS FROM INVESTING ACTIVITIES								
Receipts								
Proceeds on disposal of PPE	–	–	–	–	–	–	-	–
Decrease (increase) in non-current receivables	–	–	–	–	–	–	-	–
Decrease (increase) in non-current investments	–	–	–	–	–	–	-	–
Insurance Refund - Capital	–	–	–	–	–	–	-	–
Interest on Short Term Investment (Greater then 90 days) and Long Term Investments	–	–	–	–	–	–	-	–
Payments								
Capital assets	–	–	–	–	–	–	-	–
Retention (Capital)	–	–	–	–	–	–	-	–
NET CASH FROM/(USED) INVESTING ACTIVITIES	**–**	**–**	**–**	**–**	**–**	**–**	**-**	**–**
CASH FLOWS FROM FINANCING ACTIVITIES								
Receipts								
Short term loans	–	–	–	–	–	–	-	–
Borrowing long term/refinancing	–	–	–	–	–	–	-	–
Increase (decrease) in consumer deposits	–	–	–	–	–	–	-	–
Payments								
Repayment of borrowing	–	–	–	–	–	–	-	–
NET CASH FROM/(USED) FINANCING ACTIVITIES	**–**	**–**	**–**	**–**	**–**	**–**	**-**	**–**
NET INCREASE/ (DECREASE) IN CASH HELD	**7 340**	**152**	**152**	**6 115**	**–**	**6 115**	**100.0%**	**152**
Cash/cash equivalents at the beginnig of year	7 454	7 603	**7 603**	14 793	7 603	7 190	94.6%	14 793
Cash/cash equivalents at the end of year	14 793	7 755	**7 755**	20 908	7 603	13 305	175.0%	14 945

SUPPORTING DOCUMENTATION: ENTITY CAPE TOWN STADIUM

Table SF1 Entity Material variance explanation

Description R thousands	YTD Variance	Reasons for material deviations	Remedial or corrective steps / remarks
Revenue items			
Rental from Fixed Assets	1 639	The variance is due to the quarterly commercial rights fees which have been recognised in July 2026, however the budget is allocated in the September 2026 period, as well as the successful hosting of Rugby's Greatest Rivalry during August 2026.	No remedial action required.
Operational Revenue	5 341	The variance is due to a timing difference relating to the naming rights income which will be set-off against the Stormers Rugby revenue share, as well as the commercial rights fee earned from the Rugby's Greatest Rivalry during August 2026.	No remedial action required.
Transfer and subsidies - Operational	(8 788)	The variance is due to the entity generating sufficient revenue to supplement its operational expenditure.	No remedial action required.
Expenditure items			
Employee related costs	(304)	The variance is due to certain vacancies which be filled during quarter 2.	No remedial action required.
Inventory consumed	(50)	The variance is due to the savings in printing and stationery cost elements for August 2026.	No remedial action required.
Contracted services	(4 165)	The variance is due to an underspend in the marketing, repairs and maintenance, and cleaning cost elements.	No remedial action required.
Operational costs	(1 023)	The variance is due to an underspend in the travel, advertising, licenses, internet and municipal accounts cost elements.	No remedial action required.
Cash flow items			
Other revenue	20 909	The variance is due to deposits received for the Business Lounge memberships, as well as payments received from commercial debtors relating to the prior financial period.	No remedial action required.
Transfers and Subsidies - Operational	(8 788)	The positive variance is due to the entity generating sufficient revenue to supplement its operational expenditure.	No remedial action required.
Suppliers and employees	(6 243)	The variance is due to savings realised across various cost elements as illustrated above.	No remedial action required.

Table SF5 Entity investment portfolio monthly statement

Investments by maturity Name of institution & investment ID R thousands	Interest Rate	Opening balance	Interest to be realised	Partial / Premature Withdrawal	Investment Top Up	Closing Balance
Nedbank - Commercial Account 1 - 1151 570 605	0%	26 817	88	–	(8 086)	**18 819**
Nedbank - Commercial Account 2 - 1151 570 613	0%	2 076	12	–	–	**2 088**
Total investments		**28 893**	**100**	**–**	**(8 086)**	**20 907**

Table SF6 Entity Board member allowances & staff benefits

Summary of Employee and Board Member remuneration R thousands	2025/26	Budget Year 2026/27						
	Provisional Outcome	Original Budget	Adjusted Budget	YearTD actual	YearTD budget	YTD variance	YTD variance %	Full Year Forecast
Remuneration								
Board Members of Entities								
Salaries and Allowances								
Basic Salary	548	663	663	–	–	–	–	663
Total Allowance	-	-	-	-	-	–	–	-
Service Related Benefits								
Total Service Related Benefits	-	-		-	-	–	–	-
Total Salaries and Allowances	**548**	**663**	**663**	-	-	–	–	**663**
Social Contributions								
Total Social Contributions	-	-	-	-	-	–	–	-
Post-retirement Benefit								
Total Post-retirement Benefit	-	-	-	-	-	–	–	-
Sub Total - Board Members of Entities	**548**	**663**	**663**	-	-	–	–	**663**
% increase		**21.0%**	**21.0%**					**21.0%**
Senior Managers of Entities								
Salaries and Allowances								
Basic Salary	11 571	11 571	11 571	1 625	1 929	(304)	-15.8%	11 571
Total Allowance	-	-	-	-	-	-	–	-
Service Related Benefits								
Total Service Related Benefits	-	-	-	-	-	-		-
Total Salaries and Allowances	**11 571**	**11 571**	**11 571**	**1 625**	**1 929**	**(304)**	**-15.8%**	**11 571**
Social Contributions								
Total Social Contributions	-	-	-	-	-	-	–	-
Post-retirement Benefit								
Total Post-retirement Benefit	-	-	-	-	-	-	–	-
Sub Total - Senior Managers of Entities	**11 571**	**11 571**	**11 571**	**1 625**	**1 929**	**(304)**	**-15.8%**	**11 571**
% increase		**0.0%**	**0.0%**					**0.0%**
Other Staff of Entities								
Salaries and Allowances								
Total Allowance	-	-	-	-	-	-	–	-
Service Related Benefits								
Total Service Related Benefits	-	-	-	-	-	-	–	-
Total Salaries and Allowances	-	-	-	-	-	-		-
Social Contributions								
Total Social Contributions	-	-	-	-	-	-	–	-
Post-retirement Benefit								
Total Post-retirement Benefit	-	-	-	-	-	-	–	-
Sub Total - Other Staff of Entities	-	-	-	-	-	-		-
% increase								
Total Municipal Entities remuneration	**12 119**	**12 234**	**12 234**	**1 625**	**1 929**	**(304)**	**-15.8%**	**12 234**
Unpaid salary, allowances & benefits in arrears:	–	–	–	–	–	–	–	–

Table SF7 Entity monthly actuals & revised targets

Description	Budget Year 2026/27												Medium Term Revenue and Expenditure Framework		
R thousands	July Outcome	August Outcome	September Budget	October Budget	November Budget	December Budget	January Budget	February Budget	March Budget	April Budget	May Budget	June Budget	Budget Year 2026/27	Budget Year +1 2027/28	Budget Year +2 2028/29
Cash Receipts By Source															
Rental of facilities and equipment	4 634	6 176	4 304	5 820	2 042	7 772	4 630	2 445	7 772	3 853	4 427	3 330	57 205	61 241	93 164
Interest earned - external investments	88	149	86	86	86	86	86	86	86	86	86	21	1 035	1 071	1 109
Transfers and Subsidies - Operational	–	–	4 545	–	6 488	958	3 900	5 948	823	1 237	3 866	11 735	39 500	39 500	11 788
Other revenue	18 051	2 122	3 516	4 034	731	3 516	731	731	3 516	4 034	731	(15 926)	25 785	26 687	27 621
Cash Receipts by Source	**22 772**	**8 448**	**12 451**	**9 940**	**9 346**	**12 332**	**9 346**	**9 211**	**12 197**	**9 211**	**9 111**	**(839)**	**123 525**	**128 499**	**133 682**
Total Cash Receipts by Source	**22 772**	**8 448**	**12 451**	**9 940**	**9 346**	**12 332**	**9 346**	**9 211**	**12 197**	**9 211**	**9 111**	**(839)**	**123 525**	**128 499**	**133 682**
Cash Payments by Type															
Employee related costs	345	1 279	964	964	964	964	964	964	964	964	964	1 268	11 571	12 178	12 818
Remuneration of councillors	–	–	166	–	–	166	–	–	166	–	–	166	663	686	710
Finance charges	–	–	–	–	–	–	–	–	–	–	–	–	–	–	–
Bulk purchases - electricity	–	–	–	–	–	–	–	–	–	–	–	–	–	–	–
Acquisitions - water & other inventory	56	31	69	69	53	53	53	53	53	53	53	103	699	723	749
Dividends paid	–	–	–	–	–	–	–	–	–	–	–	–	–	–	–
Contracted services	3 901	3 837	5 984	5 949	5 949	5 984	5 949	5 949	5 984	5 949	5 949	10 150	71 536	74 489	77 567
Transfers and grants - other municipalities	–	–	–	–	–	–	–	–	–	–	–	–	–	–	–
Transfers and grants - other	–	–	–	–	–	–	–	–	–	–	–	–	–	–	–
Other expenditure	4 369	11 287	11 133	2 380	2 380	5 165	2 380	2 244	5 029	2 244	2 144	(6 083)	39 056	40 423	41 838
Cash Payments by Type	**8 672**	**16 434**	**18 316**	**9 362**	**9 346**	**12 332**	**9 346**	**9 211**	**12 197**	**9 211**	**9 111**	**5 604**	**123 525**	**128 499**	**133 682**
Total Cash Payments by Type	**8 672**	**16 434**	**18 316**	**9 362**	**9 346**	**12 332**	**9 346**	**9 211**	**12 197**	**9 211**	**9 111**	**5 604**	**123 525**	**128 499**	**133 682**
NET INCREASE/(DECREASE) IN CASH HELD	**14 101**	**(7 986)**	**(5 864)**	**578**	**–**	**–**	**–**	**–**	**–**	**–**	**–**	**(6 444)**	**–**	**–**	**–**
Cash/cash equivalents at the month/year begin:	14 793	28 894	20 908	15 044	15 622	15 622	15 622	15 622	15 622	15 622	15 622	15 622	14 793	14 793	14 793
Cash/cash equivalents at the month/year end:	28 894	20 908	15 044	15 622	15 622	15 622	15 622	15 622	15 622	15 622	15 622	9 178	14 793	14 793	14 793

Table SF8c Entity expenditure on repairs and maintenance by asset class

Description	2025/26	Budget Year 2026/27						
R thousands	Provisional Outcome	Original Budget	Adjusted Budget	YearTD actual	YearTD budget	YTD variance	YTD variance %	Full Year Forecast
Repairs and maintenance expenditure by Asset Class/Sub-class								
Community Assets	**31 986**	**30 932**	**30 932**	**3 097**	**5 155**	**(2 058)**	**-39.9%**	**30 932**
Sport and Recreation Facilities	31 986	30 932	30 932	3 097	5 155	(2 058)	-39.9%	30 932
Outdoor Facilities	*31 986*	*30 932*	*30 932*	*3 097*	*5 155*	*(2 058)*	*-39.9%*	*30 932*
Total Repairs and Maintenance Expenditure	**31 986**	**30 932**	**30 932**	**3 097**	**5 155**	**(2 058)**	**-39.9%**	**30 932**

QUALITY CERTIFICATE

I, **LEONARDO MANUS**, the Acting Municipal Manager of **CITY OF CAPE TOWN**, hereby certify that –

- ☒ the monthly budget statement
- ☐ quarterly report on the implementation of the budget and financial state affairs of the municipality
- ☐ mid-year budget and performance assessment

for the month of **August of 2026** has been prepared in accordance with the Municipal Finance Management Act (MFMA) and regulations made under that Act.

Print Name: Leonardo Manus

Acting Municipal Manager of City of Cape Town (CPT)

(with full delegated authority)

Signature Leonardo Manus Digitally signed by Leonardo Manus Date: 2026.09.07 14:39:49 +02'00' ----------

Date ----------

CTICC

09 September 2026

ACCOUNTING OFFICER'S QUALITY CERTIFICATION

I, **Taubie Motlhabane**, the Accounting Officer of Cape Town International Convention Centre Company (RF) SOC Ltd, hereby certify that the monthly budget statement for the month of **August 2026** has been prepared in accordance with the Municipal Finance Management Act and regulations made under the Act.

Print name Wayne De Wet

Title: **Chief Financial Officer**

Mashudu Mbengeni

Acting CFO

Signature _____ PP Date 09 September 2026

Print name Taubie Motlhabane

Title: **Accounting Officer**

Signature _____ Date 09 September 2026

This document is classified as: Business General

CAPE TOWN STADIUM

9 September 2026

ACCOUNTING OFFICER'S QUALITY CERTIFICATION

I, **Gina Woodburn**, Accounting Officer of the Cape Town Stadium (RF) SOC Ltd, hereby certify that the provisional monthly budget statement for the month of **August 2026** has been prepared in accordance with the Municipal Finance Management Act and regulations made under the Act.

Fairoza Parker

Chief Financial Officer

Fairoza Parker Digitally signed by Fairoza Parker Date: 2026.09.10 10:50:22 +02'00'

Gina Woodburn

Accounting officer

Georgina Anne Woodburn Digitally signed by Georgina Anne Woodburn Date: 2026.09.10 12:10:39 +02'00'

Mr. PJ Veldhuizen – Chairman of The Board **Ms. G Woodburn** – Chief Executive Officer **Ms. V Manuel** – Vice Chair and Chair of the Audit and Risk Committee **Mr. S Blom** – Chair of the HR, Social & Ethics Subcommittee **Mr. M van Staden** – Chair of the Events, Marketing, & Commercial Subcommittee **Mr. G Ho –** Chair of the Finance Subcommittee **Ms. E King –** Non-executive Director **Mr B Hendricks** – Non –executive Director **Ms F Parker** – Chief Financial Officer

CITY OF CAPE TOWN
ISIXEKO SASEKAPA
STAD KAAPSTAD

ANNEXURE B

Section 71(1)(c) - Actual expenditure per vote split charge in/out (year-to-date)

AUGUST 2026 (2027 M02)

CITY OF CAPE TOWN
ACTUAL OPERATING EXPENDITURE PER VOTE

Expenditure	Budget Annual	Budget Charge IN Annual	Budget Charge OUT Annual	Net Budget Annual	Budget Y-t-D	Budget Charge IN Y-t-D	Budget Charge OUT Y-t-D	Net Budget Y-t-D	Actual Y-t-D	Actual Charge IN Y-t-D	Actual Charge OUT Y-t-D	Net Actual Y-t-D	Variance YTD
	A	B	C	D = A+B+C	E	F	G	H = E+F+G	I	J	K	L = I+J+K	M=L-H
City Health	1 891 570 537	306 701 431	-17 992 190	2 180 279 778	250 677 754	54 450 846	-3 050 586	302 078 013	234 201 869	56 950 637	-3 194 209	287 958 298	-14 119 715
Community, Arts & Culture Developmen	333 972 350	294 144 303	-171 932 735	456 183 917	62 196 533	48 008 928	-27 769 138	82 436 322	60 832 586	46 013 780	-26 057 197	80 789 170	-1 647 153
Finance: CS & H	4 175 960	8 951 619	-12 514 518	613 062	525 412	1 500 114	-2 027 059	-1 534	509 853	82 399	-592 251	1	1 535
HR Business Partner: CS & H	9 079 416	1 019 395	-8 941 931	1 156 880	1 438 623	197 575	-1 463 844	172 354	1 406 468	216 508	-1 622 975	1	-172 353
Library & Information Services	605 222 875	178 205 902	-3 088 260	780 340 517	94 110 592	30 902 582	-514 710	124 498 464	87 770 122	31 259 281	-514 710	118 514 693	-5 983 772
Management: Community Services & Health	31 924 739	210 498 440	-241 449 665	973 514	3 049 390	34 993 848	-37 728 172	315 066	2 088 743	32 242 379	-34 331 122	0	-315 066
Planning & Development & PMC	57 328 063	77 751 192	-119 745 677	15 333 578	9 356 457	12 586 725	-19 283 825	2 659 357	8 928 511	11 825 478	-18 533 838	2 220 151	-439 206
Recreation & Parks	2 169 719 188	1 998 513 161	-1 019 701 476	3 148 530 872	257 439 008	323 827 392	-158 783 981	422 482 419	224 463 000	251 944 246	-91 317 320	385 089 927	-37 392 492
Support Services: CS & H	17 007 458	9 833 332	-25 952 223	888 567	2 733 240	1 644 832	-4 228 800	149 273	2 928 984	1 389 217	-4 318 201	0	-149 273
Community Services & Health	**5 120 000 586**	**3 085 618 775**	**-1 621 318 675**	**6 584 300 686**	**681 527 008**	**508 112 843**	**-254 850 116**	**934 789 734**	**623 130 136**	**431 923 925**	**-180 481 822**	**874 572 240**	**-60 217 495**
Citizen Interface	354 292 705	239 112 305	-451 800 794	141 604 216	51 886 988	38 741 492	-68 369 021	22 259 458	45 679 080	36 237 228	-64 083 409	17 832 900	-4 426 558
Corporate Digital Governance	27 186 351	8 466 703	-34 098 268	1 554 786	4 236 470	1 486 391	-5 454 582	268 278	4 043 650	1 346 230	-5 389 872	8	-268 270
Executive & Councillor Supprt Operations	378 880 893	511 679 467	-832 535 104	58 025 256	65 289 164	90 294 689	-147 700 312	7 883 541	56 372 052	79 938 908	-130 489 100	5 821 861	-2 061 681
Facilities Management	667 408 276	692 034 016	-899 295 532	460 146 760	68 538 848	111 626 109	-141 928 860	38 236 097	72 713 234	103 735 927	-114 691 128	61 758 033	23 521 936
Finance: CS	15 146 290	2 900 202	-16 218 135	1 828 357	1 907 873	495 545	-2 093 780	309 638	1 465 764	463 399	-1 783 556	145 607	-164 031
Fleet Management	570 992 258	334 973 188	-749 751 501	156 213 945	80 496 066	54 462 250	-121 063 226	13 895 089	85 571 831	54 833 132	-106 861 278	33 543 686	19 648 596
HR Business Partner: CS	7 162 586	2 125 615	-8 406 775	881 425	1 085 182	370 970	-1 319 739	136 413	995 083	321 736	-1 244 070	72 749	-63 664
Human Resources	474 639 457	129 925 939	-484 607 954	119 957 441	74 787 304	22 758 662	-77 101 117	20 444 849	65 481 569	21 575 636	-70 468 745	16 588 459	-3 856 390
Information Systems & Technology	1 820 942 225	439 879 384	-2 089 628 971	171 192 638	513 620 515	94 792 371	-456 593 499	151 819 386	389 789 219	96 412 762	-470 945 073	15 256 908	-136 562 478
Management: Corporate Services	21 737 808	122 084 653	-142 456 740	1 365 721	1 575 980	20 810 631	-22 332 628	53 983	1 463 382	18 289 474	-19 752 855	0	-53 983
Project Management Office: CS	20 229 303	2 243 774	-21 458 466	1 014 611	3 117 574	407 507	-3 308 610	216 471	2 967 019	437 520	-3 404 539	0	-216 470
Public Empowerment & Development	79 771 206	69 765 816	-100 097 660	49 439 362	8 355 116	12 223 772	-15 155 638	5 423 249	6 160 366	10 944 058	-11 020 100	6 084 325	661 076
Support Services: CS	7 854 012	1 947 784	-8 890 849	910 947	1 281 768	345 354	-1 487 161	139 961	1 451 641	317 033	-1 695 455	73 219	-66 743
Corporate Services	**4 446 243 369**	**2 557 138 845**	**-5 839 246 748**	**1 164 135 466**	**876 178 847**	**448 815 741**	**-1 063 908 175**	**261 086 413**	**734 153 891**	**424 853 043**	**-1 001 829 181**	**157 177 753**	**-103 908 659**
Economic Development & Investmen	220 102 451	112 065 437	-37 231 718	294 936 170	38 095 025	18 313 297	-6 251 948	50 156 374	34 646 303	15 712 079	-4 286 008	46 072 375	-4 084 000
Finance: EG	9 463 294	4 931 187	-13 918 093	476 388	1 599 833	789 194	-2 308 503	80 524	1 174 876	748 407	-1 923 284	0	-80 524
HR Business Partner: EG	3 301 963	4 603 017	-7 738 975	166 005	517 622	720 508	-1 207 861	30 269	510 712	697 785	-1 208 497	0	-30 269
Management: Economic Growth	32 261 527	122 819 800	-153 474 709	1 606 618	2 919 982	20 838 953	-22 560 959	1 197 976	2 446 229	17 979 694	-20 425 923	0	-1 197 976
Project Management Office: EG	18 478 052	5 554 177	0	24 032 229	3 006 811	894 865	0	3 901 676	2 992 562	888 233	0	3 880 795	-20 880
Property Development	11 557 056	9 063 525	0	20 620 581	2 221 067	1 454 337	0	3 675 404	1 944 560	1 250 990	0	3 195 550	-479 855
Property Transactions	334 761 773	137 131 128	-20 806 817	451 086 085	53 934 805	19 632 772	-3 346 965	70 220 611	49 140 363	19 587 860	-3 343 090	65 385 134	-4 835 478
Public Trading	75 387 356	84 818 310	0	160 205 666	10 470 005	13 614 832	0	24 084 836	7 496 714	13 776 188	0	21 272 901	-2 811 935
Strategic Assets	117 123 383	95 091 923	-17 436 359	194 778 947	11 685 767	15 285 518	-2 810 228	24 161 057	11 373 360	14 765 299	-2 609 299	23 529 360	-631 697
Support Services: EG	5 626 653	9 366 918	-14 456 833	536 738	915 728	1 515 225	-2 342 068	88 885	933 479	683 842	-1 617 321	0	-88 885
Economic Growth	**828 063 510**	**585 445 421**	**-265 063 504**	**1 148 445 426**	**125 366 644**	**93 059 500**	**-40 828 531**	**177 597 613**	**112 659 157**	**86 090 379**	**-35 413 421**	**163 336 115**	**-14 261 498**
Communications	113 528 241	46 493 966	-129 594 206	30 428 001	14 356 791	7 019 237	-16 204 420	5 171 608	13 397 447	6 427 298	-15 929 422	3 895 323	-1 276 285
Corp Project Programme & Portfolio Mngmt	247 558 464	45 424 545	-164 901 385	128 081 624	34 813 048	7 944 246	-25 216 387	17 540 907	36 554 934	7 148 903	-26 286 839	17 416 998	-123 909
Finance: FPR	10 503 885	1 052 304	-11 027 392	528 797	1 643 030	202 889	-1 750 965	94 955	1 484 419	219 762	-1 704 181	0	-94 955
HR Business Partner: FPR	5 941 868	575 102	0	6 516 971	949 880	110 216	0	1 060 096	931 834	121 834	0	1 053 668	-6 428
Management: Future Planning & Resilience	15 575 139	95 733 198	-110 563 831	744 507	2 063 558	16 472 304	-18 565 694	-29 832	1 849 909	13 612 078	-15 461 987	0	29 832
Organisational Effectiveness &Innovation	76 723 507	23 616 726	-63 889 835	36 450 398	8 629 212	4 335 980	-9 998 711	2 966 482	9 057 197	3 636 969	-8 897 853	3 796 313	829 831
Organisational Performance Managemen	40 247 706	20 995 545	-31 924 374	29 318 877	5 857 525	3 646 856	-4 643 931	4 860 450	5 066 454	3 201 707	-4 444 918	3 823 242	-1 037 208
Policy & Strategy	114 629 353	26 144 148	-104 338 406	36 435 095	16 677 355	4 553 917	-15 341 215	5 890 058	14 868 824	4 337 138	-14 632 011	4 573 951	-1 316 106
Risk & Resilience	32 986 109	21 078 274	-29 678 817	24 385 565	5 298 543	3 622 133	-4 877 850	4 042 826	4 699 374	3 202 934	-4 653 206	3 249 102	-793 724
Support Services: FPR	16 908 238	3 109 810	0	20 018 048	2 721 409	560 549	0	3 281 958	2 490 509	540 593	0	3 031 102	-250 856
Future Planning & Resilience	**674 602 511**	**284 223 619**	**-645 918 247**	**312 907 883**	**93 010 351**	**48 468 328**	**-96 599 172**	**44 879 507**	**90 400 899**	**42 449 218**	**-92 010 417**	**40 839 699**	**-4 039 808**
Electricity Generation & Distribution	4 320 500 261	3 898 154 954	-1 614 394 780	6 604 260 435	541 484 876	685 683 036	-412 203 717	814 964 195	589 137 582	688 043 688	-422 067 523	855 113 747	40 149 552
Management: Energy	11 545 776	91 221 578	-101 902 071	865 283	1 824 917	15 682 433	-17 407 899	99 450	1 134 767	13 129 156	-14 263 924	0	-99 450
Sustainable Energy Markets	110 780 312	182 531 926	-98 317 348	194 994 889	15 650 797	31 455 083	-17 338 146	29 767 733	11 312 323	23 606 818	-10 116 834	24 802 308	-4 965 425
Trading & Retail Services	19 549 322 026	763 954 460	-252 582 862	20 060 693 624	2 233 458 556	272 440 020	-62 854 436	2 443 044 140	2 219 667 191	311 658 848	-83 158 349	2 448 167 690	5 123 549
Energy	**23 992 148 374**	**4 935 862 918**	**-2 067 197 061**	**26 860 814 231**	**2 792 419 145**	**1 005 260 571**	**-509 804 199**	**3 287 875 518**	**2 821 251 863**	**1 036 438 510**	**-529 606 630**	**3 328 083 744**	**40 208 226**
Budgets	1 444 576 794	2 474 230 072	-80 088 115	3 838 718 751	219 663 343	414 890 734	-12 416 801	622 137 275	213 108 368	413 676 247	-13 607 855	613 176 760	-8 960 515
Cape Town Stadium	142 838 187	33 707 823	0	176 546 009	24 967 941	5 548 190	0	30 516 130	2 667 929	6 515 986	0	9 183 915	-21 332 216
Expenditure	65 885 434	35 819 854	-98 039 002	3 666 286	10 674 755	6 433 542	-16 563 390	544 907	9 720 059	5 980 531	-15 700 591	-1	-544 908
Finance: Finance	6 177 746	7 262 810	-12 977 239	463 317	1 026 320	1 241 505	-2 158 657	109 168	957 637	1 043 698	-2 001 336	-1	-109 169
Grant Funding	47 785 853	51 613 879	-47 167 264	52 232 468	7 415 653	8 964 523	-8 126 085	8 254 091	6 269 953	8 377 900	-7 666 925	6 980 928	-1 273 163
HR Business Partner: Finance	11 419 475	8 387 366	-14 506 683	5 300 159	1 915 194	1 457 413	-2 398 409	974 198	1 872 533	1 334 435	-2 303 825	903 142	-71 056
Management: Finance	9 074 759	107 147 514	-115 713 373	508 901	1 358 717	18 329 237	-19 569 957	117 997	1 117 736	15 654 098	-16 771 834	0	-117 998
Revenue	734 251 493	652 614 943	-1 148 859 438	238 006 999	113 633 160	110 739 518	-183 685 359	40 687 318	104 400 070	106 627 897	-179 849 141	31 178 827	-9 508 491
Supply Chain Managemen	273 229 613	140 619 793	-392 948 713	20 900 693	43 249 860	23 469 501	-62 414 579	4 304 783	40 446 345	23 799 962	-63 969 939	276 368	-4 028 414
Support Services: Finance	4 073 151	6 864 801	-10 721 742	216 210	665 966	1 166 663	-1 789 396	43 232	654 535	1 131 203	-1 785 738	0	-43 233
Treasury Services	2 061 222 130	53 938 258	-132 498 277	1 982 662 111	355 949 659	9 180 406	-14 936 496	350 193 570	278 735 362	9 072 568	-16 720 452	271 087 478	-79 106 092
Valuations	180 320 043	24 743 707	-195 894 376	9 169 374	30 909 402	4 595 571	-33 078 919	2 426 054	27 932 428	4 938 940	-32 871 367	0	-2 426 054
Finance	**4 980 854 679**	**3 596 950 819**	**-2 249 414 222**	**6 328 391 276**	**811 429 971**	**606 016 803**	**-357 138 049**	**1 060 308 725**	**687 882 955**	**598 153 465**	**-353 249 004**	**932 787 416**	**-127 521 308**
Finance: HS	27 540 420	5 107 153	-29 102 504	3 545 069	4 776 956	920 441	-4 591 235	1 106 162	4 667 512	958 690	-5 626 202	0	-1 106 163
Housing Development	700 429 646	155 433 488	-115 300 316	740 562 819	119 420 345	24 769 722	-17 885 909	126 304 158	87 047 891	24 151 390	-16 859 293	94 339 988	-31 964 171
HR Business Partner: HS	9 233 239	5 649 809	-14 670 739	212 309	1 380 491	1 040 999	-2 317 259	104 231	1 001 870	1 068 756	-2 070 626	0	-104 231
Human Settlements Planning	249 928 863	384 578 341	-326 921 972	307 585 233	21 930 206	62 952 926	-52 660 547	32 222 585	37 838 994	49 320 447	-47 533 392	39 626 049	7 403 465
Informal Settlements	598 942 699	236 059 443	-96 066 729	738 935 413	108 951 513	40 385 593	-16 413 992	132 923 114	48 058 160	36 584 369	-14 464 704	70 177 825	-62 745 288
Management: Human Settlements	10 030 569	137 127 603	-146 159 823	998 349	1 396 014	22 690 171	-23 921 320	164 865	1 244 061	20 334 121	-21 578 182	0	-164 865
Project Management Office: HS	13 146 041	3 847 115	-16 275 025	718 131	2 105 961	657 467	-2 677 423	86 005	2 108 780	656 132	-2 764 912	0	-86 005
Public Housing	714 638 947	913 906 892	-107 491 755	1 521 054 084	106 174 175	145 381 284	-13 523 672	238 031 786	95 149 916	143 291 597	-12 117 343	226 324 170	-11 707 617
Support Services: HS	44 769 268	20 190 863	-66 680 928	-1 720 797	6 179 154	3 362 628	-10 109 795	-568 014	4 936 433	3 139 564	-8 075 996	0	568 014
Human Settlements	**2 368 659 693**	**1 861 900 707**	**-918 669 791**	**3 311 890 609**	**372 314 814**	**302 161 231**	**-144 101 152**	**530 374 893**	**282 053 617**	**279 505 066**	**-131 090 651**	**430 468 032**	**-99 906 861**

CITY OF CAPE TOWN
ACTUAL OPERATING EXPENDITURE PER VOTE

Expenditure	Budget Annual	Budget Charge IN Annual	Budget Charge OUT Annual	Net Budget Annual	Budget Y-t-D	Budget Charge IN Y-t-D	Budget Charge OUT Y-t-D	Net Budget Y-t-D	Actual Y-t-D	Actual Charge IN Y-t-D	Actual Charge OUT Y-t-D	Net Actual Y-t-D	Variance YTD
	A	B	C	D = A+B+C	E	F	G	H = E+F+G	I	J	K	L = I+J+K	M=L-H
Forensic Services	68 889 077	10 592 236	-75 795 963	3 685 350	9 101 979	1 857 748	-10 577 075	382 652	8 394 428	1 651 090	-10 045 518	0	-382 653
Internal Audit	86 065 099	16 010 197	-97 671 314	4 403 982	14 866 432	2 809 007	-16 497 876	1 177 563	14 665 617	3 061 424	-17 727 044	-3	-1 177 566
Legal Services	273 482 841	146 117 230	-405 284 275	14 315 796	35 831 721	52 195 063	-124 463 070	-36 436 286	34 566 094	17 930 685	-52 496 812	-33	36 436 253
Management: City Manager	47 600 699	167 224 974	-201 840 015	12 985 659	4 458 969	26 391 527	-30 549 774	300 723	4 123 328	22 850 572	-26 929 272	44 628	-256 095
Office of the Mayor	79 251 213	18 139 193	-71 846 681	25 543 725	14 453 653	2 871 647	-13 632 547	3 692 753	8 840 657	3 128 791	-9 903 549	2 065 899	-1 626 853
Ombudsman	22 995 121	4 847 088	-26 588 076	1 254 133	3 640 590	855 934	-4 298 683	197 842	3 455 384	659 382	-4 114 766	0	-197 842
Office of the City Manager	**578 284 051**	**362 930 917**	**-879 026 323**	**62 188 645**	**82 353 344**	**86 980 926**	**-200 019 023**	**-30 684 753**	**74 045 508**	**49 281 945**	**-121 216 962**	**2 110 491**	**32 795 244**
Capital Programs & Projects: S&S	23 614 406	5 601 130	0	29 215 536	3 842 674	970 558	0	4 813 231	3 720 976	1 043 506	0	4 764 481	-48 750
Disaster Management Risk Centre	99 861 081	112 118 796	-1 077 774	210 902 102	17 648 572	16 874 801	-210 785	34 312 588	17 472 970	15 385 136	-63 561	32 794 545	-1 518 043
Emergency Policing Incident Contro	142 985 745	62 832 694	-201 336 319	4 482 119	16 354 970	10 272 117	-22 800 875	3 826 213	14 308 395	9 244 767	-23 553 162	0	-3 826 213
Events	161 825 364	96 502 745	-11 396 878	246 931 231	12 170 508	14 177 331	-1 404 068	24 943 771	11 907 743	12 598 352	-1 236 335	23 269 759	-1 674 011
Finance: S&S	7 039 733	965 703	-7 646 072	359 363	1 128 732	182 489	-1 187 257	123 964	1 125 810	278 845	-1 404 655	0	-123 964
Fire Services	954 033 890	388 357 863	-15 724 015	1 326 667 738	126 053 474	65 267 123	-2 547 271	188 773 326	125 189 215	46 973 710	-2 558 261	169 604 664	-19 168 662
HR Business Partner: S&S	6 711 513	860 485	-7 208 151	363 846	1 167 359	163 515	-1 239 157	91 718	1 170 177	177 382	-1 347 559	0	-91 718
Management: Safety & Security	73 955 917	199 888 973	-267 953 550	5 891 341	3 650 655	33 467 747	-44 171 225	-7 052 823	3 286 111	30 486 114	-33 772 225	0	7 052 823
Metropolitan Police Services	1 019 368 816	438 209 104	-72 727 655	1 384 850 266	150 715 873	71 786 896	-13 171 612	209 331 157	147 908 112	69 561 155	-10 348 016	207 121 252	-2 209 905
Public Safety	4 234 204 351	988 323 996	-251 831 846	4 970 696 502	630 457 839	183 701 465	-34 980 857	779 178 448	624 950 764	150 085 843	-30 759 467	744 277 140	-34 901 307
Public Emergency Communications Centre	61 274 559	90 426 473	-147 719 849	3 981 184	10 547 090	13 253 693	-22 004 670	1 796 113	10 684 616	11 813 753	-22 498 369	0	-1 796 113
Support Services: S&S	35 365 080	6 931 928	-40 271 437	2 025 571	4 656 598	1 208 232	-5 559 536	305 293	4 670 545	1 187 909	-5 858 454	0	-305 293
Safety & Security	**6 820 240 455**	**2 391 019 889**	**-1 024 893 546**	**8 186 366 798**	**978 394 344**	**411 325 968**	**-149 277 314**	**1 240 442 998**	**966 395 432**	**348 836 473**	**-133 400 064**	**1 181 831 841**	**-58 611 157**
Development Management	431 213 235	128 437 183	0	559 650 418	64 926 384	22 294 758	0	87 221 142	64 488 872	21 748 479	0	86 237 351	-983 790
Environmental Management	707 781 961	281 645 203	-379 979	989 047 186	95 206 474	47 316 331	-21 009	142 501 796	92 593 590	45 823 608	-25 714	138 391 484	-4 110 312
Finance: SP & E	17 517 565	5 178 125	-21 781 723	913 967	2 549 111	881 277	-3 056 237	374 151	2 144 925	848 435	-2 993 361	0	-374 151
HR Business Partner: SP & E	4 862 788	2 112 569	-6 636 561	338 797	1 012 566	356 376	-1 090 009	278 933	896 817	318 130	-1 214 947	0	-278 933
Managmnt: Spatial Planning & Environmen	17 147 612	120 764 111	-136 908 701	1 003 022	2 467 913	20 534 237	-22 619 436	382 714	1 422 577	17 303 945	-18 726 521	0	-382 713
Project Management Office: SP & E	11 444 200	2 832 132	-13 700 578	575 755	2 125 732	504 121	-2 239 660	390 193	2 084 558	480 579	-2 565 137	0	-390 193
Support Services: SP & E	12 562 862	2 883 256	-14 549 778	896 340	1 963 765	507 392	-2 369 099	102 058	1 942 758	754 820	-2 697 578	0	-102 058
Urban Planning & Design	135 504 926	39 738 771	0	175 243 697	18 829 718	6 695 140	0	25 524 858	18 655 675	6 807 319	0	25 462 994	-61 864
Urban Regeneration	665 571 407	45 379 877	0	710 951 284	97 725 993	7 399 208	0	105 125 201	64 912 969	8 086 051	0	72 999 020	-32 126 181
Spatial Planning & Environment	**2 003 606 556**	**628 971 227**	**-193 957 319**	**2 438 620 464**	**286 807 656**	**106 488 841**	**-31 395 450**	**361 901 047**	**249 142 741**	**102 171 366**	**-28 223 257**	**323 090 849**	**-38 810 197**
Finance: Transport	38 453 005	4 039 903	-40 109 995	2 382 913	5 216 819	708 119	-5 325 447	599 491	2 030 350	740 183	-2 611 597	158 937	-440 554
Management: Urban Mobility	16 455 632	158 632 763	-175 001 513	86 882	1 929 962	26 747 335	-28 939 797	-262 500	2 121 303	24 271 291	-26 392 594	0	262 500
Public Transport	2 098 113 467	272 080 904	-116 118 812	2 254 075 560	187 024 673	44 550 486	-18 783 039	212 792 119	173 014 798	36 520 206	-14 144 601	195 390 404	-17 401 716
Roads Infrastructure Managemen	2 150 589 566	466 112 967	0	2 616 702 534	205 828 175	79 999 784	0	285 827 958	219 190 532	76 262 026	0	295 452 558	9 624 599
Transport Infrastructure Implementatio	1 956 026 512	163 985 210	-51 719 770	2 068 291 952	175 320 220	26 489 996	-8 334 157	193 476 059	152 075 946	24 149 108	-9 639 406	166 585 648	-26 890 411
Transport Planning & Network Managemen	300 761 385	154 136 644	-18 476 667	436 421 362	47 891 254	25 629 617	-3 240 308	70 280 563	47 992 860	23 215 470	-3 196 904	68 011 426	-2 269 138
Transport Shared Services	156 240 325	157 713 760	-194 318 966	119 635 119	19 910 345	25 908 001	-31 350 322	14 468 024	17 106 661	20 061 028	-23 339 705	13 827 984	-640 041
Urban Mobility	**6 716 639 893**	**1 376 702 151**	**-595 745 723**	**7 497 596 321**	**643 121 447**	**230 033 339**	**-95 973 071**	**777 181 716**	**613 532 450**	**205 219 312**	**-79 324 807**	**739 426 956**	**-37 754 760**
Finance & Capital Implementatio	64 502 385	11 890 129	-56 313 664	20 078 850	7 866 879	2 101 833	-9 891 810	76 902	6 528 416	2 251 902	-6 177 567	2 602 751	2 525 849
HR Business Partner: UWM	6 588 919	1 379 062	-7 636 443	331 538	980 549	256 239	-1 197 024	39 764	995 965	275 778	-1 271 743	0	-39 764
Integrated Planning & Waste Strategy	78 063 139	74 981 790	-142 535 078	10 509 851	11 310 664	12 914 785	-23 397 001	828 449	9 800 634	11 193 024	-20 034 168	959 490	131 041
Management: Urban Waste Managemen	33 890 189	93 616 792	-125 526 424	1 980 557	4 694 630	16 121 416	-21 271 454	-455 409	4 317 934	12 920 791	-17 238 725	0	455 409
Support Services: UWM	127 539 049	27 280 252	-134 157 785	20 661 516	15 058 174	4 741 896	-16 980 637	2 819 434	14 173 953	4 792 648	-16 598 189	2 368 412	-451 022
Waste Services	3 915 608 561	2 608 581 272	-731 062 227	5 793 127 606	553 964 194	423 274 252	-121 185 714	856 052 732	503 660 859	419 102 476	-113 350 391	809 412 944	-46 639 789
Urban Waste Management	**4 226 192 242**	**2 817 729 297**	**-1 197 231 621**	**5 846 689 918**	**593 875 091**	**459 410 421**	**-193 923 639**	**859 361 873**	**539 477 760**	**450 536 619**	**-174 670 783**	**815 343 596**	**-44 018 277**
Bulk Services	3 607 348 013	2 480 266 722	-657 339 895	5 430 274 840	399 488 267	413 481 303	-106 194 206	706 775 364	455 029 801	411 774 482	-99 371 499	767 432 784	60 657 420
Commercial Services	1 035 708 272	700 343 913	-680 262 123	1 055 790 061	158 808 776	114 414 984	-105 805 726	167 418 034	92 869 314	104 912 655	-94 105 984	103 675 984	-63 742 050
Communication & Partnership	31 742 128	22 438 840	0	54 180 968	3 834 457	3 823 335	0	7 657 792	4 186 385	3 108 309	0	7 294 694	-363 098
Distribution Services	10 915 179 359	4 550 306 234	-482 901 189	14 982 584 404	1 013 752 930	606 161 706	-79 993 516	1 539 921 120	1 009 675 586	554 884 697	-78 896 538	1 485 663 745	-54 257 375
HR Business Partner: W & S	52 988 893	36 549 125	-74 042 578	15 495 439	8 958 599	6 332 795	-12 408 756	2 882 638	6 075 290	5 647 729	-9 897 162	1 825 857	-1 056 781
Management: Water & Sanitation	6 738 200	101 121 090	-107 398 271	461 018	1 100 915	17 324 148	-18 347 220	77 843	625 765	14 472 204	-15 097 969	0	-77 843
Support Services: W & S	21 131 826	14 513 043	-34 252 739	1 392 130	3 339 811	2 511 076	-5 682 723	168 165	3 597 085	2 187 982	-5 785 067	0	-168 165
Technical Services: W & S	1 037 225 835	781 544 465	-952 509 978	866 260 322	156 902 088	128 128 503	-151 935 695	133 094 896	150 797 650	126 179 588	-152 714 159	124 263 079	-8 831 816
Water & Sanitation	**16 708 062 524**	**8 687 083 432**	**-2 988 706 774**	**22 406 439 182**	**1 746 185 843**	**1 292 177 850**	**-480 367 841**	**2 557 995 851**	**1 722 856 876**	**1 223 167 645**	**-455 868 377**	**2 490 156 144**	**-67 839 707**
Total	**79 463 598 443**	**33 171 578 017**	**-20 486 389 554**	**92 148 786 906**	**10 082 984 505**	**5 598 312 360**	**-3 618 185 732**	**12 063 111 132**	**9 516 983 285**	**5 278 626 966**	**-3 316 385 376**	**11 479 224 875**	**-583 886 257**

CITY OF CAPE TOWN
ISIXEKO SASEKAPA
STAD KAAPSTAD

ANNEXURE C

Transfers and Grants made by the Municipality (MBRR Table SC21)

AUGUST 2026 (2027 M02)

Description	2025/26	Budget Year 2026/27						
R thousand	Audited Outcome	Original Budget	Adjusted Budget	YearTD actual	YearTD budget	YTD variance	YTD variance %	Full Year Forecast
Monetary Transfers to other municipalities								
Not applicable	–	–	–	–	–	–	-	–
Total Monetary Transfers To Municipalities:	**–**	**–**	**–**	**–**	**–**	**–**	**-**	**–**
Monetary Transfers to Entities/Other External Mechanisms								
Cape Town Stadium Entity	28 395	39 500	39 500	(11 684)	8 788	(20 471)	-233.0%	39 500
Total Monetary Transfers To Entities/Ems'	**28 395**	**39 500**	**39 500**	**(11 684)**	**8 788**	**(20 471)**	**-233.0%**	**39 500**
Monetary Transfers to other Organs of State								
Artscape	1 700	1 760	1 760	–	–	–	-	1 760
Baxter Theatre	2 300	2 381	2 381	–	–	–	-	2 381
Peoples Housing Process	53 043	17 529	37 852	1 985	400	1 585	396.2%	37 852
Total Monetary Transfers To Other Organs Of State:	**57 043**	**21 669**	**41 992**	**1 985**	**400**	**1 585**	**396.2%**	**41 992**
Monetary Transfers to Organisations								
Abalimi Bezekhaya	100	–	–	–	–	–	-	–
Aberdeen Soccer Club	29	–	–	–	–	–	-	–
Africa Cricket Development (Pty) Ltd- SA20 Cricket League Playoffs & Finals	2 500	2 000	2 000	–	–	–	-	2 000
African Cyber Gaming League (Pty) Ltd - African Gaming Festival	50	–	–	–	–	–	-	–
African Grassroot Hoops NPC	49	–	–	–	–	–	-	–
Afrika Burns Creative Projects NPC - Streetopia	–	100	100	–	–	–	-	100
Aiden Heynes And Amy Daniels	10	–	–	–	–	–	-	–
Alistair Izobell Projects (Pty) Ltd - The People's Pavilion Festival	–	450	450	–	–	–	-	450
Alpine Funeral Undertakers	–	–	–	8	–	8	100.0%	8
Alta Du Toit School	536	–	–	–	–	–	-	–
Amatolo Funeral Services	7	–	–	–	–	–	-	–
Amazing Grace Upliftment Centre	20	–	–	–	–	–	-	–
Amazonians Rugby Academy	12	–	–	–	–	–	-	–
Amazonians Rugby Academy	–	–	–	12	–	12	100.0%	12
Anthony Williams	8	–	–	–	–	–	-	–
Aristea Primary School	13	–	–	–	–	–	-	–
Ashton Diedericks	10	–	–	–	–	–	-	–
Assocation For Visual Arts	274	–	–	–	–	–	-	–
Athlone Senior Secondary School	2	–	–	–	–	–	-	–
Atlantic Athletic Club Outsurance Gun Run	–	150	150	–	–	–	-	150
Atlantic Funeral Services	8	–	–	–	–	–	-	–
Atlantic Funeral Services	8	–	–	–	–	–	-	–
Atlantis Boys Team	92	–	–	–	–	–	-	–
Atlantis Majorettes	34	–	–	–	–	–	-	–
Atlantis Special Economic Zone	–	6 000	6 000	–	1 000	(1 000)	-100.0%	6 000
Austin Chitter	5	–	–	–	–	–	-	–
Autism Care Foundation	22	–	–	–	–	–	-	–
Awesome Africa Concert Ventures - WOMAD	500	500	500	–	–	–	-	500
Babalwa Ningiza	8	–	–	–	–	–	-	–
Backstory Films - Spinners	1 250	–	–	–	–	–	-	–
Barbarian Warriors	5	–	–	–	–	–	-	–
Bardale Secondary School	2	–	–	–	–	–	-	–
Bathapela Funeral Services	8	–	–	–	–	–	-	–
Baviaanskloof Community Feeding Scheme	8	–	–	–	–	–	-	–
Bayhill United Football Club - Bayhill Premier Cup	–	350	350	–	–	–	-	350
Beacon Hill High School Marching And Drill Squad	60	–	–	–	–	–	-	–
Bellville South High School Urban Farm	11	–	–	–	–	–	-	–
Bernadino Heights High School	47	–	–	–	–	–	-	–
Bet-El School	8	–	–	–	–	–	-	–
Bet-El School For Epileptics	2	–	–	–	–	–	-	–
Big Concerts - Calabash	–	1 500	1 500	–	–	–	-	1 500
Blue Cape	1 350	1 350	1 350	–	–	–	-	1 350
Blueberry Concepts PTY Ltd - Festival of Eventing	50	–	–	–	–	–	-	–
Boland Islamic Society	9	–	–	–	–	–	-	–
Boland Undertakers	4	–	–	–	–	–	-	–
Bonteheuwel AC Bonteheuwel 5km/10km run	–	10	10	–	–	–	-	10
Born To Shine	7	–	–	–	–	–	-	–
Bucket Drumming	28	–	–	–	–	–	-	–

Description	2025/26	Budget Year 2026/27						
R thousand	Audited Outcome	Original Budget	Adjusted Budget	YearTD actual	YearTD budget	YTD variance	YTD variance %	Full Year Forecast
Buren High Majorettes	100	–	–	–	–	–	-	–
Busy Bee Rugby Club	70	–	–	–	–	–	-	–
Byron Bezuidenhout	4	–	–	–	–	–	-	–
Byrone Thompson	8	–	–	–	–	–	-	–
Camissa Arts & Culture NPO - Table Mountain Jazz Festival	–	250	250	–	–	–	-	250
Cape BPO	8 500	9 000	9 000	9 000	9 000	–	-	9 000
Cape Clothing & Textile Cluster	1 650	1 550	1 550	–	–	–	-	1 550
Cape District Minstrel Board - Cape District Minstrel Board Competitions	200	200	200	–	–	–	-	200
Cape Epic (Pty) Ltd - ABSA Cape Epic	–	2 000	2 000	–	–	–	-	2 000
Cape Epic (Pty)Ltd - FNB Wines2Whales	399	390	390	–	–	–	-	390
Cape Malay Choir Board - Annual Cultural Choral Competitions	–	400	400	–	–	–	-	400
Cape Malay Choir Board - Cape Malay Choir Board Road March	1 100	1 300	1 300	–	–	–	-	1 300
Cape Mental Health - Cape Town International Kite Festival	–	80	80	–	–	–	-	80
Cape Of Good Hope SPCA	–	1 700	1 700	850	850	–	-	1 700
Cape Town Baseball Federation	10	–	–	–	–	–	-	–
Cape Town Camerata	100	–	–	–	–	–	-	–
Cape Town Carnival Trust - Cape Town Carnival	3 400	3 100	3 100	–	–	–	-	3 100
Cape Town City Ballet	3 400	3 519	3 519	–	–	–	-	3 519
Cape Town City FC - Cape Town City	400	1 000	1 000	–	–	–	-	1 000
Cape Town Cycle Tour Trust - Cape Town Cycle Tour	–	4 300	4 300	–	–	–	-	4 300
Cape Town Festival of Speed (Pty) Ltd - Cape Town Festival of Speed	400	–	–	–	–	–	-	–
Cape Town Opera	3 400	3 519	3 519	–	–	–	-	3 519
Cape Town Philharmonic Orchestra	5 100	5 279	5 279	–	–	–	-	5 279
Cedar High School	2	–	–	–	–	–	-	–
Celtic Wanderers Soccer Club	40	–	–	–	–	–	-	–
Centre For Early Childhood Development	34	–	–	–	–	–	-	–
Chaylin Alain Stuurman	8	–	–	–	–	–	-	–
Chess Sa Association	5	–	–	–	–	–	-	–
Child And Youth Development	6	–	–	–	–	–	-	–
Choc Childhood Cancer Foundation South Africa	250	–	–	–	–	–	-	–
Chrizelda And Rhonwen Funerals	8	–	–	–	–	–	-	–
Circle of Life Trading (Sole Proprietor) - Kyknet & Kie Mitchells Plain Festival	–	1 050	1 050	–	–	–	-	1 050
Circle of Life Trading (Sole Proprietor) - Wynberg Family Festival	–	496	496	–	–	–	-	496
Circle Way Trading 93 (Pty) Ltd - Cape Town Tens	–	350	350	–	–	–	-	350
Classique Funerals (Pty)Ltd	8	–	–	–	–	–	-	–
Cobras Mountain Protection Team	220	–	–	–	–	–	-	–
College Of Magic	50	–	–	–	–	–	-	–
Collegians Rugby Football Club	165	–	–	–	–	–	-	–
Commen Threads Npo	5	–	–	–	–	–	-	–
Community Media Trust - Aquanauts Beneath the Surface	730	–	–	–	–	–	-	–
Contribution Towards The Burial Cost Of The Late Linda Skai And Olwam Skai	15	–	–	–	–	–	-	–
Contribution Towards The Burial Cost Of The Late Lwando Ngcingwa	8	–	–	–	–	–	-	–
Contribution Towards Mandalay United	13	–	–	–	–	–	-	–
Contribution Towards The Burial Cost Of The Late Wilson Shude	8	–	–	–	–	–	-	–
Contribution Towards The Burial Cost Of The Late Anesimo Ndamane	8	–	–	–	–	–	-	–
Contribution Towards The Burial Cost Of The Late Baby Jayline-Lee Fortuin	7	–	–	–	–	–	-	–
Contribution Towards The Burial Cost Of The Late Bukelelwa Phindela	8	–	–	–	–	–	-	–
Contribution Towards The Burial Cost Of The Late Jason Adams	8	–	–	–	–	–	-	–
Contribution Towards The Burial Cost Of The Late Mornay Corolus	8	–	–	–	–	–	-	–
Contribution Towards The Burial Cost Of The Late Onikwayo Jeku	8	–	–	–	–	–	-	–
Contribution Towards The Burial Cost Of The Late Sammie Du Plessis	8	–	–	–	–	–	-	–
Contribution Towards The Burial Cost Of The Late Shayaaz Daniels	4	–	–	–	–	–	-	–
Contribution Towards The Burial Cost Of The Late, 2 Year Old Metao Abraham	8	–	–	–	–	–	-	–
Contribution Towards The Burial Request For A One-Month Old Baby	5	–	–	–	–	–	-	–
Craig And Sons	100	–	–	–	–	–	-	–
CT Judo Association C Williams	–	–	–	5	–	5	100.0%	5
CT Marathon (Pty) Ltd - Sanlam Cape Town Marathon	–	3 900	3 900	–	–	–	-	3 900
Culture Of China & Cape Town Dragon Boat Festival	42	–	–	–	–	–	-	–
Cyanne Williams	5	–	–	–	–	–	-	–
Darren Jacobs	8	–	–	–	–	–	-	–
Daylin Adams	8	–	–	–	–	–	-	–
Deen Louw Foundation Npo	18	–	–	–	–	–	-	–
Delft Community Cadets	19	–	–	–	–	–	-	–
Desmond and Leah Tutu Legacy Foundation - Desmond Tutu Peace Lecture	100	100	100	–	–	–	-	100

Description	2025/26	Budget Year 2026/27						
R thousand	Audited Outcome	Original Budget	Adjusted Budget	YearTD actual	YearTD budget	YTD variance	YTD variance %	Full Year Forecast
Development Action Group	700	1 000	1 000	–	–	–	-	1 000
District Six Museum	50	–	–	–	–	–	-	–
Dr G.J. Joubert Primary	90	–	–	–	–	–	-	–
Dr. Van Der Ross Primary	100	–	–	–	–	–	-	–
Eaglet To Eagle Eye Service	8	–	–	–	–	–	-	–
Eaglet To Eagle Services	8	–	–	–	–	–	-	–
Eersteriver Athletic Club - Eersteriver Athletic Club Road Race	–	20	20	–	–	–	-	20
EFC South Africa (Pty) Ltd - Knox Legacy Series	800	–	–	–	–	–	-	–
El Shaddai Christen School - Gryphon 99er Cycle Race	–	100	100	–	–	–	-	100
Electronic Media Network (Pty) Ltd - Silverskermfees	2 000	2 000	2 000	–	–	–	-	2 000
Encounters South Africa 28Th International Documen	250	–	–	–	–	–	-	–
Encounters Training & Development Institute - Encounters Film Festival	350	300	300	–	–	–	-	300
Endimako Dayimani	8	–	–	–	–	–	-	–
Equitics Holding (Pty)Ltd-Sponsorship African Agri Investment Indababa	50	–	–	–	–	–	-	–
Ernest Barnes	8	–	–	–	–	–	-	–
Eskom Expo For Young Scientist	100	–	–	–	–	–	-	–
Esylynn Swartz	8	–	–	–	–	–	-	–
Eternal Life Fund And Undertakers	8	–	–	–	–	–	-	–
Eternal Life Fund And Undertakers	7	–	–	–	–	–	-	–
Ethembeni Npo	3	–	–	–	–	–	-	–
Events Labs (Pty) Ltd - We Are Africa	–	550	550	–	–	–	-	550
Events Social Marketing & Production (Pty) Ltd - Cape Town International Jazz Festival	2 185	2 500	2 500	–	–	–	-	2 500
Evergreen Funeral Services	13	–	–	–	–	–	-	–
Fabi Fashions	11	–	–	–	–	–	-	–
Faithworkers Funerals And Trade	8	–	–	–	–	–	-	–
FC Kapstadt - Kapstadt Cup	–	250	250	–	–	–	-	250
Feeding Scheme Based In Philippi	22	–	–	–	–	–	-	–
Fiera Milano Exhibitions Africa (Pty) Ltd - Investec Cape Town Art Fair	200	200	200	–	–	–	-	200
Football Club In Beacon Valley	35	–	–	–	–	–	-	–
Forest Village Drummie Club	115	–	–	–	–	–	-	–
Francina Hartzenberg	8	–	–	–	–	–	-	–
Friends Of Arderne Gardens	500	–	–	–	–	–	-	–
Friends Of Liesbeek	100	–	–	–	–	–	-	–
Friends Of Silvermine Nature Area (Fosna)	100	–	–	–	–	–	-	–
Friends Of Valkenberg Trust	80	–	–	–	–	–	-	–
Gabriella Centre	90	–	–	–	–	–	-	–
Gas Motorshow National Tour Cape Town	50	–	–	–	–	–	-	–
Genadendal Vervoer Dienste	–	–	–	100	–	100	100.0%	100
Golden Stars Sporting Club	62	–	–	–	–	–	-	–
Grannies Fc Players	38	–	–	–	–	–	-	–
Grass Boots Football Club	55	–	–	–	–	–	-	–
Greater Tygerberg Partnership	15 502	15 502	15 502	–	–	–	-	15 502
Green Riders	124	–	–	–	–	–	-	–
GreenCape	7 411	5 900	5 900	–	–	–	-	5 900
Hamlet Botha	8	–	–	–	–	–	-	–
Hangberg Dreams NPC	13	–	–	8	–	8	-	8
Harvest Time Pentecostal Church	30	–	–	–	–	–	-	–
Helga Kasper	3	–	–	–	–	–	-	–
Hewat Athletics Club - Cape Town Festival of Running	–	150	150	–	–	–	-	150
Hillsong Africa Foundation Trust	285	–	–	–	–	–	-	–
Hoerskool Scottsdene	2	–	–	–	–	–	-	–
Home Stars Football Club	6	–	–	–	–	–	-	–
Hope Rugby Academy	12	–	–	–	–	–	-	–
Hope Summit 2026	100	308	308	–	79	(79)	-100.0%	308
Hottentots-Holland High	110	–	–	–	–	–	-	–
Hout Bay Seal Rescue Centre (Hbsrc)	150	–	–	–	–	–	-	–
Hyve Events SA Limited - Investing In African Mining Indaba	500	350	350	–	–	–	-	350
Ico Conferences And Events-Sponsorship - 11Th Awief Event	200	–	–	–	–	–	-	–
Ikamva Labantu	250	–	–	–	–	–	-	–
Ilinge Lethu Funeral Service	8	–	–	–	–	–	-	–
In Touch Athletic Club - Voet of the Vine	–	30	30	–	–	–	-	30
Inner City Brand Project NPO (trading as "The Mission")	10 000	10 000	10 000	–	–	–	-	10 000
Interfer-Sponsorship - Khamissa Art Festival	43	–	–	–	–	–	-	–

Description	2025/26	Budget Year 2026/27						
R thousand	Audited Outcome	Original Budget	Adjusted Budget	YearTD actual	YearTD budget	YTD variance	YTD variance %	Full Year Forecast
International Hockey Federation (Fih) Mens Nations	150	–	–	–	–	–	-	–
Iqhayiya Sports Development NPC	44	–	–	45	–	45	100.0%	45
Iskcon Cape Town - Festival of Chariots	–	50	50	–	–	–	-	50
Itheko Sports Management - Slave Walk Challenge	–	600	600	–	–	–	-	600
Jabulani	4	–	–	–	–	–	-	–
Jacobs G	10	–	–	–	–	–	-	–
Jam Jam Community Feeding Initiative	7	–	–	–	–	–	-	–
Jazz In The City	330	–	–	–	–	–	-	–
Jazzart Dance Theatre	375	–	–	–	–	–	-	–
JCQ Productions - Jazzathon	350	350	350	–	–	–	-	350
Jody Kensley	1	–	–	–	–	–	-	–
K2015127351 t/a Cape Town Sixs Festival - Cape Town Sixes Cricket and Cultural Festival	50	50	50	–	–	–	-	50
K2018485581 Pty Ltd t/a Africa Games Week - Africa Games Week	250	50	50	–	–	–	-	50
Kaapse Klopse Karnival Association - 2de Nuwe Jaar Street Parade	3 565	4 200	4 200	–	–	–	-	4 200
Kaapse Klopse Karnival Association - KKKA Competitions	–	600	600	–	–	–	-	600
Kalsy Abrahams	8		–	–	–	–	-	–
Keep the Dream NPC - Keep the Dream Competitions	300	300	300	–	–	–	-	300
Kgotsofalang Funeral Parlour	5	–	–	–	–	–	-	–
Khayelitsha Athletics Club - Khayelitsha Athletics Club Annual Race	–	30	30	–	–	–	-	30
Khayelitsha Fashion Hub - Khayelitsha Fashion Week	–	49	49	49	49	–	-	49
Khulisa Social Solutions	13 278	–	–	–	–	–	-	–
Kiarah Daniels	5	–	–	–	–	–	-	–
Kids Can Cancer Foundation	100	–	–	–	–	–	-	–
Kindergarten Films - Omdraai	221	–	–	–	–	–	-	–
Koast Club South Africa (Pty) Ltd - Surf Expo	100	100	100	–	–	–	-	100
Kraaifontein Warriors Rugby Club	10	–	–	–	–	–	-	–
Ksisas Association	5	–	–	–	–	–	-	–
Kwacaleni Soup Kitchen	5	–	–	–	–	–	-	–
Langa Scorpions Wheelchair Basketball Club	5	–	–	–	–	–	-	–
Langa Scorpions Wheelchair Basketball Club	158	–	–	–	–	–	-	–
Late Angelo Adams	8	–	–	–	–	–	-	–
Late Ankodlulwa Ndaku	8	–	–	–	–	–	-	–
Late Lungiswa Wendy Ndanda	8	–	–	–	–	–	-	–
Late Morne Van Rooi	8	–	–	–	–	–	-	–
League Of Friends Of The Blind (Lofob)	250	–	–	–	–	–	-	–
Leap Science And Maths School	2	–	–	–	–	–	-	–
Liefde by die Dam (Pty) Ltd - Liefde by die Dam	–	53	53	–	–	–	-	53
Lifesaving South Africa	10	–	–	–	–	–	-	–
Live Events (Pty) Ltd-Sponsorship The Good Life Show	49	–	–	–	–	–	-	–
Living Hope Trust	600	706	706	706	–	706	100.0%	706
Lizzy'S Happy Home	9	–	–	–	–	–	-	–
Loukmaan Adams Productions (Pty) Ltd - Unity on the Square	400	500	500	–	–	–	-	500
Luhlelolulhle Zwelibanzi	8	–	–	–	–	–	-	–
Lukiwe Maxhatisa	7	–	–	–	–	–	-	–
Lumenocity Pty Ltd-Sponsorship - Lumenocity: The Art Of Light	250	–	–	–	–	–	-	–
Macheal Thembela	8	–	–	–	–	–	-	–
Magdelene Du Plessis Du Plessis	8	–	–	–	–	–	-	–
Mandla Sport 4 Change	15	–	–	–	–	–	-	–
Mankanyi Funerals Late L Zwelibanzi	–	–	–	8	–	8	100.0%	8
Marian Rc Secondary School	2	–	–	–	–	–	-	–
Marnewick J	5	–	–	–	–	–	-	–
Masi Violin	87	–	–	–	–	–	-	–
Masibambisane Secondary School	2	–	–	–	–	–	-	–
Masikuncede Funeral	6	–	–	–	–	–	-	–
Maynardville Theatre NPC - Maynardville Open Air Festival	200	200	200	–	–	–	-	200
Mcsa Community Programme Initiatives	500	–	–	–	–	–	-	–
Mes Parow (Mould Empower Serve)	500	–	–	–	–	–	-	–
Messe Frankfurt South Africa (Pty)	100	–	–	200	–	200	100.0%	200
Methys Consulting-Sponsorship - Africarena Grand Summit	217	–	–	–	–	–	-	–
Mighty Falcons Sports Development	3	–	–	–	–	–	-	–
Milton Matsemela Tableview I	18	–	–	–	–	–	-	–
Mitchell'S Plain Community Street (Iftaar) Boeka,	17	–	–	–	–	–	-	–
Mitchells Plain Athletics Club - Mitchells Plain AC Half Marathon	10	50	50	–	–	–	-	50

Description	2025/26	Budget Year 2026/27						
R thousand	Audited Outcome	Original Budget	Adjusted Budget	YearTD actual	YearTD budget	YTD variance	YTD variance %	Full Year Forecast
Mitchells Plain Kick Boxing	50	–	–	–	–	–	-	–
MJ Li KungFu Foundation - Africa International Kung-fu Tournament	158	150	150	–	–	–	-	150
MMA South Africa NPO H Gool	–	–	–	10	–	10	100.0%	–
MMA South Africa NPO I Boole	5	–	–	–	–	–	-	–
Morgenster United Soccer Teams	32	–	–	–	–	–	-	–
Mosselbank River Conservation Team	148	–	–	–	–	–	-	–
Mrs Mangali	24	–	–	–	–	–	-	–
Muizenberg Beach Huts Precinct	250	–	–	–	–	–	-	–
My Broetjie my Bra Collective (Pty) Ltd - From Hanover Street 60 Years of Forced Removals	250	–	–	–	–	–	-	–
N5 Sports Trust	300	–	–	–	–	–	-	–
Nagvlug Films - Silas en die Donkerman	1 250	–	–	–	–	–	-	–
Nakhlistan	6	–	–	–	–	–	-	–
National Heritage Project Npc	186	–	–	–	–	–	-	–
National Sea Rescue Institute	60	60	60	–	–	–	-	60
Nature Connect Trust (formerly known as CTEET [Cape Town Environmental Education Trust]	810	810	810	–	–	–	-	810
Nature Conservationcy - Alien Vegetation Clearing	24 995	25 000	25 000	–	–	–	-	25 000
Ndlamhlaba Funeral	8	–	–	–	–	–	-	–
Nelson Mandela Lecture - Nelson Mandela Lecture	–	100	100	–	–	–	-	100
Never say Never Public Relations T/A Eddy Cassar Public Relations - Jive Cape Town Funny Festival	600	600	600	–	–	–	-	600
New Testament Funeral Home	8	–	–	–	–	–	-	–
Nikita Finch	8	–	–	–	–	–	-	–
Noah [Neighbourhood Old Age Home]	250	–	–	–	–	–	-	–
Nomvelo Sotewu	8	–	–	–	–	–	-	–
Nonqulo Funeral Services	8	–	–	–	–	–	-	–
Northwood Diabetic Health Club	6	–	–	–	–	–	-	–
Nostop NPO	100	–	–	–	–	–	-	–
Ntsika Enterprise And Development	30	–	–	–	–	–	-	–
Old Apostolic Church Senior	8	–	–	–	–	–	-	–
Old Crossroad Cricket Club	19	–	–	–	–	–	-	–
One Up Wholesalers	5	–	–	–	–	–	-	–
One-Eyed Jack (Pty) Ltd-Sponsorship - Ai Empowered	100	–	–	–	–	–	-	–
Open Book Festival (Pty) Ltd - Open Book Festival	200	400	400	–	–	–	-	400
Outreach Africa - Cape Town Pride Festival	–	550	550	–	–	–	-	550
Paedspal Paediatic Palliative Care	150	–	–	–	–	–	-	–
Paedspal Paediatric Care	100	–	–	–	–	–	-	–
Patch-Helderberg Child Abuse Centre	120	–	–	–	–	–	-	–
Pelican Park High School	2	–	–	–	–	–	-	–
Peninsula School Feeding Association - Blisters for Bread	–	150	150	–	–	–	-	150
Peninsula School Feeding Association'S School Nutrition Support Programme	500	–	–	–	–	–	-	–
Penlyn Civic Association	672	–	–	–	–	–	-	–
Pepkor	6	–	–	–	–	–	-	–
Perfect Peace Funeral Fund Pty Ltd	8	–	–	–	–	–	-	–
Perseverance Secondary School	2	–	–	–	–	–	-	–
Philippi Economic Development Initiative (PEDI) - Philippi OA Regeneration Initiative	25 630	6 250	6 250	–	–	–	-	6 250
Pick N Pay Wine & Food Festival Cape Town	49	–	–	–	–	–	-	–
Playtopia Foundation NPC - Playtopia Festival	50	–	–	–	–	–	-	–
Princess Vlei Forum	403	–	–	–	–	–	-	–
Project Noordhoeked	250	–	–	–	–	–	-	–
Protect Our Paths Foundation	250	–	–	–	–	–	-	–
Public benefit Organisations - Still to be allocated by Directorates	–	42 237	42 300	–	2 434	(2 434)	-100.0%	39 706
Race Coast Western Cape (Pty) Ltd - Cape Summer Festival of Racing	–	800	800	–	–	–	-	800
Radio 786 - Cape Town Ramadaan & Lifestyle Expo	400	500	500	–	–	–	-	500
Rainbow Art Organisation NPO - Acappella Music Festival	50	–	–	–	–	–	-	–
Rainbow Promise Foundation	5	–	–	–	–	–	-	–
Reallocation Of Expenditure	200	–	–	–	–	–	-	–
Red Bull South Africa (Pty) Ltd - Wings For Life World Run	–	50	50	–	–	–	-	50
Red Bull South Africa (Pty)Ltd - Redbull King of the Air	300	350	350	–	–	–	-	350
Red Rovers Football Club	22	–	–	–	–	–	-	–
Reed Exhibitions (Pty) Ltd - Africa Travel Week	4 500	2 625	2 625	–	–	–	-	2 625
Reed Exhibitions (Pty) Ltd - Comic Con Cape Town	1 544	1 544	1 544	–	–	–	-	1 544
Reed Exhibitions (Pty) Ltd - Decorex	200	–	–	–	–	–	-	–
Reed Exhibitions (Pty) Ltd - Film, Arts, Media and Entertainment (FAME)	2 500	2 500	2 500	–	–	–	-	2 500

Description	2025/26	Budget Year 2026/27						
R thousand	Audited Outcome	Original Budget	Adjusted Budget	YearTD actual	YearTD budget	YTD variance	YTD variance %	Full Year Forecast
Rocklands Rugby Football Club	13	–	–	–	–	–	-	–
Rodney Thompson	8	–	–	–	–	–	-	–
Rotary Club of Wynberg - Last Night of the Proms	60	60	60	–	–	–	-	60
Roxy Davis Foundation Npc	10	–	–	–	–	–	-	–
Royal Cape Yacht Club - Cape to Rio	250	250	250	–	–	–	-	250
Royal Cape Yacht Club - Lipton Cup Challenge	150	250	250	–	–	–	-	250
Royal Funerals Late R Davids	–	–	–	8	–	8	100.0%	8
Royal Funerals Late S Williams	–	–	–	8	–	8	100.0%	8
Ryan Davids	8	–	–	–	–	–	-	–
S&F Christians Coach And Min	36	–	–	–	–	–	-	–
SA Baseball Union	5	–	–	–	–	–	-	–
Sa Schools Hockey	5	–	–	–	–	–	-	–
Sa Touch Association	5	–	–	–	–	–	-	–
SA United Christmas Bands Board - SA United Christmas Bands Board Competitions	300	300	300	–	–	–	-	300
SA United Christmas Bands Board - SA United Christmas Bands Board Road March	–	300	300	–	–	–	-	300
Saartjie Baartman Centre For Women And Children	300	–	–	–	–	–	-	–
Safa Cape Town - SAFA Cape Town Coke Cup Finals	–	200	200	–	–	–	-	200
Safe Sport International Global Conference	100	–	–	–	–	–	-	–
Sakhanya Funeral Services	8	–	–	–	–	–	-	–
SANCCOB Non-Profit Organisation	1 500	1 500	1 500	1 500	1 500	–	-	1 500
Save A Fishie	75	–	–	–	–	–	-	–
Saxonsea Secondary School	25	–	–	–	–	–	-	–
Sbondaba Dance	254	–	–	–	–	–	-	–
Sentinel Ocean Alliance	250	–	–	–	–	–	-	–
Serve The Needy Npc	10	–	–	–	–	–	-	–
Shabach Community Development	21	–	–	–	–	–	-	–
Shark Spotters	44 924	18 522	18 522	18 522	18 554	(32)	-0.2%	18 522
Shop n Save	3	–	–	–	–	–	-	–
Showtime Management (Pty) Ltd - Ultra South Africa	–	300	300	–	–	–	-	300
Simon'S Town West Dockyard Clock And Clock Tower	270	–	–	–	–	–	-	–
Sir Lowry Pass Creative Development Centre	15	–	–	–	–	–	-	–
Sisters Incorporated	250	–	–	–	–	–	-	–
Sivuyile Mathebe	8	–	–	–	–	–	-	–
Siyabonga Funeral Services	8	–	–	–	–	–	-	–
Soccer Club In Khayelitsha.	63	–	–	–	–	–	-	–
Soccer Team In Ocean View	20	–	–	–	–	–	-	–
Solomon'S Haven	200	–	–	–	–	–	-	–
Soup Kitchen In Ward 96, Khayelitsha	6	–	–	–	–	–	-	–
South African Disabled Golf Association (SADGA) - Canon Cape Town Disabled Golf	275	275	275	–	–	–	-	275
South African International Ballet Competition - South African International Ballet Competition	300	300	300	–	–	–	-	300
South African National Biodiversity Institute - Kirstenbosch Summer Sunset Concerts	–	350	350	–	–	–	-	350
South African Rugby Union - HSBC Cape Town 7s	–	4 500	4 500	–	–	–	-	4 500
South African Schools Hockey	5	–	–	–	–	–	-	–
Southern Africa PGA Tour - Cape Town Ladies Open	328	328	328	–	–	–	-	328
Southern Africa PGA Tour - Cape Town Open	2 205	2 315	2 315	–	–	–	-	2 315
Southern African Institute For Industrial Engineering (SAIIE)	208	–	–	–	–	–	-	–
Sp(I)Eel Arts Therapies Collective	229	–	–	–	–	–	-	–
Spin & Drift Outlaws	(27)	–	–	–	–	–	-	–
Spine Road High School Drumline & Drill Marching Squad	60	–	–	–	–	–	-	–
Sporting Chance Development Foundation - Calypso Cricket	40	120	120	–	–	–	-	120
Squash South Africa - Growthpoint SA Nationals of Squash	220	231	231	–	–	–	-	231
St John'S Apostolic Mission Church	5	–	–	–	–	–	-	–
St Luke'S Combined Hopital NPC	–	–	–	200	–	200	100.0%	200
Star Film Company	50	–	–	–	–	–	-	–
Stillwater Sports Management - ABSA Run Your City 10km	–	1 050	1 050	–	–	–	-	1 050
Stillwater Sports Management - Totalsports Women's Race	–	368	368	–	–	–	-	368
Stoffels D	5	–	–	–	–	–	-	–
Stop Trafficking Of People	65	–	–	–	–	–	-	–
Stormers (Pty) LTD - Stormers	–	4 000	4 000	–	–	–	-	4 000
Strand Sekondere Skool	2	–	–	–	–	–	-	–
Streetscapes	2 600	–	–	–	–	–	-	–
Strong Schools Colloborative	97	–	–	–	–	–	-	–
Studio Bo - Animal Therapy	50	–	–	–	–	–	-	–

Description	2025/26	Budget Year 2026/27						
R thousand	Audited Outcome	Original Budget	Adjusted Budget	YearTD actual	YearTD budget	YTD variance	YTD variance %	Full Year Forecast
Sugarbird Trust	100	–	–	–	–	–	-	–
Suidoosterfees NPO - Suidoosterfees	1 500	1 000	1 000	–	–	–	-	1 000
Summit Events (Pty) Ltd - UltraTrail Cape Town	–	420	420	–	–	–	-	420
T10 Crusaders NPO	20	–	–	–	–	–	-	–
Tag Rugby Association	–	–	–	10	–	10	100.0%	10
Tag Rugby SA	4	–	–	–	–	–	-	–
Tamboerskloof Ratepayers'	1 300	–	–	–	–	–	-	–
Tehillah Community Collaborative	250	–	–	–	–	–	-	–
Tereo School	750	–	–	–	–	–	-	–
The Atlantis Cricket Club	10	–	–	–	–	–	-	–
The Blomvlei Neighbourhood Watch From Hanover Park	5	–	–	–	–	–	-	–
The Burial Cost Of The Late	8	–	–	–	–	–	-	–
The Burial Cost Of The Late Baby Solomon April	7	–	–	–	–	–	-	–
The Butterfly Art Project	260	–	–	–	–	–	-	–
The Cape Animal Welfare Forum (Cawf)	500	–	–	–	–	–	-	–
The Cape Craft and Design Institute NPC	2 800	2 000	2 000	–	–	–	-	2 000
The Community Bible Society	12	–	–	–	–	–	-	–
The Craft And Design Institute	364	–	–	–	–	–	-	–
The Exceptional Nurse Campaign - Night Run to Honour Nurses	–	50	50	–	–	–	-	50
The Haven Night Shelter Welfare Organisation	450	29 536	29 536	29 536	29 536	–	-	29 536
The Health Foundation Of South Africa	844	–	–	–	–	–	-	–
The Loerie Awards Company NPC - Loeries Creative Week: The Loeries Awards	3 630	3 932	3 932	–	–	–	-	3 932
The Party Shop	7	–	–	–	–	–	-	–
The Ramadaan Market In Bonteheuwel.	8	–	–	–	–	–	-	–
The South Peninsula Veterans Cricket Club.	5	–	–	–	–	–	-	–
The Sugarbird Trust	250	–	–	–	–	–	-	–
Thembelihle High School	2	–	–	–	–	–	-	–
Things On Wheels	10	–	–	–	–	–	-	–
Things on Wheels NPC - Wheelwalk	75	50	50	–	–	–	-	50
Three Sisters Care Givers	11	–	–	–	–	–	-	–
Top Media And Communications-Sponsorship - Africa Tech Week	300	–	–	–	–	–	-	–
Torpedo Swimrun (Pty) Ltd - Torpedo Swimrun Cape Town	49	49	49	–	–	–	-	49
Toy Run Charity - Toy Run	–	50	50	–	–	–	-	50
Treble Entertainment (Pty)Ltd - Freedom Paddle	50	50	50	–	–	–	-	50
Tropical Disco (Pty) Ltd - Tropical Disco	–	100	100	–	–	–	-	100
TS Funeral Service Late A Williams	–	–	–	8	–	8	100.0%	8
Tsidiso Hlefe	8	–	–	–	–	–	-	–
Two Oceans Aquarium Foundation	551	260	260	–	–	–	-	260
Two Oceans Marathon NPC - Two Oceans Marathon	–	2 000	2 000	–	–	–	-	2 000
Tygerberg Hospital Children'S Trust	200	–	–	–	–	–	-	–
Tyreze Parson	8	–	–	–	–	–	-	–
Uitsig General Cadets	55	–	–	–	–	–	-	–
Umanyano Funeral Services	–	–	–	8	–	8	100.0%	8
Unchain The Plain Foundation	20	–	–	–	–	–	-	–
Unica Enterprise (Pty) Ltd	–	–	–	180	–	180	100.0%	180
U-Turn Homeless Ministries Npc	1 250	–	–	–	–	–	-	–
UVU Africa	3 500	3 500	3 500	–	–	–	-	3 500
V&A Waterfront Holdings (Pty) Ltd - New Year's Eve	500	500	500	–	–	–	-	500
Vanessa Zealand	8	–	–	–	–	–	-	–
VC4A-Sponsorship-Africa Early Stage Investor Summit	100	–	–	–	–	–	-	–
Vigis Home Of Hope Npo	3	–	–	–	–	–	-	–
Village Collaboration	50	–	–	–	–	–	-	–
Volunteer Wildfire Services	500	–	–	–	–	–	-	–
Vuka Events And Management Services-Sponsorship - Africa Green Economy	200	–	–	–	–	–	-	–
Vuka Events And Management Services-Sponsorship Hosting The Converge Event	150	–	–	–	–	–	-	–
Warren Abrahams	11	–	–	–	–	–	-	–
Water Research Commission	553	–	–	167	170	(3)	-1.6%	167
Waterfront Rotary Club - Waterfront Canal Challenge	35	45	45	–	–	–	-	45
We Care Burial Aid Society	8	–	–	–	–	–	-	–
We Care Burial Aid Society	8	–	–	–	–	–	-	–
We Share Because We Care	30	–	–	–	–	–	-	–
Wendy Njoli	8	–	–	–	–	–	-	–
Western Cape Economic Development Partnership (WCEDP)	10 584	8 487	8 487	498	–	498	100.0%	8 487
Western Cape Sports Association	3	–	–	–	–	–	-	–

Description	2025/26	Budget Year 2026/27						
R thousand	Audited Outcome	Original Budget	Adjusted Budget	YearTD actual	YearTD budget	YTD variance	YTD variance %	Full Year Forecast
Western Province Athletics	30	–	–	–	–	–	-	–
Western Province Athletics - SPAR Ladies Race	–	300	300	–	–	–	-	300
Western Province Cricket	5	–	–	–	–	–	-	–
Western Province Ice Hockey Association - Senior Men's Ice Hockey	400	–	–	–	–	–	-	–
Western Province Marching Association - Western Province Marching	–	300	300	–	–	–	-	300
Western Province Motor Club - Bragging Rights Festival	150	100	100	–	–	–	-	100
Western Province Motor Club - Cape Town Motorsport Festival	518	50	50	–	–	–	-	50
Western Province Motor Club - Extreme Festival	–	150	150	–	–	–	-	150
Western Province Motor Club - Killarney Motor Show	150	150	150	–	–	–	-	150
Western Province Motor Club - Streetfest	150	–	–	–	–	–	-	–
Westlake United Church Trust	165	–	–	–	–	–	-	–
Where Rainbows Meet	2	–	–	–	–	–	-	–
Wildflower Stepping Stone	1 200	–	–	–	–	–	-	–
Women And Children Abuse Caring From Eerste River.	6	–	–	–	–	–	-	–
Women's Professional Golf Association - Investec South African Women's Open	1 874	1 874	1 874	–	–	–	-	1 874
Woodstock Community Police Forum	20	–	–	–	–	–	-	–
Wynberg Concerned Citizens	13	–	–	–	–	–	-	–
Xavier Cornelius	10	–	–	–	–	–	-	–
Yellowwood Primary School	20	–	–	–	–	–	-	–
Young Stunners Football Club	3	–	–	–	–	–	-	–
Young Urbanists	800	–	–	–	–	–	-	–
Youth Growth Initiative	10	–	–	–	–	–	-	–
Ysterplaat Primary School Majorettes	8	–	–	–	–	–	-	–
Zeekoevlei High School Soccer Team	–	–	–	24	–	24	100.0%	24
Cape Town City FC - Cape Town City	–	–	–	–	–	–	-	–
Stevens Community Funeral Services	–	–	–	8	–	8	100.0%	8
Rx Radio Sa Npc	–	–	–	100	–	100	100.0%	100
Simonstown Historical Society	–	–	–	270	–	270	100.0%	270
Maria Undertakers (Pty) Ltd	–	–	–	15	–	15	100.0%	15
Senior Women Football Club	–	–	–	38	–	38	100.0%	38
Harvest Bible Fellowship Npo	–	–	–	25	–	25	100.0%	25
Expo For Young Scientists	–	–	–	120	–	120	100.0%	120
Blackball South Africa	–	–	–	10	–	10	100.0%	10
Zeekoevlei Yacht Club	–	–	–	750	–	750	100.0%	750
Delft Protea Funeral Fund	–	–	–	15	–	15	100.0%	15
Atlantic Funeral Late S Petersen	–	–	–	8	–	8	100.0%	8
Atlantic Funeral Late C Van Rooi	–	–	–	8	–	8	100.0%	8
Lme Funerals Late Angelo Adams	–	–	–	8	–	8	100.0%	8
The Anchor Community Development Team	–	–	–	22	–	22	100.0%	22
MMA South Africa NPO	–	–	–	10	–	10	100.0%	10
Golden Stars Sporting Club	–	–	–	62	–	62	100.0%	62
Angel Community Outreach NPO	–	–	–	15	–	15	100.0%	15
Central Schools Football Academy	–	–	–	100	–	100	100.0%	100
LME Funerals Late Liezel Baron	–	–	–	8	–	8	100.0%	8
Umbon 'Omhle Funerals Late A Yanta	–	–	–	8	–	8	100.0%	8
Total Monetary Transfers To Organisations	**264 057**	**278 088**	**278 150**	**63 264**	**63 172**	**92**	**0.1%**	**278 150**
Monetary Transfers to Groups of Individuals								
Not applicable	–	–	–	–	–	–	-	–
Total Monetary Transfers To Groups Of Individuals:	**–**	**–**	**–**	**–**	**–**	**–**		**–**
TOTAL Monetary TRANSFERS AND GRANTS	**349 496**	**339 257**	**359 642**	**53 565**	**72 359**	**(18 794)**	**-26.0%**	**359 642**
In-Kind Transfers to other municipalities								
Not applicable	–	–	–	–	–	–	-	–
Total In-Kind Transfers To Municipalities:	**–**	**–**	**–**	**–**	**–**	**–**	**-**	**–**
In-Kind Transfers to Entities/Other External Mechanisms								
Not applicable	–	–	–	–	–	–	-	–
Total In-Kind Transfers To Entities/Ems'	**–**	**–**	**–**	**–**	**–**	**–**	**-**	**–**
In-Kind Transfers to other Organs of State								
Not applicable	–	–	–	–	–	–	-	–
Total In-Kind Transfers To Other Organs Of State:	**–**	**–**	**–**	**–**	**–**	**–**	**-**	**–**

Description	2025/26	Budget Year 2026/27						
R thousand	Audited Outcome	Original Budget	Adjusted Budget	YearTD actual	YearTD budget	YTD variance	YTD variance %	Full Year Forecast
In-Kind Grants to Organisations								
Not applicable	–	–	–	–	–	–	-	–
Total In-Kind Grants To Organisations	–	–	–	–	–	–	-	–
Groups of Individuals								
Not applicable	–	–	–	–	–	–	-	–
Total In-Kind Grants To Groups Of Individuals:	–	–	–	–	–	–	-	–
TOTAL In-Kind TRANSFERS AND GRANTS	–	–	–	–	–	–	-	–
TOTAL TRANSFERS AND GRANTS	**349 496**	**339 257**	**359 642**	**53 565**	**72 359**	**(18 794)**	**-26.0%**	**359 642**

CITY OF CAPE TOWN
ISIXEKO SASEKAPA
STAD KAAPSTAD

ANNEXURE D

Detailed Capital Budget and Actuals (Projects) (MBRR Table SC36)

AUGUST 2026 (2027 M02)

Function												2025/26	Budget Year 2026/27						
R Thousand	Project Description	Project Number	Type	MTDP Service Outcome	IUDF	Own Strategic Objectives	Asset Class	Asset Sub-Class	Ward Location	GPS Longitude	GPS Lattitude	Provisional Outcome	Original Budget	Adjusted Budget	YearTD actual	YearTD budget	YTD variance	YTD variance %	Full Year Forecast
Community Services & Health	City Health: Air Pollution Control Equipm: Add FY27	CPX/0000349: CPX.0023337	New	32	02	5	Machinery and Equipment	Machinery and Equipment	Corp Inf			–	481	481	–	–	–	-	481
Community Services & Health	City Health: Computer Equipment: Replacem South FY27	CPX/0012676: CPX.0028848	Renewal	32	02	5	Computer Equipment	Computer Equipment	Corp Inf			–	1 000	1 000	986	400	586	146.6%	1 000
Community Services & Health	City Health: Computer Equipment: Replacement FY27	CPX/0012676: CPX.0044410	Renewal	32	02	5	Computer Equipment	Computer Equipment	Corp Inf			–	1 360	1 360	1 298	1 360	(62)	-4.5%	1 360
Community Services & Health	City Health: Delft Clinic Upgrades	CPX/0039325: CPX.0041551	Upgrade	32	02	5	Community Facilities	Clinics/Care Centres	24	18.6332418	-33.99161614	–	1 000	1 000	17	50	(33)	-66.3%	1 000
Community Services & Health	City Health: Elsies River Clinic Upgrade	CPX/0039325: CPX.0041542	Upgrade	32	02	5	Community Facilities	Clinics/Care Centres	28	18.57516652	-33.92966883	–	225	225	–	–	–	-	225
Community Services & Health	City Health: Environmental Health Equipm: Repl FY27	CPX/0000350: CPX.0023433	Renewal	32	02	5	Machinery and Equipment	Machinery and Equipment	Corp Inf			–	500	500	–	–	–	-	500
Community Services & Health	City Health: Environmental Health Equipment: Add FY27	CPX/0028973: CPX.0036734	New	32	02	5	Machinery and Equipment	Machinery and Equipment	Corp Inf			–	419	419	–	–	–	-	419
Community Services & Health	City Health: Ext. of Loading Shed Medical Store	CPX/0039325: CPX.0025185	Upgrade	32	02	5	Community Facilities	Clinics/Care Centres	53	18.49024566	-33.93255646	348	3 800	3 800	–	50	(50)	-100.0%	3 800
Community Services & Health	City Health: Furniture: Additional FY27	CPX/0001186: CPX.0024199	New	32	02	5	Furniture and Office Equipment	Furniture and Office Equipment	Corp Inf			–	30	–	–	–	–	-	–
Community Services & Health	City Health: Furniture: Replacement FY27	CPX/0022004: CPX.0024359	Renewal	32	02	5	Furniture and Office Equipment	Furniture and Office Equipment	Corp Inf			–	30	66	6	13	(6)	-50.0%	66
Community Services & Health	City Health: Health Training Centre Upgrade	CPX/0039325: CPX.0036738	Upgrade	32	02	5	Community Facilities	Clinics/Care Centres	26	18.58422791	-33.90778447	24	687	687	–	150	(150)	-100.0%	687
Community Services & Health	City Health: Hout Bay Clinic Upgrades	CPX/0039325: CPX.0041545	Upgrade	32	02	5	Community Facilities	Clinics/Care Centres	74	18.35717518	-34.02909725	–	3 754	3 754	–	313	(313)	-100.0%	3 754
Community Services & Health	City Health: Lakeside Environm Health Office Upgrade	CPX/0039325: CPX.0041936	Upgrade	32	02	5	Community Facilities	Clinics/Care Centres	64	18.45710169	-34.0867687	–	2 000	2 000	26	–	26	100.0%	2 000
Community Services & Health	City Health: National Core Standards - Central FY27	CPX/0006962: CPX.0016816	Upgrade	32	02	5	Community Facilities	Clinics/Care Centres	Area Central	18.588474	-33.944204	–	4 300	4 525	1 134	1 000	134	13.4%	4 525
Community Services & Health	City Health: National Core Standards - East FY27	CPX/0006962: CPX.0016819	Upgrade	32	02	5	Community Facilities	Clinics/Care Centres	Area East	18.906682	-34.119396	–	4 000	2 811	250	240	10	4.2%	2 811
Community Services & Health	City Health: National Core Standards - North FY27	CPX/0006962: CPX.0016817	Upgrade	32	02	5	Community Facilities	Clinics/Care Centres	Area North	18.563564	-33.736739	–	1 557	1 557	1 125	–	1 125	100.0%	1 557
Community Services & Health	City Health: National Core Standards - South FY27	CPX/0006962: CPX.0016818	Upgrade	32	02	5	Community Facilities	Clinics/Care Centres	Area South	18.567084	-34.043757	–	4 000	4 018	2 111	1 000	1 111	111.1%	4 018
Community Services & Health	City Health: Office Equipment: Replacement FY27	CPX/0022004: CPX.0024427	Renewal	32	02	5	Furniture and Office Equipment	Furniture and Office Equipment	Corp Inf			–	30	30	–	–	–	-	30
Community Services & Health	City Health: Printers: Additional FY27	CPX/0013300: CPX.0036489	New	32	02	5	Computer Equipment	Computer Equipment	Corp Inf			–	250	250	–	–	–	-	250
Community Services & Health	City Health: Printers: Replacement FY27	CPX/0012676: CPX.0024202	Renewal	32	02	5	Computer Equipment	Computer Equipment	Corp Inf			–	250	250	–	–	–	-	250
Community Services & Health	City Health: Security Upgrades - Central FY27	CPX/0028972: CPX.0036446	Upgrade	32	02	5	Community Facilities	Clinics/Care Centres	Area Central	18.588474	-33.944204	–	450	589	–	–	–	-	589
Community Services & Health	City Health: Security Upgrades - East FY27	CPX/0028972: CPX.0036404	Upgrade	32	02	5	Community Facilities	Clinics/Care Centres	Area East	18.906682	-34.119396	–	450	1 244	–	–	–	-	1 244
Community Services & Health	City Health: Security Upgrades - North FY27	CPX/0028972: CPX.0036452	Upgrade	32	02	5	Community Facilities	Clinics/Care Centres	Area North	18.563564	-33.736739	–	450	450	–	100	(100)	-100.0%	450
Community Services & Health	City Health: Security Upgrades - South FY27	CPX/0028972: CPX.0036449	Upgrade	32	02	5	Community Facilities	Clinics/Care Centres	Area South	18.567084	-34.043757	–	450	450	–	–	–	-	450
Community Services & Health	City Health: Spencer Road Clinic Upgrade	CPX/0039325: CPX.0039315	Upgrade	32	02	5	Community Facilities	Clinics/Care Centres	57	18.46486109	-33.92896664	–	6 389	6 389	–	–	–	-	6 389
Community Services & Health	City Health: Tafelsig Clinic - Ext & Upgrade Phase 2	CPX/0000368: CPX.0024993	Upgrade	32	02	5	Community Facilities	Clinics/Care Centres	82	18.63711955	-34.06226514	2 575	3 262	3 425	–	1 468	(1 468)	-100.0%	3 425
Community Services & Health	City Health: Upgrades to Clinics - East FY27	CPX/0013376: CPX.0024740	Upgrade	32	02	5	Community Facilities	Clinics/Care Centres	Area East	18.906682	-34.119396	–	7 400	8 041	–	1 000	(1 000)	-100.0%	8 041
Community Services & Health	City Health: Upgrades to Clinics - South FY27	CPX/0013376: CPX.0025082	Upgrade	32	02	5	Community Facilities	Clinics/Care Centres	Area South	18.567084	-34.043757	–	4 500	4 500	–	–	–	-	4 500
Community Services & Health	City Health: Vuyani Clinic Upgrade	CPX/0039325: CPX.0041544	Upgrade	32	02	5	Community Facilities	Clinics/Care Centres	40	18.56947863	-33.97302044	–	105	105	–	–	–	-	105
Community Services & Health	Community, Arts & Culture Development: CACD Facilities Upgrade FY27	CPX/0021984: CPX.0024024	Upgrade	40	01	5	Community Facilities	Centres	City-Wide	18.52501894	-34.14115605	–	–	49	–	–	–	-	49
Community Services & Health	Community, Arts & Culture Development: Computer Equipment: Additional FY27	CPX/0007460: CPX.0023844	New	40	04	9	Computer Equipment	Computer Equipment	Corp Inf			–	150	151	125	100	25	25.0%	151
Community Services & Health	Community, Arts & Culture Development: Computer Equipment: Replacement FY27	CPX/0022047: CPX.0023973	Renewal	40	04	9	Computer Equipment	Computer Equipment	Corp Inf			–	550	546	500	275	225	81.8%	546
Community Services & Health	Community, Arts & Culture Development: District Six Homeless Accommodation Ext	CPX/0020242: CPX.0039698	Upgrade	30	02	8	Community Facilities	Clinics/Care Centres	115	18.43490124	-33.92836058	–	4 750	4 750	–	196	(196)	-100.0%	4 750
Community Services & Health	Community, Arts & Culture Development: Furniture: Additional FY27	CPX/0000659: CPX.0023777	New	40	04	9	Furniture and Office Equipment	Furniture and Office Equipment	Corp Inf			–	50	54	49	30	19	64.2%	54
Community Services & Health	Community, Arts & Culture Development: Furniture: Replacement FY27	CPX/0029048: CPX.0023813	Renewal	40	04	9	Furniture and Office Equipment	Furniture and Office Equipment	Corp Inf			–	50	49	49	25	24	94.9%	49
Community Services & Health	Community, Arts & Culture Development: Kensington Homeless Accommodation Ext	CPX/0020242: CPX.0020245	Upgrade	30	02	8	Community Facilities	Clinics/Care Centres	56	18.51539547	-33.91486259	6 306	–	854	–	–	–	-	854
Community Services & Health	Community, Arts & Culture Development: Kuilsriver Safe Space Development	CPX/0020316: CPX.0039570	New	30	02	8	Community Facilities	Clinics/Care Centres	11	18.67893974	-33.93324467	–	1 100	1 339	–	–	–	-	1 339
Community Services & Health	Community, Arts & Culture Development: Nyanga Initiation Site - Development	CPX.0044086	New	30	02	8	Community Facilities	Centres	39	18.56901242	-33.98881354	–	500	500	–	–	–	-	500
Community Services & Health	Community, Arts & Culture Development: Oasis Homeless Infrastructure Upgrade	CPX/0020242: CPX.0042385	Upgrade	30	02	8	Community Facilities	Clinics/Care Centres	43	18.53436883	-34.0357032	–	3 157	3 157	–	–	–	-	3 157
Community Services & Health	Community, Arts & Culture Development: Office Equipment: Additional FY27	CPX/0000659: CPX.0023646	New	40	04	9	Furniture and Office Equipment	Furniture and Office Equipment	Corp Inf			–	90	90	52	30	22	72.0%	90
Community Services & Health	Community, Arts & Culture Development: Office Equipment: Replacement FY27	CPX/0029048: CPX.0023657	Renewal	40	04	9	Furniture and Office Equipment	Furniture and Office Equipment	Corp Inf			–	50	50	–	25	(25)	-100.0%	50
Community Services & Health	Community, Arts & Culture Development: Paint City Safe Space Development	CPX/0020316: CPX.0039697	New	30	02	8	Community Facilities	Clinics/Care Centres	10	18.63544027	-33.90125273	–	500	500	–	–	–	-	500
Community Services & Health	Community, Arts & Culture Development: Wynberg Homeless Accommodation Ext	CPX/0020242: CPX.0020244	Upgrade	30	02	8	Community Facilities	Clinics/Care Centres	62	18.46511808	-34.01077297	–	615	376	–	60	(60)	-100.0%	376
Community Services & Health	Library & Information Services: Adriaanse Library - Books & Materials	CPX.0042854	New	40	02	5	Community Facilities	Libraries	42	18.58471703	-33.93746644	–	20	20	6	5	1	11.3%	20
Community Services & Health	Library & Information Services: Athlone Library - Books & Materials	CPX.0042850	New	40	02	5	Community Facilities	Libraries	49	18.50471131	-33.96057185	–	60	60	43	–	43	100.0%	60
Community Services & Health	Library & Information Services: Belhar Library - AV Equipment	CPX.0042726	New	40	02	5	Furniture and Office Equipment	Furniture and Office Equipment	22	18.61477701	-33.94424664	–	20	20	–	–	–	-	20
Community Services & Health	Library & Information Services: Bellville Lib - HVAC: Chillers Install	CPX/0011152: CPX.0040873	Upgrade	40	02	5	Community Facilities	Libraries	9	18.64278661	-33.91513299	–	6 000	6 000	–	–	–	-	6 000
Community Services & Health	Library & Information Services: Bishop Lavis Library - Books & Materials	CPX.0042853	New	40	02	5	Community Facilities	Libraries	42	18.58310991	-33.94929845	–	20	20	6	5	1	24.8%	20
Community Services & Health	Library & Information Services: Books, Periodicals & Subs CDU FY27	CPX/0003798: CPX.0032027	New	40	02	5	Community Facilities	Libraries	City-Wide	18.52501894	-34.14115605	–	1 702	1 702	42	37	5	13.9%	1 702
Community Services & Health	Library & Information Services: Books, Periodicals & Subs Central FY27	CPX/0003798: CPX.0032083	New	40	02	5	Community Facilities	Libraries	Area Central	18.588474	-33.944204	–	2 439	2 439	338	274	64	23.3%	2 439
Community Services & Health	Library & Information Services: Books, Periodicals & Subs East FY27	CPX/0003798: CPX.0032089	New	40	02	5	Community Facilities	Libraries	Area East	18.906682	-34.119396	–	3 056	3 056	697	611	85	14.0%	3 056
Community Services & Health	Library & Information Services: Books, Periodicals & Subs North FY27	CPX/0003798: CPX.0032095	New	40	02	5	Community Facilities	Libraries	Area North	18.563564	-33.736739	–	3 284	3 284	463	328	135	41.1%	3 284
Community Services & Health	Library & Information Services: Books, Periodicals & Subs South FY27	CPX/0003798: CPX.0032102	New	40	02	5	Community Facilities	Libraries	Area South	18.567084	-34.043757	–	3 284	3 284	623	584	38	6.6%	3 284
Community Services & Health	Library & Information Services: Bothasig Library - Books & Materials	CPX.0042776	New	40	02	5	Community Facilities	Libraries	5	18.53329782	-33.87098793	–	60	60	9	10	(1)	-11.7%	60
Community Services & Health	Library & Information Services: Bridgetown Library - Books & Materials	CPX.0042851	New	40	02	5	Community Facilities	Libraries	49	18.52748163	-33.9543257	–	60	60	1	–	1	100.0%	60
Community Services & Health	Library & Information Services: Brooklyn Library - Books & Materials	CPX.0042772	New	40	02	5	Community Facilities	Libraries	55	18.48999477	-33.90046059	–	30	30	10	6	4	64.7%	30
Community Services & Health	Library & Information Services: Browns Farm Library Restoration	CPX.0043819	Renewal	40	02	5	Community Facilities	Libraries	34	18.58539522	-34.00560256	–	6 299	6 299	–	1 612	(1 612)	-100.0%	6 299
Community Services & Health	Library & Information Services: Computer Equipment: Additional FY27	CPX/0005993: CPX.0023581	New	40	02	5	Computer Equipment	Computer Equipment	Corp Inf			–	2 900	2 900	2 900	2 000	900	45.0%	2 900
Community Services & Health	Library & Information Services: Computer Equipment: Replacement FY27	CPX/0003816: CPX.0023355	Renewal	40	02	5	Computer Equipment	Computer Equipment	Corp Inf			–	2 100	2 100	235	2 100	(1 865)	-88.8%	2 100
Community Services & Health	Library & Information Services: Delft South Library - AV Equipment	CPX.0042727	New	40	02	5	Furniture and Office Equipment	Furniture and Office Equipment	106	18.63918269	-33.98590758	–	20	20	2	–	2	100.0%	20
Community Services & Health	Library & Information Services: Delft South Library - Furniture	CPX.0042728	New	40	02	5	Furniture and Office Equipment	Furniture and Office Equipment	106	18.63910405	-33.98601859	–	40	40	40	–	40	100.0%	40
Community Services & Health	Library & Information Services: Edgemead Library - Books	CPX.0042775	New	40	02	5	Community Facilities	Libraries	5	18.53736663	-33.88019017	–	20	20	20	10	10	100.0%	20
Community Services & Health	Library & Information Services: Edgemead Library - Furniture	CPX.0042859	New	40	02	5	Furniture and Office Equipment	Furniture and Office Equipment	5	18.54279842	-33.88040298	–	45	45	39	45	(6)	-12.9%	45
Community Services & Health	Library & Information Services: Eersteriver Library - Books	CPX.0042763	New	40	02	5	Community Facilities	Libraries	16	18.72454369	-34.00862017	–	25	25	25	20	5	25.0%	25
Community Services & Health	Library & Information Services: Elsies River Library - Furniture	CPX.0042862	New	40	02	5	Furniture and Office Equipment	Furniture and Office Equipment	28	18.57392935	-33.92899984	–	25	25	–	–	–	-	25
Community Services & Health	Library & Information Services: Fisantekraal Library - Books	CPX.0036816	New	40	02	5	Community Facilities	Libraries	105	18.71738393	-33.78243997	–	20	20	3	–	3	100.0%	20
Community Services & Health	Library & Information Services: Goodwood Library - AV Equipment	CPX.0042861	New	40	02	5	Furniture and Office Equipment	Furniture and Office Equipment	27	18.55073051	-33.9113606	–	30	30	–	–	–	-	30
Community Services & Health	Library & Information Services: Goodwood Library - Books & Materials	CPX.0042779	New	40	02	5	Community Facilities	Libraries	27	18.55065238	-33.91136626	–	20	20	–	–	–	-	20
Community Services & Health	Library & Information Services: Grassy Park Library - AV Equipment	CPX.0042957	New	40	02	5	Furniture and Office Equipment	Furniture and Office Equipment	110	18.49571033	-34.04911539	–	70	70	–	–	–	-	70
Community Services & Health	Library & Information Services: Hangberg Library - Books & Materials	CPX.0036861	New	40	02	5	Community Facilities	Libraries	74	18.34199895	-34.05327964	–	70	70	6	15	(9)	-57.2%	70

Function												2025/26	Budget Year 2026/27						
R Thousand	Project Description	Project Number	Type	MTDP Service Outcome	IUDF	Own Strategic Objectives	Asset Class	Asset Sub-Class	Ward Location	GPS Longitude	GPS Lattitude	Provisional Outcome	Original Budget	Adjusted Budget	YearTD actual	YearTD budget	YTD variance	YTD variance %	Full Year Forecast
Community Services & Health	Library & Information Services: Heideveld Library - Books & Materials	CPX.0042828	**New**	*40*	*02*	**5**	*Community Facilities*	*Libraries*	**44**	18.553458	*-33.9648845*	–	100	100	15	–	15	100.0%	100
Community Services & Health	Library & Information Services: Hout Bay Library - Books & Materials	CPX.0036860	**New**	*40*	*02*	**5**	*Community Facilities*	*Libraries*	**74**	18.35836664	*-34.04403129*	–	70	70	6	15	(9)	-63.1%	70
Community Services & Health	Library & Information Services: IT Infrastructure: Replacement FY27	CPX/0003816: CPX.0037071	**Renewal**	*40*	*02*	**5**	*Computer Equipment*	*Computer Equipment*	**Corp Inf**			–	1 325	1 325	1 321	–	1 321	100.0%	1 325
Community Services & Health	Library & Information Services: Kensington Library - Books & Materials	CPX.0042773	**New**	*40*	*02*	**5**	*Community Facilities*	*Libraries*	**56**	18.51157432	*-33.90950227*	–	30	30	4	–	4	100.0%	30
Community Services & Health	Library & Information Services: Kensington Library - Furniture	CPX.0042855	**New**	*40*	*02*	**5**	*Furniture and Office Equipment*	*Furniture and Office Equipment*	**56**	18.51154507	*-33.90949673*	–	20	20	20	–	20	100.0%	20
Community Services & Health	Library & Information Services: Kraaifontein Library - Books & Materials	CPX.0042777	**New**	*40*	*02*	**5**	*Community Facilities*	*Libraries*	**102**	18.7191647	*-33.83876877*	–	35	35	35	10	25	250.0%	35
Community Services & Health	Library & Information Services: Kuils River Library - Books	CPX.0042761	**New**	*40*	*02*	**5**	*Community Facilities*	*Libraries*	**11**	18.67827144	*-33.92710407*	–	25	25	10	20	(10)	-47.7%	25
Community Services & Health	Library & Information Services: Kuils River Library - Furniture	CPX.0042951	**New**	*40*	*02*	**5**	*Furniture and Office Equipment*	*Furniture and Office Equipment*	**11**	18.67833489	*-33.92710695*	–	10	10	–	–	–	-	10
Community Services & Health	Library & Information Services: Kulani Library - Furniture	CPX.0042860	**New**	*40*	*02*	**5**	*Furniture and Office Equipment*	*Furniture and Office Equipment*	**94**	18.66012555	*-34.04222376*	–	50	50	–	–	–	-	50
Community Services & Health	Library & Information Services: Lansdowne Library - Books & Materials	CPX.0042852	**New**	*40*	*02*	**5**	*Community Facilities*	*Libraries*	**60**	18.50514734	*-33.99181265*	–	47	47	7	–	7	100.0%	47
Community Services & Health	Library & Information Services: Lentegeur Library - Books & Materials	CPX.0042764	**New**	*40*	*02*	**5**	*Community Facilities*	*Libraries*	**78**	18.60968974	*-34.03380988*	–	20	20	0	–	0	100.0%	20
Community Services & Health	Library & Information Services: Leonsdale Library - Books & Materials	CPX.0042778	**New**	*40*	*02*	**5**	*Community Facilities*	*Libraries*	**26**	18.57540827	*-33.91956702*	–	50	50	17	10	7	65.7%	50
Community Services & Health	Library & Information Services: Library Equipment: Additional FY27	CPX/0003834: CPX.0023449	**New**	*40*	*02*	**5**	*Furniture and Office Equipment*	*Furniture and Office Equipment*	**City-Wide**	18.52501894	*-34.14115605*	–	563	563	40	56	(16)	-28.7%	563
Community Services & Health	Library & Information Services: Library Equipment: Replacement FY27	CPX/0001098: CPX.0023414	**Renewal**	*40*	*02*	**5**	*Furniture and Office Equipment*	*Furniture and Office Equipment*	**City-Wide**	18.52501894	*-34.14115605*	–	139	324	4	30	(26)	-86.1%	324
Community Services & Health	Library & Information Services: Library Furniture: Additional FY27	CPX/0003834: CPX.0023388	**New**	*40*	*02*	**5**	*Furniture and Office Equipment*	*Furniture and Office Equipment*	**City-Wide**	18.52501894	*-34.14115605*	–	1 063	1 063	33	–	33	100.0%	1 063
Community Services & Health	Library & Information Services: Library Furniture: Replacement FY27	CPX/0001098: CPX.0023499	**Renewal**	*40*	*02*	**5**	*Furniture and Office Equipment*	*Furniture and Office Equipment*	**City-Wide**	18.52501894	*-34.14115605*	–	324	488	14	50	(36)	-72.2%	488
Community Services & Health	Library & Information Services: Library Upgrades and Extensions FY27	CPX/0001164: CPX.0038344	**Upgrade**	*40*	*02*	**5**	*Community Facilities*	*Libraries*	**City-Wide**	18.52501894	*-34.14115605*	–	140	176	–	–	–	-	176
Community Services & Health	Library & Information Services: Lotus River Library - Books & Materials	CPX.0042826	**New**	*40*	*02*	**5**	*Community Facilities*	*Libraries*	**67**	18.52005299	*-34.04131709*	–	30	30	–	10	(10)	-100.0%	30
Community Services & Health	Library & Information Services: Lwandle Community Library Upgrade	CPX.0011185	**Upgrade**	*40*	*02*	**5**	*Community Facilities*	*Libraries*	**86**	18.86488955	*-34.11854334*	5 489	11 413	13 218	1 726	4 452	(2 727)	-61.2%	13 218
Community Services & Health	Library & Information Services: Maitland Library - Furniture	CPX.0042857	**New**	*40*	*02*	**5**	*Furniture and Office Equipment*	*Furniture and Office Equipment*	**56**	18.48696702	*-33.92363673*	–	12	12	9	–	9	100.0%	12
Community Services & Health	Library & Information Services: Maitland Library - Gaming Equipment	CPX.0042856	**New**	*40*	*02*	**5**	*Machinery and Equipment*	*Machinery and Equipment*	**56**	18.48701932	*-33.92359896*	–	18	18	–	–	–	-	18
Community Services & Health	Library & Information Services: Manenberg Library - Books & Materials	CPX.0042827	**New**	*40*	*02*	**5**	*Community Facilities*	*Libraries*	**30**	18.55565052	*-33.99158686*	–	50	50	6	–	6	100.0%	50
Community Services & Health	Library & Information Services: Meadowridge Library - Books & Materials	CPX.0042768	**New**	*40*	*02*	**5**	*Community Facilities*	*Libraries*	**73**	18.45424474	*-34.03915578*	–	60	60	4	10	(6)	-61.3%	60
Community Services & Health	Library & Information Services: Melton Rose Library - AV Equipment	CPX.0042953	**New**	*40*	*02*	**5**	*Furniture and Office Equipment*	*Furniture and Office Equipment*	**14**	18.71706107	*-33.98777446*	–	35	35	–	–	–	-	35
Community Services & Health	Library & Information Services: Melton Rose Library - Furniture	CPX.0042954	**New**	*40*	*02*	**5**	*Furniture and Office Equipment*	*Furniture and Office Equipment*	**14**	18.71708058	*-33.98778265*	–	35	35	15	–	15	100.0%	35
Community Services & Health	Library & Information Services: Milnerton Library - Air Conditioners	CPX.0043026	**New**	*40*	*02*	**5**	*Furniture and Office Equipment*	*Furniture and Office Equipment*	**4**	18.49791537	*-33.86815863*	–	210	210	–	–	–	-	210
Community Services & Health	Library & Information Services: Ottery Library - Books & Materials	CPX.0042825	**New**	*40*	*02*	**5**	*Community Facilities*	*Libraries*	**66**	18.51642415	*-34.02836699*	–	50	50	13	10	3	29.4%	50
Community Services & Health	Library & Information Services: PD Paulse Library - Books	CPX.0042762	**New**	*40*	*02*	**5**	*Community Facilities*	*Libraries*	**11**	18.67175151	*-33.93151685*	–	25	25	–	20	(20)	-100.0%	25
Community Services & Health	Library & Information Services: PD Paulse Library - Outdoor Chess Pieces	CPX.0042952	**New**	*40*	*02*	**5**	*Machinery and Equipment*	*Machinery and Equipment*	**11**	18.6717631	*-33.93151469*	–	18	18	–	–	–	-	18
Community Services & Health	Library & Information Services: Plumstead Library - Books & Materials	CPX.0042769	**New**	*40*	*02*	**5**	*Community Facilities*	*Libraries*	**73**	18.46791882	*-34.02099191*	–	60	60	17	10	7	67.2%	60
Community Services & Health	Library & Information Services: Ravensmead Library - Books & Materials	CPX.0042774	**New**	*40*	*02*	**5**	*Community Facilities*	*Libraries*	**10**	18.60332822	*-33.92245896*	–	25	25	3	–	3	100.0%	25
Community Services & Health	Library & Information Services: Rebuild of Suider Strand Library	CPX.0022559	**Renewal**	*40*	*02*	**5**	*Community Facilities*	*Libraries*	**85**	18.84143923	*-34.12788427*	3 085	20 000	20 152	–	–	–	-	20 152
Community Services & Health	Library & Information Services: Rondebosch Library - Books & Materials	CPX.0042767	**New**	*40*	*02*	**5**	*Community Facilities*	*Libraries*	**59**	18.47188806	*-33.96139804*	–	50	50	17	10	7	74.0%	50
Community Services & Health	Library & Information Services: Rylands Library - Books & Materials	CPX.0042829	**New**	*40*	*02*	**5**	*Community Facilities*	*Libraries*	**46**	18.53427177	*-33.970416*	–	50	50	–	–	–	-	50
Community Services & Health	Library & Information Services: Rylands Library - Furniture	CPX.0043892	**New**	*40*	*02*	**5**	*Furniture and Office Equipment*	*Furniture and Office Equipment*	**46**	18.53429297	*-33.9704093*	–	50	50	50	–	50	100.0%	50
Community Services & Health	Library & Information Services: Somerset West Lib - Books & Materials	CPX.0036829	**New**	*40*	*02*	**5**	*Community Facilities*	*Libraries*	**84**	18.84904381	*-34.08378026*	–	30	30	15	–	15	100.0%	30
Community Services & Health	Library & Information Services: Southfield Library - Books & Materials	CPX.0038432	**New**	*40*	*02*	**5**	*Community Facilities*	*Libraries*	**63**	18.48048929	*-34.03025207*	–	40	40	–	–	–	-	40
Community Services & Health	Library & Information Services: Specialised IT Equipment: Add FY27	CPX/0005993: CPX.0019561	**New**	*40*	*02*	**5**	*Computer Equipment*	*Computer Equipment*	**Corp Inf**			–	3 704	3 704	3 012	1 000	2 012	201.2%	3 704
Community Services & Health	Library & Information Services: Table View Library - Information Desk	CPX.0042858	**New**	*40*	*02*	**5**	*Furniture and Office Equipment*	*Furniture and Office Equipment*	**113**	18.4879375	*-33.82768044*	–	40	40	–	–	–	-	40
Community Services & Health	Library & Information Services: Tokai Library - Books & Materials	CPX.0036819	**New**	*40*	*02*	**5**	*Community Facilities*	*Libraries*	**71**	18.4387619	*-34.06324697*	–	60	60	12	15	(3)	-19.9%	60
Community Services & Health	Library & Information Services: Tygervalley Library - Books & Materials	CPX.0036817	**New**	*40*	*02*	**5**	*Community Facilities*	*Libraries*	**70**	18.63475321	*-33.87457628*	–	20	20	–	–	–	-	20
Community Services & Health	Library & Information Services: Weltevreden Library - Books & Materials	CPX.0042765	**New**	*40*	*02*	**5**	*Community Facilities*	*Libraries*	**33**	18.57978349	*-34.01829624*	–	30	30	25	–	25	100.0%	30
Community Services & Health	Library & Information Services: Weltevreden Library - Furniture	CPX.0042955	**New**	*40*	*02*	**5**	*Furniture and Office Equipment*	*Furniture and Office Equipment*	**33**	18.57983683	*-34.01832563*	–	20	20	20	–	20	100.0%	20
Community Services & Health	Library & Information Services: Westridge Library - Books & Materials	CPX.0042766	**New**	*40*	*02*	**5**	*Community Facilities*	*Libraries*	**81**	18.60287785	*-34.05219646*	–	20	20	–	–	–	-	20
Community Services & Health	Library & Information Services: Westridge Library - Furniture	CPX.0042956	**New**	*40*	*02*	**5**	*Furniture and Office Equipment*	*Furniture and Office Equipment*	**81**	18.60283211	*-34.05222073*	–	20	20	8	–	8	100.0%	20
Community Services & Health	Library & Information Services: Wynberg Library - Books & Materials	CPX.0036818	**New**	*40*	*02*	**5**	*Community Facilities*	*Libraries*	**62**	18.4674976	*-34.00521864*	–	110	110	10	30	(20)	-66.9%	110
Community Services & Health	Library & Information Services: Wynberg Library - Furniture	CPX.0036862	**New**	*40*	*02*	**5**	*Furniture and Office Equipment*	*Furniture and Office Equipment*	**62**	18.46770865	*-34.00524038*	–	20	20	19	–	19	100.0%	19
Community Services & Health	Planning & Development & PMO: Comm Serv & Health: Facility Upgr FY27	CPX/0016056: CPX.0024477	**Upgrade**	*40*	*02*	**5**	*Sport and Recreation Facilities*	*Indoor Facilities*	**City-Wide**	18.52501894	*-34.14115605*	–	–	48	–	–	–	-	48
Community Services & Health	Planning & Development & PMO: Furniture: Additional FY27	CPX/0019915: CPX.0041151	**New**	*40*	*04*	**5**	*Furniture and Office Equipment*	*Furniture and Office Equipment*	**Corp Inf**			–	200	200	139	–	139	100.0%	200
Community Services & Health	Planning & Development & PMO: IT Equip & Infrastruct: Replacement FY27	CPX/0028836: CPX.0024617	**Renewal**	*40*	*04*	**5**	*Computer Equipment*	*Computer Equipment*	**Corp Inf**			–	300	300	–	–	–	-	300
Community Services & Health	Planning & Development & PMO: Office Equipment: Additional FY27	CPX/0019915: CPX.0041146	**New**	*40*	*04*	**5**	*Furniture and Office Equipment*	*Furniture and Office Equipment*	**Corp Inf**			–	50	50	1	–	1	100.0%	50
Community Services & Health	Recreation & Parks: 5th Avenue Park - Upgrade	CPX.0043887	**Upgrade**	*40*	*02*	**5**	*Community Facilities*	*Public Open Space*	**72**	18.47061365	*-34.05585399*	–	59	59	–	–	–	-	59
Community Services & Health	Recreation & Parks: 8th Avenue Park - Upgrade	CPX.0043935	**Upgrade**	*40*	*02*	**5**	*Community Facilities*	*Public Open Space*	**72**	18.47539371	*-34.05496307*	–	115	115	–	–	–	-	115
Community Services & Health	Recreation & Parks: Aaron Figaji Park - Rubber Matting	CPX.0043672	**Upgrade**	*40*	*02*	**5**	*Community Facilities*	*Public Open Space*	**9**	18.65209198	*-33.9156955*	–	80	80	–	–	–	-	80
Community Services & Health	Recreation & Parks: Aberfeldy & Military Roads - Dog Park	CPX.0043923	**Upgrade**	*40*	*02*	**5**	*Community Facilities*	*Public Open Space*	**71**	18.4622854	*-34.07602761*	–	160	160	–	–	–	-	160
Community Services & Health	Recreation & Parks: Alicedale Park - Gym Equipment	CPX.0044081	**Upgrade**	*40*	*02*	**5**	*Community Facilities*	*Public Open Space*	**48**	18.5085826	*-33.96345739*	–	100	100	–	–	–	-	100
Community Services & Health	Recreation & Parks: Allen Way Park - Park Furniture	CPX.0044022	**Upgrade**	*40*	*02*	**5**	*Community Facilities*	*Public Open Space*	**72**	18.4801137	*-34.0440555*	–	36	36	–	–	–	-	36
Community Services & Health	Recreation & Parks: Appaloosa Cr & Circle Rd Park - Dog Park	CPX.0036656	**Upgrade**	*40*	*02*	**5**	*Community Facilities*	*Public Open Space*	**113**	18.51362515	*-33.82229223*	27	–	126	–	–	–	-	126
Community Services & Health	Recreation & Parks: Appaloosa Dog Park - Further Development	CPX.0043474	**Upgrade**	*40*	*02*	**5**	*Community Facilities*	*Public Open Space*	**113**	18.51388322	*-33.82236557*	–	350	350	48	–	48	100.0%	350
Community Services & Health	Recreation & Parks: Appledene Park - Fencing	CPX.0043930	**Upgrade**	*40*	*02*	**5**	*Community Facilities*	*Public Open Space*	**44**	18.53274966	*-33.96294974*	–	100	100	–	–	–	-	100
Community Services & Health	Recreation & Parks: Arundel Drive Park - Gym Equipment	CPX.0043504	**Upgrade**	*40*	*02*	**5**	*Community Facilities*	*Public Open Space*	**12**	18.65102083	*-33.95215162*	–	113	113	–	–	–	-	112
Community Services & Health	Recreation & Parks: Atherstone POS - Upgrade	CPX.0043231	**Upgrade**	*40*	*02*	**5**	*Community Facilities*	*Public Open Space*	**5**	18.53375481	*-33.87691327*	–	70	70	–	–	–	-	69
Community Services & Health	Recreation & Parks: Baardsuikerbos Park - Play Equipment	CPX.0043476	**Upgrade**	*40*	*02*	**5**	*Community Facilities*	*Public Open Space*	**70**	18.60843993	*-33.86683979*	–	80	80	–	–	–	-	80
Community Services & Health	Recreation & Parks: Bardale Multi-Purpose Ctr - Mobile Stage	CPX.0043686	**New**	*40*	*02*	**5**	*Machinery and Equipment*	*Machinery and Equipment*	**108**	18.68018707	*-33.9962154*	–	70	70	–	–	–	-	70
Community Services & Health	Recreation & Parks: Batavia Street Fynbos Area - Pathway	CPX.0043676	**Upgrade**	*40*	*02*	**5**	*Community Facilities*	*Public Open Space*	**5**	18.541629	*-33.85980655*	–	500	500	–	–	–	-	500
Community Services & Health	Recreation & Parks: Bayview Terrace - Signage	CPX.0043440	**Upgrade**	*40*	*02*	**5**	*Community Facilities*	*Public Open Space*	**115**	18.41575044	*-33.91381199*	–	50	50	–	–	–	-	50
Community Services & Health	Recreation & Parks: Belhar Minor Hall - Refrigerator	CPX.0043680	**New**	*40*	*02*	**5**	*Furniture and Office Equipment*	*Furniture and Office Equipment*	**12**	18.64072374	*-33.94602138*	–	18	18	18	–	18	100.0%	18
Community Services & Health	Recreation & Parks: Bella Rosa Dog Park - Fencing	CPX.0043687	**Upgrade**	*40*	*02*	**5**	*Community Facilities*	*Public Open Space*	**21**	18.64226199	*-33.86736201*	–	200	200	–	–	–	-	200
Community Services & Health	Recreation & Parks: Belmont Park - Gym Equipment	CPX.0044066	**Upgrade**	*40*	*02*	**5**	*Community Facilities*	*Public Open Space*	**3**	18.64601888	*-33.89255975*	–	75	75	–	–	–	-	–
Community Services & Health	Recreation & Parks: Bloekombos SF - Spectator Stand	CPX.0040414	**Upgrade**	*40*	*02*	**5**	*Community Facilities*	*Public Open Space*	**101**	18.74787085	*-33.84278304*	270	–	5	–	–	–	-	5

Function												2025/26	Budget Year 2026/27						
R Thousand	Project Description	Project Number	Type	MTDP Service Outcome	IUDF	Own Strategic Objectives	Asset Class	Asset Sub-Class	Ward Location	GPS Longitude	GPS Lattitude	Provisional Outcome	Original Budget	Adjusted Budget	YearTD actual	YearTD budget	YTD variance	YTD variance %	Full Year Forecast
Community Services & Health	Recreation & Parks: Bloekombos SF - Spectator Stands	CPX.0042796	Upgrade	40	02	5	Sport and Recreation Facilities	Outdoor Facilities	101	18.75157495	-33.84326173	–	260	260	–	–	–	-	260
Community Services & Health	Recreation & Parks: Blue Downs RRH -Synthetic Pitch	CPX/0042497: CPX.0039306	Upgrade	40	02	5	Sport and Recreation Facilities	Outdoor Facilities	108	18.6865136	-33.98813093	–	8 030	8 030	–	803	(803)	-100.0%	8 030
Community Services & Health	Recreation & Parks: Blue Gum Close Park - Upgrade	CPX.0044101	Upgrade	40	02	5	Community Facilities	Public Open Space	108	18.67783187	-33.98255945	–	269	269	–	–	–	-	269
Community Services & Health	Recreation & Parks: Bonakude Park - Upgrade	CPX.0043317	Upgrade	40	02	5	Community Facilities	Public Open Space	95	18.70383087	-34.05378341	–	300	300	–	–	–	-	300
Community Services & Health	Recreation & Parks: Bosberg Park - Park Furniture	CPX.0043806	Upgrade	40	02	5	Community Facilities	Public Open Space	42	18.5862013	-33.95244727	–	90	90	–	–	–	-	90
Community Services & Health	Recreation & Parks: Boston Park - Upgrade	CPX.0042905	Upgrade	40	02	5	Community Facilities	Public Open Space	79	18.61281075	-34.04916982	–	650	650	–	–	–	-	650
Community Services & Health	Recreation & Parks: Brackenfell CBD - Landscaping	CPX.0042970	Upgrade	40	02	5	Community Facilities	Public Open Space	111	18.68250821	-33.8787776	–	100	100	–	–	–	-	100
Community Services & Health	Recreation & Parks: Brackenfell Sport Ground - Elect Upgrade	CPX.0042798	Upgrade	40	02	5	Sport and Recreation Facilities	Outdoor Facilities	111	18.68568931	-33.86515946	–	151	151	–	–	–	-	151
Community Services & Health	Recreation & Parks: Brocker Road Park - Upgrade	CPX.0037047	Upgrade	40	02	5	Community Facilities	Public Open Space	71	18.44516963	-34.06105426	59	80	80	–	–	–	-	80
Community Services & Health	Recreation & Parks: Buffalo Park - Gym Equipment	CPX.0043454	Upgrade	40	02	5	Community Facilities	Public Open Space	108	18.6725573	-33.98863758	–	150	150	–	–	–	-	150
Community Services & Health	Recreation & Parks: Burgundy Park - Multi-Purpose Court	CPX.0043627	Upgrade	40	02	5	Community Facilities	Public Open Space	81	18.60336471	-34.05346023	–	700	700	–	–	–	-	700
Community Services & Health	Recreation & Parks: Cauldrons Park - Upgrade	CPX.0043824	Upgrade	43	02	3	Community Facilities	Public Open Space	102	18.7230809	-33.83238499	16	–	48	–	–	–	-	48
Community Services & Health	Recreation & Parks: Cemetery Upgrade FY26	CPX/0016691: CPX.0016892	Upgrade	40	02	5	Community Facilities	Cemeteries/Crematoria	City-Wide	18.52501894	-34.14115605	27 000	–	–	(114)	–	(114)	100.0%	–
Community Services & Health	Recreation & Parks: Cemetery Upgrades FY27	CPX/0016691: CPX.0016893	Upgrade	40	02	5	Community Facilities	Cemeteries/Crematoria	City-Wide	18.52501894	-34.14115605	–	73 067	73 543	335	5 100	(4 765)	-93.4%	73 543
Community Services & Health	Recreation & Parks: Choo Choo Park - Upgrade	CPX.0044102	Upgrade	40	02	5	Community Facilities	Public Open Space	58	18.48286795	-33.9784939	–	250	250	–	–	–	-	250
Community Services & Health	Recreation & Parks: Clairwood Park - Fencing	CPX.0043407	Upgrade	40	02	5	Community Facilities	Public Open Space	4	18.50599382	-33.85524424	–	100	100	–	–	–	-	100
Community Services & Health	Recreation & Parks: Company Gardens - Directional Signage	CPX.0043427	Upgrade	40	02	5	Community Facilities	Public Open Space	115	18.41733875	-33.92671726	–	190	190	–	–	–	-	190
Community Services & Health	Recreation & Parks: Company Gardens - Landscaping	CPX.0040678	Upgrade	40	02	5	Community Facilities	Public Open Space	115	18.41662108	-33.92753724	42	–	128	–	–	–	-	128
Community Services & Health	Recreation & Parks: Company Gardens - Upgrade	CPX.0035406	Upgrade	40	02	5	Community Facilities	Public Open Space	115	18.43740852	-33.92458525	152	–	88	–	–	–	-	88
Community Services & Health	Recreation & Parks: Computer Equipment: Additional FY27	CPX/0001244: CPX.0017051	New	43	02	9	Computer Equipment	Computer Equipment	Corp Inf			–	1 800	1 815	131	–	131	100.0%	1 815
Community Services & Health	Recreation & Parks: Computer Equipment: Replacement FY27	CPX/0008110: CPX.0024095	Renewal	43	02	9	Computer Equipment	Computer Equipment	Corp Inf			–	6 672	6 735	3 546	6 672	(3 126)	-46.9%	6 735
Community Services & Health	Recreation & Parks: Coniston Park 1 - Bollards	CPX.0043673	Upgrade	40	02	5	Community Facilities	Public Open Space	10	18.60470479	-33.90910894	–	135	135	–	–	–	-	135
Community Services & Health	Recreation & Parks: Cox Park - Upgrade	CPX.0042889	Upgrade	40	02	5	Community Facilities	Public Open Space	8	18.70088135	-33.89537528	–	285	285	282	–	282	100.0%	285
Community Services & Health	Recreation & Parks: Crassula Park - Gym Equipment	CPX.0043408	Upgrade	40	02	5	Community Facilities	Public Open Space	16	18.72680511	-34.01194469	–	150	150	–	–	–	-	150
Community Services & Health	Recreation & Parks: Cynthia & Doreen Park - Upgrade	CPX.0043877	Upgrade	40	02	5	Community Facilities	Public Open Space	66	18.50592172	-34.02904377	–	135	135	–	–	–	-	135
Community Services & Health	Recreation & Parks: Da Gama Park - Upgrade	CPX.0043803	Upgrade	40	02	5	Community Facilities	Public Open Space	83	18.83137771	-34.10009015	–	60	60	–	–	–	-	60
Community Services & Health	Recreation & Parks: Daisy Park - Gym Equipment	CPX.0042911	Upgrade	40	02	5	Community Facilities	Public Open Space	78	18.6059029	-34.03867325	–	140	140	–	–	–	-	140
Community Services & Health	Recreation & Parks: De Beers Park - Upgrade	CPX.0037755	Upgrade	40	02	5	Community Facilities	Public Open Space	84	18.84493009	-34.07767066	297	180	180	–	–	–	-	180
Community Services & Health	Recreation & Parks: De Havilland Park - Walking Track	CPX.0043759	Upgrade	40	02	5	Community Facilities	Public Open Space	56	18.50760698	-33.90575085	338	–	118	–	–	–	-	118
Community Services & Health	Recreation & Parks: De Oog Park - Fencing	CPX.0043925	Upgrade	40	02	5	Community Facilities	Public Open Space	73	18.44689874	-34.04827528	–	160	160	–	–	–	-	160
Community Services & Health	Recreation & Parks: De Waal Regional Park upgrade	CPX/0040563: CPX.0039711	Upgrade	40	02	5	Community Facilities	Public Open Space	77	18.41226204	-33.9367207	849	–	103	–	–	–	-	103
Community Services & Health	Recreation & Parks: Delft Civic Centre - AV Equipment	CPX.0043896	New	40	02	5	Machinery and Equipment	Machinery and Equipment	20	18.64333514	-33.97383708	–	20	20	–	–	–	-	20
Community Services & Health	Recreation & Parks: Delft Civic Centre - Kitchen Equipment	CPX.0043897	New	40	02	5	Furniture and Office Equipment	Furniture and Office Equipment	20	18.64337825	-33.97382387	–	30	30	–	–	–	-	30
Community Services & Health	Recreation & Parks: Delft Civic Centre - Park Furniture	CPX.0043898	Upgrade	40	02	5	Sport and Recreation Facilities	Outdoor Facilities	20	18.64339979	-33.9738188	–	140	140	–	–	–	-	–
Community Services & Health	Recreation & Parks: Depot Upgrades FY27	CPX/0008826: CPX.0017040	Upgrade	40	02	5	Operational Buildings	Municipal Offices	City-Wide	18.52501894	-34.14115605	–	3 000	3 000	–	–	–	-	3 000
Community Services & Health	Recreation & Parks: Disa Park - Netball Court	CPX.0043689	Upgrade	40	02	5	Community Facilities	Public Open Space	78	18.60305613	-34.03282278	–	650	650	–	–	–	-	650
Community Services & Health	Recreation & Parks: Dolomite Park - Multi Purpose Court	CPX.0043507	Upgrade	40	02	5	Community Facilities	Public Open Space	82	18.62674029	-34.06941647	–	800	800	–	–	–	-	800
Community Services & Health	Recreation & Parks: Downberg Sports Ground - Spectator Stand	CPX.0037057	Upgrade	40	02	5	Community Facilities	Public Open Space	47	18.52109741	-33.99849109	63	–	37	–	–	–	-	37
Community Services & Health	Recreation & Parks: Dreyersdal Road - Dog Park	CPX.0043924	Upgrade	40	02	5	Community Facilities	Public Open Space	73	18.45257065	-34.04842175	–	300	300	–	–	–	-	300
Community Services & Health	Recreation & Parks: Dulcie September Civic Centre - Paving	CPX.0043843	Upgrade	40	02	5	Community Facilities	Public Open Space	49	18.50975334	-33.96083039	188	–	88	–	–	–	-	88
Community Services & Health	Recreation & Parks: Durban Road Park - Play Equipment	CPX.0043421	Upgrade	40	02	5	Community Facilities	Public Open Space	57	18.48378056	-33.95059794	–	20	20	–	–	–	-	20
Community Services & Health	Recreation & Parks: Durr Road Park - Park Furniture	CPX.0044103	Upgrade	40	02	5	Community Facilities	Public Open Space	46	18.54271382	-33.9746209	–	120	120	–	–	–	-	120
Community Services & Health	Recreation & Parks: Echium Park - Extra Large Trees	CPX.0044380	Upgrade	40	02	5	Community Facilities	Public Open Space	107	18.49451938	-33.81947777	–	150	150	–	–	–	-	150
Community Services & Health	Recreation & Parks: Edgemead Community Hall - Ablution Upgr	CPX.0043681	Upgrade	40	02	5	Community Facilities	Halls	5	18.54234816	-33.88031781	–	90	90	–	–	–	-	90
Community Services & Health	Recreation & Parks: Eendrag Park - Play Equipment	CPX.0043671	Upgrade	40	02	5	Community Facilities	Public Open Space	9	18.63715764	-33.91238215	–	50	50	–	–	–	-	50
Community Services & Health	Recreation & Parks: Eersteriver MPC - Sound Equipment	CPX.0043685	New	40	02	5	Furniture and Office Equipment	Furniture and Office Equipment	16	18.72443443	-34.00869742	–	80	80	–	–	–	-	80
Community Services & Health	Recreation & Parks: Eersteriver MPC - Upgrade	CPX.0042892	Upgrade	40	02	5	Sport and Recreation Facilities	Indoor Facilities	16	18.72538883	-34.00898404	–	60	60	–	–	–	-	60
Community Services & Health	Recreation & Parks: Elsiesriver IRF -New pump room building	CPX.0042186	Upgrade	40	02	5	Sport and Recreation Facilities	Indoor Facilities	28	18.57249574	-33.92837577	–	3 900	3 900	–	360	(360)	-100.0%	3 900
Community Services & Health	Recreation & Parks: Enkanini Integrated Recreation Facility	CPX/0011448: CPX.0011602	Upgrade	40	02	5	Operational Buildings	Municipal Offices	95	18.70077163	-34.05538549	–	1 800	28	–	–	–	-	28
Community Services & Health	Recreation & Parks: Epsom Park - Park Furniture	CPX.0043563	Upgrade	40	02	5	Community Facilities	Public Open Space	116	18.63053368	-34.04022709	–	100	100	–	–	–	-	100
Community Services & Health	Recreation & Parks: Equipment for Facilities: Add FY27	CPX/0001083: CPX.0017081	New	40	02	5	Machinery and Equipment	Machinery and Equipment	City-Wide	18.52501894	-34.14115605	–	1 500	1 581	354	–	354	100.0%	1 581
Community Services & Health	Recreation & Parks: Equipment for Facilities: Repl FY27	CPX/0033391: CPX.0032886	Renewal	40	02	5	Machinery and Equipment	Machinery and Equipment	City-Wide	18.52501894	-34.14115605	–	1 500	1 577	143	–	143	100.0%	1 577
Community Services & Health	Recreation & Parks: Essenhout Park - Gym Equipment	CPX.0043449	Upgrade	40	02	5	Community Facilities	Public Open Space	103	18.67367935	-33.86345748	–	30	30	–	–	–	-	–
Community Services & Health	Recreation & Parks: Exeter Park & Victoria Park 2 - Furn	CPX.0043808	Upgrade	40	02	5	Community Facilities	Public Open Space	83	18.83276019	-34.09175154	–	40	40	–	–	–	-	40
Community Services & Health	Recreation & Parks: Facility Furniture: Additional FY27	CPX/0001049: CPX.0024146	New	40	02	5	Furniture and Office Equipment	Furniture and Office Equipment	City-Wide	18.52501894	-34.14115605	–	500	500	–	–	–	-	500
Community Services & Health	Recreation & Parks: Facility Upgrades FY27	CPX/0015640: CPX.0042174	Upgrade	40	02	5	Sport and Recreation Facilities	Outdoor Facilities	City-Wide	18.52501894	-34.14115605	–	15 000	15 000	365	500	(135)	-27.0%	15 000
Community Services & Health	Recreation & Parks: Ficus Park - Upgrade	CPX.0037197	Upgrade	40	02	5	Community Facilities	Public Open Space	71	18.43531413	-34.07507476	40	40	40	–	–	–	-	–
Community Services & Health	Recreation & Parks: Florida Park SG - Water Saving Devices	CPX.0040771	Upgrade	40	02	5	Community Facilities	Public Open Space	10	18.60698851	-33.92269497	66	–	34	–	–	–	-	34
Community Services & Health	Recreation & Parks: Ford Street Park - Landscaping	CPX.0043604	Upgrade	40	02	5	Community Facilities	Public Open Space	3	18.6570801	-33.90524754	–	50	50	–	–	–	-	50
Community Services & Health	Recreation & Parks: Freesia Park - Park Furniture	CPX.0043423	Upgrade	40	02	5	Community Facilities	Public Open Space	77	18.42842482	-33.93788052	–	30	30	27	–	27	100.0%	30
Community Services & Health	Recreation & Parks: Friesland Park - Park Furniture	CPX.0043494	Upgrade	40	02	5	Community Facilities	Public Open Space	2	18.6020624	-33.89573039	–	60	60	–	–	–	-	59
Community Services & Health	Recreation & Parks: Frikkie Knoetze Arboretum - Footpath	CPX.0043628	Upgrade	40	02	5	Community Facilities	Public Open Space	1	18.579325	-33.86876171	–	465	481	–	–	–	-	481
Community Services & Health	Recreation & Parks: Galileo Road Park - Ball catcher fences	CPX.0043675	Upgrade	40	02	5	Community Facilities	Public Open Space	12	18.64157881	-33.94094971	–	60	60	–	–	–	-	60
Community Services & Health	Recreation & Parks: Gamka Park - Park Furniture	CPX.0044104	Upgrade	40	02	5	Community Facilities	Public Open Space	46	18.5545533	-33.97906943	–	130	130	–	–	–	-	130
Community Services & Health	Recreation & Parks: Garden Village Sport F - Soccer Shelter	CPX.0043428	Upgrade	40	02	5	Sport and Recreation Facilities	Outdoor Facilities	53	18.48767185	-33.93485896	–	80	80	–	–	–	-	80
Community Services & Health	Recreation & Parks: Golder's Green Park - Irrigation	CPX.0043425	Upgrade	40	02	5	Community Facilities	Public Open Space	115	18.4475105	-33.93196734	–	60	60	3	–	3	100.0%	60
Community Services & Health	Recreation & Parks: Gordons Road Park - Upgrade	CPX.0043314	Upgrade	40	02	5	Community Facilities	Public Open Space	64	18.44648371	-34.12898276	–	500	500	–	–	–	-	500
Community Services & Health	Recreation & Parks: Gugulethu Integrated Recreation Facility	CPX/0011448: CPX.0039409	Upgrade	40	02	5	Community Facilities	Public Open Space	39	18.56660448	-33.98088925	–	100	100	–	–	–	-	100
Community Services & Health	Recreation & Parks: Gustrouw Sport Ground - Upgrade	CPX.0043805	Upgrade	40	02	5	Sport and Recreation Facilities	Outdoor Facilities	100	18.85689641	-34.13698337	–	450	450	–	–	–	-	450
Community Services & Health	Recreation & Parks: Hammond Park - Park Furniture	CPX.0043870	Upgrade	40	02	5	Community Facilities	Public Open Space	85	18.84013075	-34.12197155	–	50	50	–	–	–	-	50

Function												2025/26	Budget Year 2026/27						
R Thousand	Project Description	Project Number	Type	MTDP Service Outcome	IUDF	Own Strategic Objectives	Asset Class	Asset Sub-Class	Ward Location	GPS Longitude	GPS Lattitude	Provisional Outcome	Original Budget	Adjusted Budget	YearTD actual	YearTD budget	YTD variance	YTD variance %	Full Year Forecast
Community Services & Health	Recreation & Parks: Hannes Louw Park - Walkways	CPX.0043495	Upgrade	40	02	5	Community Facilities	Public Open Space	2	18.59045081	-33.89023467	–	220	220	–	–	–	-	220
Community Services & Health	Recreation & Parks: Hanover Park Civic Centre - AV Equipment	CPX.0037371	New	40	02	5	Community Facilities	Public Open Space	47	18.52728438	-33.99517467	148	–	25	–	–	–	-	25
Community Services & Health	Recreation & Parks: Hartleyvale Stadium Upgrade - Phase 2	CPX/0011448: CPX.0040637	Upgrade	40	02	5	Sport and Recreation Facilities	Outdoor Facilities	57	18.47579408	-33.93971692	–	1 114	1 122	–	134	(134)	-100.0%	1 122
Community Services & Health	Recreation & Parks: Hedge Trimmers - Ward 107	CPX.0040571	Upgrade	40	02	5	Community Facilities	Public Open Space	107	18.47740786	-33.81701491	10	–	5	–	–	–	-	5
Community Services & Health	Recreation & Parks: Highlands Estate Park - Upgrade	CPX.0040438	Upgrade	40	02	5	Community Facilities	Public Open Space	43	18.54482989	-34.03723559	97	–	83	–	–	–	-	83
Community Services & Health	Recreation & Parks: Hill Street POS - Turnstile Gate	CPX.0042948	Upgrade	40	02	5	Community Facilities	Public Open Space	102	18.70924	-33.84872822	–	130	130	100	–	100	100.0%	100
Community Services & Health	Recreation & Parks: Hoheizen Park - Upgrade	CPX.0043270	Upgrade	40	02	5	Community Facilities	Public Open Space	70	18.62089151	-33.88652287	–	40	40	35	–	35	100.0%	35
Community Services & Health	Recreation & Parks: Hout Bay Common - Upgrade	CPX.0037042	Upgrade	40	02	5	Community Facilities	Public Open Space	74	18.35959342	-34.04203256	160	160	160	–	–	–	-	160
Community Services & Health	Recreation & Parks: Huguenot Square Hall - Air Conditioners	CPX.0043679	New	40	02	5	Sport and Recreation Facilities	Indoor Facilities	12	18.64824346	-33.94701451	–	180	180	–	–	–	-	180
Community Services & Health	Recreation & Parks: Huguenot Square Hall - Refrigerator	CPX.0043677	New	40	02	5	Furniture and Office Equipment	Furniture and Office Equipment	12	18.64826261	-33.94701257	–	18	18	18	–	18	100.0%	18
Community Services & Health	Recreation & Parks: Impala Park - Upgrade	CPX.0043276	Upgrade	40	02	5	Community Facilities	Public Open Space	70	18.61502849	-33.8871669	–	50	50	21	–	21	100.0%	50
Community Services & Health	Recreation & Parks: Inkabave Park - Upgrade	CPX.0042738	Upgrade	40	02	5	Community Facilities	Public Open Space	106	18.63124462	-33.97384908	–	400	400	–	–	–	-	400
Community Services & Health	Recreation & Parks: Irvine Park - Park Furniture	CPX.0044105	Upgrade	40	02	5	Community Facilities	Public Open Space	46	18.55327256	-33.98010178	–	130	130	–	–	–	-	130
Community Services & Health	Recreation & Parks: IT Network Hardware: Additional FY27	CPX/0001244: CPX.0017014	New	43	02	9	Computer Equipment	Computer Equipment	Corp Inf			–	521	545	–	521	(521)	-100.0%	545
Community Services & Health	Recreation & Parks: Jack Muller Park - Pathways	CPX.0043694	Upgrade	43	02	3	Community Facilities	Public Open Space	2	18.62964651	-33.89017069	–	–	117	–	–	–	-	117
Community Services & Health	Recreation & Parks: Jakaranda Park - Fencing	CPX.0042972	Upgrade	40	02	5	Community Facilities	Public Open Space	8	18.69595057	-33.88369235	–	250	250	249	–	249	100.0%	249
Community Services & Health	Recreation & Parks: Jan Burger RRH - Athletics Facility Upgr	CPX.0039014	Upgrade	40	02	5	Sport and Recreation Facilities	Indoor Facilities	2	18.58395379	-33.89322392	–	237	237	–	–	–	-	237
Community Services & Health	Recreation & Parks: Jan Burger Sport Ground - Geysers	CPX.0043811	Upgrade	40	02	5	Community Facilities	Public Ablution Facilities	2	18.58448906	-33.89298584	–	–	70	–	–	–	-	70
Community Services & Health	Recreation & Parks: Japonika Road Park - Gym Equipment	CPX.0043457	Upgrade	40	02	5	Community Facilities	Public Open Space	22	18.61098039	-33.9412549	–	200	200	–	–	–	-	200
Community Services & Health	Recreation & Parks: Jim Francis Park - Soccer Pitch	CPX.0044076	Upgrade	40	02	5	Community Facilities	Public Open Space	47	18.53438187	-33.98519624	–	350	350	–	–	–	-	–
Community Services & Health	Recreation & Parks: Kasteelberg Park - Upgrade	CPX.0043443	Upgrade	40	02	5	Community Facilities	Public Open Space	105	18.67100322	-33.81664906	–	100	100	53	–	53	100.0%	100
Community Services & Health	Recreation & Parks: Khaya Yaphi Park - Upgrade	CPX.0037098	Upgrade	40	02	5	Community Facilities	Public Open Space	91	18.65881918	-34.0268927	–	250	250	–	–	–	-	250
Community Services & Health	Recreation & Parks: Kolaro Park - Gym Equipment	CPX.0043471	Upgrade	40	02	5	Community Facilities	Public Open Space	58	18.47707008	-33.9974917	–	70	70	–	–	–	-	70
Community Services & Health	Recreation & Parks: Koperkring Park - Gym Equipment	CPX.0044077	Upgrade	40	02	5	Community Facilities	Public Open Space	44	18.54162661	-33.96280604	–	100	100	–	–	–	-	100
Community Services & Health	Recreation & Parks: Kraaifontein Sport Ground - Fencing	CPX.0042973	Upgrade	40	02	5	Sport and Recreation Facilities	Outdoor Facilities	102	18.70574183	-33.82316372	–	322	322	–	–	–	-	322
Community Services & Health	Recreation & Parks: Kraaifontein Sports Field - Fencing	CPX.0037087	Upgrade	40	02	5	Operational Buildings	Municipal Offices	102	18.70649894	-33.823707	290	–	2	–	–	–	-	2
Community Services & Health	Recreation & Parks: Kuilsriver Depot - Specialised Equip	CPX.0043684	New	40	02	5	Machinery and Equipment	Machinery and Equipment	11	18.69452604	-33.93679678	–	150	150	–	–	–	-	150
Community Services & Health	Recreation & Parks: La Rochelle Greenbelt - Bins & Signage	CPX.0043691	Upgrade	40	02	5	Community Facilities	Public Open Space	3	18.65558229	-33.88148145	–	30	30	13	–	13	100.0%	30
Community Services & Health	Recreation & Parks: Labiance Park - Play Equipment	CPX.0043670	Upgrade	40	02	5	Community Facilities	Public Open Space	9	18.65770856	-33.91040335	–	50	50	–	–	–	-	50
Community Services & Health	Recreation & Parks: Lakeview 1 Park - Play Equipment	CPX.0044031	Upgrade	40	02	5	Community Facilities	Public Open Space	72	18.46546612	-34.06113138	–	25	25	–	–	–	-	25
Community Services & Health	Recreation & Parks: Lakeview 2 Park - Play Equipment	CPX.0044078	Upgrade	40	02	5	Community Facilities	Public Open Space	72	18.46542066	-34.06045984	–	8	8	–	–	–	-	8
Community Services & Health	Recreation & Parks: Leibrandt v Niekerk Hall - Kitchen Equip	CPX.0043459	New	40	02	5	Furniture and Office Equipment	Furniture and Office Equipment	113	18.51358218	-33.83286183	–	40	40	–	–	–	-	40
Community Services & Health	Recreation & Parks: Leibrandt v Niekerk Hall - Kitchen Upgr	CPX.0043480	Upgrade	40	02	5	Community Facilities	Halls	113	18.51351185	-33.83276158	–	220	220	–	–	–	-	220
Community Services & Health	Recreation & Parks: Leonsdale Comm Centre - Kitchen Equipm	CPX.0043718	New	40	02	5	Furniture and Office Equipment	Furniture and Office Equipment	26	18.57567308	-33.91939014	19	–	67	–	–	–	-	67
Community Services & Health	Recreation & Parks: Liesbeek River POS - Footpath	CPX.0043921	Upgrade	40	02	5	Community Facilities	Public Open Space	59	18.47614016	-33.95290141	–	250	250	–	–	–	-	250
Community Services & Health	Recreation & Parks: Lifeguard Highchairs - Ward 100	CPX.0043872	New	40	02	5	Machinery and Equipment	Machinery and Equipment	100	18.8595256	-34.14846004	–	100	100	–	–	–	-	100
Community Services & Health	Recreation & Parks: Lilly Park - Gym Equipment	CPX.0043450	Upgrade	40	02	5	Community Facilities	Public Open Space	16	18.72032656	-34.01402264	–	150	150	–	–	–	-	150
Community Services & Health	Recreation & Parks: Littlewood Park - Gym Equipment	CPX.0043649	Upgrade	40	02	5	Community Facilities	Public Open Space	9	18.66586203	-33.91576344	–	79	79	–	–	–	-	79
Community Services & Health	Recreation & Parks: Long Street Pool upgrade	CPX/0018295: CPX.0039229	Upgrade	40	02	5	Sport and Recreation Facilities	Outdoor Facilities	115	18.41409328	-33.92733608	–	1 000	1 000	–	–	–	-	1 000
Community Services & Health	Recreation & Parks: Lupin Crescent Park Upgrade	CPX/0010881: CPX.0036496	Upgrade	40	02	5	Community Facilities	Public Open Space	4	18.49896339	-33.86370315	1 400	15 600	15 600	–	–	–	-	15 600
Community Services & Health	Recreation & Parks: Lwandle SG Gym Room - Gym Equipment	CPX.0043871	New	40	02	5	Machinery and Equipment	Machinery and Equipment	86	18.86715432	-34.11896822	–	50	50	–	–	–	-	50
Community Services & Health	Recreation & Parks: Lynn Park - Upgrade	CPX.0044024	Upgrade	40	02	5	Community Facilities	Public Open Space	83	18.83747156	-34.11839141	–	100	100	–	–	–	-	100
Community Services & Health	Recreation & Parks: Lynx Park - Upgrade	CPX.0037022	Upgrade	40	02	5	Community Facilities	Public Open Space	71	18.43442635	-34.07430739	39	40	40	–	–	–	-	–
Community Services & Health	Recreation & Parks: Main Entrances Ward 102 - Landscaping	CPX.0042949	Upgrade	40	02	5	Community Facilities	Public Open Space	102	18.6984825	-33.85542497	–	100	100	–	–	–	-	100
Community Services & Health	Recreation & Parks: Majik Forest - Upgrade	CPX.0040699	Upgrade	40	02	5	Community Facilities	Public Open Space	70	18.61606381	-33.8593902	14	–	117	–	–	–	-	116
Community Services & Health	Recreation & Parks: Majik Forest - Waste Management System	CPX.0043477	Upgrade	40	02	5	Community Facilities	Public Open Space	70	18.62250421	-33.85987604	–	25	25	–	–	–	-	25
Community Services & Health	Recreation & Parks: Marine Drive POS - Play Equipment	CPX.0043491	Upgrade	40	02	5	Community Facilities	Public Open Space	113	18.47814186	-33.82469354	–	200	200	–	–	–	-	199
Community Services & Health	Recreation & Parks: Matroosfontein Sport Ground - Upgrade	CPX.0043933	Upgrade	40	02	5	Sport and Recreation Facilities	Outdoor Facilities	42	18.57304984	-33.93778467	–	100	100	–	–	–	-	100
Community Services & Health	Recreation & Parks: McGuinness Park - Park Furniture	CPX.0043493	Upgrade	40	02	5	Community Facilities	Public Open Space	2	18.58941213	-33.89625198	–	60	60	–	–	–	-	60
Community Services & Health	Recreation & Parks: Median Island Landscaping - Vredenberg	CPX.0043603	Upgrade	40	02	5	Community Facilities	Public Open Space	3	18.67343546	-33.88705451	–	220	220	–	–	–	-	220
Community Services & Health	Recreation & Parks: Melkhout Park - Gym Equipment	CPX.0044067	Upgrade	40	02	5	Community Facilities	Public Open Space	24	18.63288596	-33.98752494	–	150	150	–	–	–	-	150
Community Services & Health	Recreation & Parks: Mnandi Beach Upgrade	CPX.0034140	Upgrade	40	02	5	Coastal Infrastructure	Promenades	79	18.61801253	-34.07393097	4 154	–	835	–	–	–	-	835
Community Services & Health	Recreation & Parks: Mnyamanzi Park - Upgrade	CPX.0044021	Upgrade	40	02	5	Community Facilities	Public Open Space	34	18.59282771	-34.00967887	–	50	50	–	–	–	-	50
Community Services & Health	Recreation & Parks: Mongoose Park - Play Equipment	CPX.0043560	Upgrade	40	02	5	Community Facilities	Public Open Space	82	18.63866745	-34.06329191	–	200	200	–	–	–	-	200
Community Services & Health	Recreation & Parks: Montreal Park - Rubber Matting	CPX.0043420	Upgrade	40	02	5	Community Facilities	Public Open Space	57	18.48301224	-33.94478413	–	105	105	105	–	105	100.0%	105
Community Services & Health	Recreation & Parks: Morningstar Sport Ground - Netball Poles	CPX.0043795	Upgrade	43	02	3	Sport and Recreation Facilities	Outdoor Facilities	112	18.65561377	-33.82936411	23	–	28	–	–	–	-	28
Community Services & Health	Recreation & Parks: Morningstar Sports Ground - Upgrade	CPX.0043447	Upgrade	40	02	5	Sport and Recreation Facilities	Outdoor Facilities	112	18.65552006	-33.82997437	–	820	820	–	–	–	-	820
Community Services & Health	Recreation & Parks: Mountainview Greenbelt - Footpath	CPX.0043683	Upgrade	40	02	5	Community Facilities	Public Open Space	21	18.65529093	-33.86437145	–	125	125	–	–	–	-	125
Community Services & Health	Recreation & Parks: Mountainview Park - Footpath	CPX.0043682	Upgrade	40	02	5	Community Facilities	Public Open Space	21	18.65375706	-33.86531183	–	100	100	–	–	–	-	100
Community Services & Health	Recreation & Parks: Myrtle Park - Fencing	CPX.0043809	Upgrade	40	02	5	Community Facilities	Public Open Space	84	18.88201388	-34.0752996	–	100	100	–	–	–	-	100
Community Services & Health	Recreation & Parks: Nanana Park - Construction	CPX.0043315	Upgrade	40	02	5	Community Facilities	Public Open Space	94	18.67477733	-34.03424131	–	250	250	–	–	–	-	250
Community Services & Health	Recreation & Parks: Nassau Park - Upgrade	CPX.0043826	Upgrade	40	02	5	Community Facilities	Public Open Space	27	18.55087482	-33.8941217	–	300	300	–	–	–	-	300
Community Services & Health	Recreation & Parks: New Street Park - Upgrade	CPX.0037756	Upgrade	40	02	5	Community Facilities	Public Open Space	84	18.85493774	-34.08375253	149	150	150	–	–	–	-	150
Community Services & Health	Recreation & Parks: Newlands M3 POS - Upgrade	CPX.0044025	Upgrade	40	02	5	Community Facilities	Public Open Space	62	18.44742871	-33.97548441	–	150	150	–	–	–	-	150
Community Services & Health	Recreation & Parks: Nile Park - Benches	CPX.0043688	Upgrade	40	02	5	Community Facilities	Public Open Space	78	18.61144076	-34.04605859	–	30	30	–	–	–	-	30
Community Services & Health	Recreation & Parks: Nomad Road Park - Fencing	CPX.0043409	Upgrade	40	02	5	Community Facilities	Public Open Space	55	18.51210964	-33.88243256	–	200	200	–	–	–	-	200
Community Services & Health	Recreation & Parks: Northumbria Park - Rubber Matting	CPX.0043397	Upgrade	40	02	5	Community Facilities	Public Open Space	54	18.39320031	-33.91755617	–	110	110	110	–	110	100.0%	110
Community Services & Health	Recreation & Parks: Ntselamanzi Park - Upgrade	CPX.0043802	Upgrade	40	02	5	Community Facilities	Public Open Space	34	18.57976225	-34.01032897	–	100	100	–	–	–	-	100
Community Services & Health	Recreation & Parks: NY135 Park - Upgrade	CPX.0044068	Upgrade	40	02	5	Community Facilities	Public Open Space	40	18.57404468	-33.97434401	–	200	200	–	–	–	-	–
Community Services & Health	Recreation & Parks: Ocean View Baseball Pitch	CPX/0011422: CPX.0026041	Upgrade	40	02	5	Sport and Recreation Facilities	Outdoor Facilities	61	18.35438097	-34.1494726	1 396	–	327	–	–	–	-	327

Function												2025/26	Budget Year 2026/27						
R Thousand	Project Description	Project Number	Type	MTDP Service Outcome	IUDF	Own Strategic Objectives	Asset Class	Asset Sub-Class	Ward Location	GPS Longitude	GPS Lattitude	Provisional Outcome	Original Budget	Adjusted Budget	YearTD actual	YearTD budget	YTD variance	YTD variance %	Full Year Forecast
Community Services & Health	Recreation & Parks: Okavango Road Median - Upgrade	CPX.0043448	Upgrade	40	02	5	Community Facilities	Public Open Space	103	18.69641735	-33.84494851	–	490	490	–	–	–	-	490
Community Services & Health	Recreation & Parks: Palermo Road Park - Upgrade	CPX.0042902	Upgrade	40	02	5	Community Facilities	Public Open Space	43	18.58232611	-34.06916295	–	300	300	–	–	–	-	300
Community Services & Health	Recreation & Parks: Park Signage - Ward 10	CPX.0043674	Upgrade	40	02	5	Community Facilities	Public Open Space	10	18.62173498	-33.9030092	–	15	15	–	–	–	-	15
Community Services & Health	Recreation & Parks: Park Signage - Ward 103	CPX.0038403	Upgrade	40	02	5	Community Facilities	Public Open Space	103	18.68621568	-33.83909943	–	20	20	–	–	–	-	20
Community Services & Health	Recreation & Parks: Park Signage - Ward 105	CPX.0043442	Upgrade	40	02	5	Community Facilities	Public Open Space	105	18.66076365	-33.81405304	–	40	40	–	–	–	-	40
Community Services & Health	Recreation & Parks: Park Signage - Ward 70	CPX.0038427	Upgrade	40	02	5	Community Facilities	Public Open Space	70	18.63173307	-33.86257073	–	20	20	–	–	–	-	20
Community Services & Health	Recreation & Parks: Parow North Bowling Club - Floodlights	CPX.0043486	Upgrade	40	02	5	Sport and Recreation Facilities	Outdoor Facilities	2	18.58318919	-33.89271354	–	200	200	–	–	–	-	200
Community Services & Health	Recreation & Parks: Perelberg Park - Park Furniture	CPX.0044079	Upgrade	40	02	5	Community Facilities	Public Open Space	42	18.57738602	-33.94937439	–	60	60	–	–	–	-	60
Community Services & Health	Recreation & Parks: Perseverance Park - Upgrade	CPX.0043396	Upgrade	40	02	5	Community Facilities	Public Open Space	53	18.48795949	-33.93674971	–	878	878	–	–	–	-	878
Community Services & Health	Recreation & Parks: Petunia Park - Fencing	CPX.0043926	Upgrade	40	02	5	Community Facilities	Public Open Space	44	18.53443033	-33.96478236	–	100	100	–	–	–	-	100
Community Services & Health	Recreation & Parks: Phelandaba Park - Upgrade	CPX.0043318	Upgrade	40	02	5	Community Facilities	Public Open Space	95	18.70027607	-34.06308561	–	200	200	–	–	–	-	200
Community Services & Health	Recreation & Parks: Pilot Way Park - Fencing	CPX.0043629	Upgrade	40	02	5	Community Facilities	Public Open Space	43	18.55850178	-34.0730101	–	350	350	–	–	–	-	350
Community Services & Health	Recreation & Parks: Priscilla Park - Upgrade	CPX.0042803	Upgrade	40	02	5	Community Facilities	Public Open Space	76	18.63013611	-34.03131266	–	150	150	–	–	–	-	150
Community Services & Health	Recreation & Parks: Qhekezana Park - Upgrade	CPX.0043319	Upgrade	40	02	5	Community Facilities	Public Open Space	96	18.70926249	-34.04431204	–	100	100	–	–	–	-	100
Community Services & Health	Recreation & Parks: Quamba Park - Gym Equipment	CPX.0042909	Upgrade	40	02	5	Community Facilities	Public Open Space	76	18.63093506	-34.02377728	–	100	100	–	–	–	-	100
Community Services & Health	Recreation & Parks: Quiet Close Park - Pathway	CPX.0043650	Upgrade	40	02	5	Community Facilities	Public Open Space	75	18.59729546	-34.04229719	–	250	250	–	–	–	-	250
Community Services & Health	Recreation & Parks: Rambler Park - Gym Equipment	CPX.0042910	Upgrade	40	02	5	Community Facilities	Public Open Space	116	18.62408289	-34.04513039	–	80	80	–	–	–	-	80
Community Services & Health	Recreation & Parks: Ravensmead Pool upgrade	CPX.0018295: CPX.0039320	Upgrade	40	03	5	Sport and Recreation Facilities	Outdoor Facilities	25	18.59670763	-33.9251354	–	6 500	6 265	130	–	130	100.0%	6 265
Community Services & Health	Recreation & Parks: Rebuild Parkwood Community Hall	CPX.0020092	Renewal	40	02	5	Community Facilities	Centres	65	18.49322242	-34.03289339	–	1 000	1 000	–	300	(300)	-100.0%	–
Community Services & Health	Recreation & Parks: Recreation Facilities & Parks Upgr FY27	CPX/0001104: CPX.0024159	Upgrade	40	02	5	Sport and Recreation Facilities	Outdoor Facilities	City-Wide	18.52501894	-34.14115605	–	1 500	2 883	–	–	–	-	2 883
Community Services & Health	Recreation & Parks: Recreation Hubs Equipment: Add FY27	CPX/0001040: CPX.0017042	New	40	02	5	Machinery and Equipment	Machinery and Equipment	City-Wide	18.52501894	-34.14115605	–	400	400	–	200	(200)	-100.0%	400
Community Services & Health	Recreation & Parks: Recreation Hubs Equipment: Repl FY27	CPX/0003338: CPX.0032862	Renewal	40	02	5	Machinery and Equipment	Machinery and Equipment	City-Wide	18.52501894	-34.14115605	–	200	200	–	100	(100)	-100.0%	200
Community Services & Health	Recreation & Parks: Restio Park - Upgrade	CPX.0037082	Upgrade	40	02	5	Community Facilities	Public Open Space	71	18.43735624	-34.07533935	40	40	40	–	–	–	-	–
Community Services & Health	Recreation & Parks: Rochester Park - Irrigation	CPX.0043398	Upgrade	40	02	5	Community Facilities	Public Open Space	54	18.37986647	-33.92615092	–	300	300	2	–	2	100.0%	300
Community Services & Health	Recreation & Parks: Rochester Park - Upgrade	CPX.0043934	Upgrade	40	02	5	Community Facilities	Public Open Space	72	18.47137099	-34.05177725	–	59	59	–	–	–	-	59
Community Services & Health	Recreation & Parks: Rondebosch Depot - Tree Stump Grinder	CPX.0043922	New	40	02	5	Machinery and Equipment	Machinery and Equipment	59	18.45927939	-33.9739579	–	200	200	–	–	–	-	200
Community Services & Health	Recreation & Parks: Rondebosch Park - Upgrade	CPX.0040789	Upgrade	40	02	5	Community Facilities	Public Open Space	59	18.47670278	-33.9646309	341	–	80	–	–	–	-	80
Community Services & Health	Recreation & Parks: Rooseboom Park - Benches & Bins	CPX.0043678	Upgrade	40	02	5	Community Facilities	Public Open Space	5	18.53299842	-33.8522565	–	30	30	–	–	–	-	29
Community Services & Health	Recreation & Parks: Rover Park - Upgrade	CPX.0044069	Upgrade	40	02	5	Community Facilities	Public Open Space	58	18.49344429	-33.96969311	–	150	150	–	–	–	-	150
Community Services & Health	Recreation & Parks: Sakriver Park - Play Equipment	CPX.0044030	Upgrade	40	02	5	Community Facilities	Public Open Space	20	18.63776908	-33.96663784	–	100	100	–	–	–	-	100
Community Services & Health	Recreation & Parks: Sarepta Sport & Rec Centre - Upgrade	CPX.0042847	Upgrade	40	02	5	Sport and Recreation Facilities	Indoor Facilities	11	18.66473388	-33.92857711	–	100	100	–	–	–	-	100
Community Services & Health	Recreation & Parks: Sea Horse Park - Play Equipment	CPX.0043509	Upgrade	40	02	5	Community Facilities	Public Open Space	76	18.61520062	-34.01816223	–	200	200	–	–	–	-	200
Community Services & Health	Recreation & Parks: Sea Point Pool upgrade	CPX/0018295: CPX.0039227	Upgrade	40	02	5	Sport and Recreation Facilities	Outdoor Facilities	54	18.38450569	-33.91822865	–	1 000	1 000	–	–	–	-	1 000
Community Services & Health	Recreation & Parks: Shoshanna Park - Upgrade	CPX.0043279	Upgrade	40	02	5	Community Facilities	Public Open Space	70	18.63527772	-33.86814999	–	40	40	35	–	35	100.0%	35
Community Services & Health	Recreation & Parks: Site C Stadium - Upgrade	CPX.0037366	Upgrade	40	02	5	Sport and Recreation Facilities	Outdoor Facilities	18	18.63733806	-34.00882902	430	400	470	–	–	–	-	470
Community Services & Health	Recreation & Parks: Sneeuberg Park - Gym Equipment	CPX.0044083	Upgrade	40	02	5	Community Facilities	Public Open Space	44	18.55989212	-33.97112501	–	50	50	–	–	–	-	50
Community Services & Health	Recreation & Parks: Sonstraal Dam - Signage	CPX.0043692	Upgrade	40	02	5	Community Facilities	Public Open Space	21	18.66183825	-33.84846019	–	12	12	–	–	–	-	12
Community Services & Health	Recreation & Parks: Spandau Park - Gym Equipment	CPX.0043452	Upgrade	40	02	5	Community Facilities	Public Open Space	17	18.71086326	-33.99391664	–	100	100	–	–	–	-	100
Community Services & Health	Recreation & Parks: Specialised Equipment: Additional FY27	CPX/0033744: CPX.0032878	New	40	02	5	Machinery and Equipment	Machinery and Equipment	Corp Inf			–	250	329	–	–	–	-	329
Community Services & Health	Recreation & Parks: Specialised Equipment: Replacement FY27	CPX/0008827: CPX.0024062	Renewal	40	02	5	Machinery and Equipment	Machinery and Equipment	Corp Inf			–	250	260	–	–	–	-	260
Community Services & Health	Recreation & Parks: Springbok Park - Gym Equipment	CPX.0043406	Upgrade	40	02	5	Community Facilities	Public Open Space	14	18.71494003	-33.98500658	–	50	50	–	–	–	-	50
Community Services & Health	Recreation & Parks: St Andrews SG - Soccer Goal Posts	CPX.0042974	Upgrade	40	02	5	Sport and Recreation Facilities	Outdoor Facilities	25	18.59239461	-33.93261385	–	70	70	–	–	–	-	70
Community Services & Health	Recreation & Parks: St Michael's Park - Staircase	CPX.0043422	Upgrade	40	02	5	Community Facilities	Public Open Space	77	18.40159755	-33.93149662	–	220	220	–	–	–	-	220
Community Services & Health	Recreation & Parks: Stikland Cemetery - Entrance Upgrade	CPX.0043402	Upgrade	40	02	5	Community Facilities	Cemeteries/Crematoria	3	18.6624703	-33.90895775	–	50	50	–	–	–	-	50
Community Services & Health	Recreation & Parks: Stockholm Park - Upgrade	CPX.0043383	Upgrade	40	02	5	Community Facilities	Public Open Space	103	18.6867093	-33.82033438	–	45	45	21	–	21	100.0%	45
Community Services & Health	Recreation & Parks: Strand Beach Area - Upgrade	CPX.0043804	Upgrade	40	02	5	Coastal Infrastructure	Promenades	83	18.82188584	-34.11144087	–	120	120	–	–	–	-	120
Community Services & Health	Recreation & Parks: Strandfontein Clubhouse Development	CPX.0020320	Upgrade	40	02	5	Sport and Recreation Facilities	Outdoor Facilities	43	18.54856985	-34.07908444	1 169	–	106	–	–	–	-	106
Community Services & Health	Recreation & Parks: Strandfontein Pavilion Refurbishment	CPX.0034142	Upgrade	40	02	5	Various	Various	43	18.55447899	-34.08827269	19 759	9 067	9 068	81	–	81	100.0%	9 068
Community Services & Health	Recreation & Parks: Strauss Park - Gym Equipment	CPX.0043506	Upgrade	40	02	5	Community Facilities	Public Open Space	24	18.63169688	-33.99015091	–	150	150	–	–	–	-	150
Community Services & Health	Recreation & Parks: Sunset Beach POS - Upgrade	CPX.0043399	Upgrade	40	02	5	Community Facilities	Public Open Space	54	18.37912895	-33.92111384	–	160	160	–	–	–	-	160
Community Services & Health	Recreation & Parks: Supply, Install & Replace Signage FY27	CPX/0008821: CPX.0017033	Renewal	40	02	5	Community Facilities	Public Open Space	City-Wide	18.52501894	-34.14115605	–	100	100	–	–	–	-	100
Community Services & Health	Recreation & Parks: Sussex Road Park - Upgrade	CPX.0044080	Upgrade	40	02	5	Community Facilities	Public Open Space	63	18.47561399	-34.01323661	–	70	70	–	–	–	-	70
Community Services & Health	Recreation & Parks: Swimming Pool Equipment: Add FY27	CPX/0001083: CPX.0022021	New	40	02	5	Machinery and Equipment	Machinery and Equipment	City-Wide	18.52501894	-34.14115605	–	750	750	–	–	–	-	750
Community Services & Health	Recreation & Parks: Swimming Pool Equipment: Repl FY27	CPX/0033391: CPX.0033018	Renewal	40	02	5	Machinery and Equipment	Machinery and Equipment	City-Wide	18.52501894	-34.14115605	–	750	815	–	–	–	-	815
Community Services & Health	Recreation & Parks: Swimming Pool Upgrade FY27	CPX/0020267: CPX.0032441	Upgrade	40	02	5	Sport and Recreation Facilities	Outdoor Facilities	City-Wide	18.52501894	-34.14115605	–	20 000	23 037	–	3 000	(3 000)	-100.0%	23 037
Community Services & Health	Recreation & Parks: Sybrand Park - Hard Surfacing	CPX.0043879	Upgrade	40	02	5	Community Facilities	Public Open Space	60	18.50018467	-33.95658512	–	50	50	–	–	–	-	–
Community Services & Health	Recreation & Parks: The Hague & Roosendal POS - Gym Equip	CPX.0043505	Upgrade	40	02	5	Community Facilities	Public Open Space	13	18.64667306	-33.95835076	–	500	500	–	–	–	-	500
Community Services & Health	Recreation & Parks: Tottum Park - Upgrade	CPX.0043441	Upgrade	40	02	5	Community Facilities	Public Open Space	105	18.65438176	-33.81899221	–	80	80	44	–	44	100.0%	80
Community Services & Health	Recreation & Parks: Trafalgar Park - Play Equipment	CPX.0043540	Upgrade	40	02	5	Community Facilities	Public Open Space	79	18.62057105	-34.05647121	–	150	150	–	–	–	-	150
Community Services & Health	Recreation & Parks: Trafalgar Pool - Recreational Equipment	CPX.0043429	New	40	02	5	Machinery and Equipment	Machinery and Equipment	115	18.44179691	-33.92979375	–	50	50	–	–	–	-	50
Community Services & Health	Recreation & Parks: Uitsig Community Hall - Industrial Stove	CPX.0042976	New	40	02	5	Furniture and Office Equipment	Furniture and Office Equipment	25	18.59939493	-33.93607602	–	55	55	–	–	–	-	51
Community Services & Health	Recreation & Parks: Uitsig Sport Ground - Line Marker	CPX.0042975	New	40	02	5	Machinery and Equipment	Machinery and Equipment	25	18.60133223	-33.93346113	–	25	25	–	–	–	-	25
Community Services & Health	Recreation & Parks: Uitzicht Greenbelt - Footpath	CPX.0043510	Upgrade	40	02	5	Community Facilities	Public Open Space	103	18.69172861	-33.81647033	–	100	100	–	–	–	-	100
Community Services & Health	Recreation & Parks: Upgrade Community Parks FY27	CPX/0044260: CPX.0017336	Upgrade	40	02	5	Community Facilities	Public Open Space	City-Wide	18.52501894	-34.14115605	–	2 000	2 173	35	500	(465)	-93.0%	2 173
Community Services & Health	Recreation & Parks: Upgrade Maitland Crematorium	CPX.0003490	Upgrade	40	02	5	Community Facilities	Cemeteries/Crematoria	56	18.51595676	-33.91969268	9 187	–	1 513	(207)	–	(207)	100.0%	1 513
Community Services & Health	Recreation & Parks: Upgrade Princessvlei	CPX/0011448: CPX.0011598	Upgrade	40	02	5	Community Facilities	Public Open Space	72	18.47804532	-34.04790487	9 919	176	178	35	44	(9)	-21.2%	178
Community Services & Health	Recreation & Parks: Uys Krige Dog Park - Upgrade	CPX.0043234	Upgrade	40	02	5	Community Facilities	Public Open Space	70	18.60976524	-33.88780929	–	70	70	–	–	–	-	70
Community Services & Health	Recreation & Parks: Van Riebeeck Park - Electrification	CPX.0043424	Upgrade	40	02	5	Community Facilities	Public Open Space	77	18.41824333	-33.94344064	–	350	350	–	–	–	-	350
Community Services & Health	Recreation & Parks: Veerpyl Park - Upgrade	CPX.0042844	Upgrade	40	02	5	Community Facilities	Public Open Space	116	18.62110447	-34.03841445	–	150	150	–	–	–	-	150
Community Services & Health	Recreation & Parks: Vergenoeg Park - Upgrade	CPX.0043661	Upgrade	40	02	5	Community Facilities	Public Open Space	8	18.70078674	-33.89701028	–	285	285	191	–	191	100.0%	285

Function												2025/26	Budget Year 2026/27						
R Thousand	Project Description	Project Number	Type	MTDP Service Outcome	IUDF	Own Strategic Objectives	Asset Class	Asset Sub-Class	Ward Location	GPS Longitude	GPS Lattitude	Provisional Outcome	Original Budget	Adjusted Budget	YearTD actual	YearTD budget	YTD variance	YTD variance %	Full Year Forecast
Community Services & Health	Recreation & Parks: Victoria Park 1 - Upgrade	CPX.0044065	Upgrade	40	02	5	Community Facilities	Public Open Space	83	18.83303351	-34.09154075	–	20	20	–	–	–	-	20
Community Services & Health	Recreation & Parks: Viola Park - Upgrade	CPX.0042804	Upgrade	40	02	5	Community Facilities	Public Open Space	76	18.61395092	-34.03432924	–	150	150	–	–	–	-	150
Community Services & Health	Recreation & Parks: Vulindlela Pool upgrade	CPX/0018295: CPX.0039323	Upgrade	40	03	5	Sport and Recreation Facilities	Outdoor Facilities	39	18.56701579	-33.97748169	–	386	386	–	–	–	-	–
Community Services & Health	Recreation & Parks: Vygieskraal Stadium - Cycling Track	CPX/0042497: CPX.0039301	Upgrade	40	02	5	Sport and Recreation Facilities	Outdoor Facilities	46	18.52380086	-33.96940282	–	20 000	20 000	–	2 000	(2 000)	-100.0%	20 000
Community Services & Health	Recreation & Parks: Wagner Park - Upgrade	CPX.0043387	Upgrade	40	02	5	Community Facilities	Public Open Space	103	18.68224142	-33.84312135	–	40	40	36	–	36	100.0%	40
Community Services & Health	Recreation & Parks: Water Bowser Trailer - Ward 59	CPX.0040813	New	40	02	5	Sport and Recreation Facilities	Outdoor Facilities	59	18.46799154	-33.9781281	–	–	100	–	–	–	-	100
Community Services & Health	Recreation & Parks: Waterhout Park - Gym Equipment	CPX.0043453	Upgrade	40	02	5	Community Facilities	Public Open Space	17	18.7200567	-33.99284342	–	100	100	–	–	–	-	100
Community Services & Health	Recreation & Parks: Wellington Greenbelt - Upgrade	CPX.0043444	Upgrade	40	02	5	Community Facilities	Public Open Space	105	18.65868276	-33.82352607	–	120	120	–	–	–	-	–
Community Services & Health	Recreation & Parks: Wendy Way Park - Upgrade	CPX.0043067	Upgrade	40	02	5	Community Facilities	Public Open Space	1	18.58288951	-33.88373163	–	200	200	–	–	–	-	200
Community Services & Health	Recreation & Parks: Wens POS - Play Equipment	CPX.0044084	Upgrade	40	02	5	Community Facilities	Public Open Space	48	18.51670367	-33.97986292	–	100	100	–	–	–	-	100
Community Services & Health	Recreation & Parks: Wessels Road Dog Park - Upgrade	CPX.0043426	Upgrade	40	02	5	Community Facilities	Public Open Space	115	18.41288045	-33.91227263	–	120	120	–	–	–	-	120
Community Services & Health	Recreation & Parks: Westridge RRH - Synthetic pitch construc	CPX/0042497: CPX.0042189	Upgrade	40	02	5	Sport and Recreation Facilities	Outdoor Facilities	81	18.59736132	-34.04571576	–	3 800	3 800	–	–	–	-	3 800
Community Services & Health	Recreation & Parks: Woodbury Road Park - Walking Track	CPX.0043844	Upgrade	40	02	5	Community Facilities	Public Open Space	60	18.49648605	-33.99498738	227	–	81	–	–	–	-	80
Community Services & Health	Recreation & Parks: Woodbury Road Park - Walking Track	CPX.0043878	Upgrade	40	02	5	Community Facilities	Public Open Space	60	18.49690371	-33.99519649	–	223	223	–	–	–	-	–
Community Services & Health	Recreation & Parks: Wynberg Park - Pathway	CPX.0037833	Upgrade	40	02	5	Community Facilities	Public Open Space	62	18.4517909	-34.0013591	230	140	140	–	–	–	-	140
Community Services & Health	Recreation & Parks: Yeoville Sport Ground - Wall Reconstruct	CPX/0042497: CPX.0042414	Upgrade	40	02	5	Sport and Recreation Facilities	Outdoor Facilities	77	18.4195419	-33.93895642	–	2 279	2 279	–	39	(39)	-100.0%	2 279
Community Services & Health	Recreation & Parks: Yinlan Park - Play Equipment	CPX.0040622	Upgrade	40	02	5	Community Facilities	Public Open Space	103	18.68785381	-33.85529844	–	–	35	–	–	–	-	34
Community Services & Health	Recreation & Parks: Zandvlei Regional Park upgrade	CPX/0040563: CPX.0039265	Upgrade	35	02	5	Community Facilities	Public Open Space	64	18.46751091	-34.09304568	2 109	–	18	18	–	18	100.0%	18
Community Services & Health	Recreation & Parks: Zinnia Park - Walkways	CPX.0043783	Upgrade	40	02	5	Community Facilities	Public Open Space	27	18.53855791	-33.89434362	203	–	97	–	–	–	-	97
Community Services & Health	Support Services: CS & H: Computer Equipment: Replacement FY27	CPX/0012230: CPX.0025548	Renewal	40	04	9	Computer Equipment	Computer Equipment	Corp Inf			–	50	51	–	–	–	-	51
Community Services & Health	Support Services: CS & H: CSH Contingency Prov - Construction FY27	CPX/0000392: CPX.0044170	Renewal	40	04	9	Operational Buildings	Municipal Offices	City-Wide	18.52501894	-34.14115605	–	2 500	2 500	–	–	–	-	–
Community Services & Health	Support Services: CS & H: CSH Contingency Prov - Insurance FY27	CPX/0000392: CPX.0025494	Renewal	40	04	9	Operational Buildings	Municipal Offices	Corp Inf			–	2 000	3 046	–	–	–	-	–
Community Services & Health	Support Services: CS & H: Office Equipment: Replacement FY27	CPX/0025468: CPX.0025519	Renewal	40	04	9	Furniture and Office Equipment	Furniture and Office Equipment	Corp Inf			–	20	19	–	–	–	-	19
Corporate Services	Citizen Interface: Air Con Installations: North FY27	CPX/0041572: CPX.0044533	Upgrade	40	04	9	Machinery and Equipment	Machinery and Equipment	57	18.563564	-33.736739	–	–	56	–	–	–	-	56
Corporate Services	Citizen Interface: Security Hardening - Area Central FY27	CPX/0015699: CPX.0036554	Upgrade	30	04	9	Community Facilities	Centres	Area Central	18.588474	-33.944204	–	1 583	1 583	–	–	–	-	1 583
Corporate Services	Citizen Interface: Security Hardening - Area East FY27	CPX/0015699: CPX.0036671	Upgrade	30	04	9	Community Facilities	Centres	Area East	18.906682	-34.119396	–	1 583	1 583	–	–	–	-	1 583
Corporate Services	Citizen Interface: Security Hardening - Area North FY27	CPX/0015699: CPX.0036914	Upgrade	30	04	9	Community Facilities	Centres	Area North	18.563564	-33.736739	–	1 108	1 108	–	–	–	-	1 108
Corporate Services	Citizen Interface: Security Hardening - Area South FY27	CPX/0015699: CPX.0037036	Upgrade	30	04	9	Community Facilities	Centres	Area South	18.567084	-34.043757	–	1 400	1 400	–	–	–	-	1 400
Corporate Services	Citizen Interface: Ward Allocations - Subcouncil 1	CPX/0010213: CPX.0023807	New	35	04	9	Community Facilities	Centres	Subcouncil 1	18.48157531	-33.62827177	–	–	37	–	–	–	-	37
Corporate Services	Citizen Interface: Ward Allocations - Subcouncil 10	CPX/0010214: CPX.0023824	New	35	04	9	Community Facilities	Centres	Subcouncil 10	18.68315489	-34.05138193	–	82	113	–	–	–	-	113
Corporate Services	Citizen Interface: Ward Allocations - Subcouncil 11	CPX/0010874: CPX.0023912	New	35	04	9	Community Facilities	Centres	Subcouncil 11	18.52702201	-33.97745874	–	411	814	–	–	–	-	814
Corporate Services	Citizen Interface: Ward Allocations - Subcouncil 12	CPX/0010215: CPX.0023850	New	35	04	9	Community Facilities	Centres	Subcouncil 12	18.62678181	-34.03875742	–	191	211	–	–	–	-	211
Corporate Services	Citizen Interface: Ward Allocations - Subcouncil 13	CPX/0010215: CPX.0023851	New	35	04	9	Community Facilities	Centres	Subcouncil 13	18.57275027	-33.99373443	–	80	127	–	–	–	-	127
Corporate Services	Citizen Interface: Ward Allocations - Subcouncil 14	CPX/0010874: CPX.0023913	New	35	04	9	Community Facilities	Centres	Subcouncil 14	18.68781309	-33.97973057	–	20	44	–	–	–	-	44
Corporate Services	Citizen Interface: Ward Allocations - Subcouncil 15	CPX/0010213: CPX.0021346	New	35	04	9	Community Facilities	Centres	Subcouncil 15	18.55354859	-33.94909539	–	37	47	–	–	–	-	47
Corporate Services	Citizen Interface: Ward Allocations - Subcouncil 16	CPX/0010213: CPX.0023809	New	35	04	9	Community Facilities	Centres	Subcouncil 16	18.42792476	-33.93585883	–	0	131	–	–	–	-	131
Corporate Services	Citizen Interface: Ward Allocations - Subcouncil 17	CPX/0010215: CPX.0023914	New	35	04	9	Community Facilities	Centres	Subcouncil 17	18.59254835	-34.03719128	–	38	123	–	–	–	-	123
Corporate Services	Citizen Interface: Ward Allocations - Subcouncil 18	CPX/0010215: CPX.0023875	New	35	04	9	Community Facilities	Centres	Subcouncil 18	18.49379105	-34.04942787	–	8	162	–	–	–	-	162
Corporate Services	Citizen Interface: Ward Allocations - Subcouncil 19	CPX/0010215: CPX.0023876	New	35	04	9	Community Facilities	Centres	Subcouncil 19	18.42869283	-34.13519808	–	–	0	–	–	–	-	0
Corporate Services	Citizen Interface: Ward Allocations - Subcouncil 2	CPX/0010213: CPX.0023808	New	35	04	9	Community Facilities	Centres	Subcouncil 2	18.71872925	-33.86470695	–	76	102	–	–	–	-	102
Corporate Services	Citizen Interface: Ward Allocations - Subcouncil 20	CPX/0010215: CPX.0023877	New	35	04	9	Community Facilities	Centres	Subcouncil 20	18.42970228	-34.02851526	–	3	9	–	–	–	-	9
Corporate Services	Citizen Interface: Ward Allocations - Subcouncil 3	CPX/0010213: CPX.0021285	New	35	04	9	Community Facilities	Centres	Subcouncil 3	18.53383625	-33.84385625	–	0	56	–	–	–	-	56
Corporate Services	Citizen Interface: Ward Allocations - Subcouncil 4	CPX/0010874: CPX.0023879	New	35	04	9	Community Facilities	Centres	Subcouncil 4	18.57172841	-33.91856704	–	1	22	–	–	–	-	22
Corporate Services	Citizen Interface: Ward Allocations - Subcouncil 5	CPX/0010874: CPX.0023910	New	35	04	9	Community Facilities	Centres	Subcouncil 5	18.63365253	-33.96633797	–	15	15	–	–	–	-	15
Corporate Services	Citizen Interface: Ward Allocations - Subcouncil 6	CPX/0010874: CPX.0023911	New	35	04	9	Community Facilities	Centres	Subcouncil 6	18.63045347	-33.90557819	–	39	62	–	–	–	-	62
Corporate Services	Citizen Interface: Ward Allocations - Subcouncil 7	CPX/0010213: CPX.0021284	New	35	04	9	Community Facilities	Centres	Subcouncil 7	18.62293944	-33.84255641	–	25	475	–	–	–	-	475
Corporate Services	Citizen Interface: Ward Allocations - Subcouncil 8	CPX/0010214: CPX.0023822	New	35	04	9	Community Facilities	Centres	Subcouncil 8	18.84744343	-34.10056292	–	7	68	–	–	–	-	68
Corporate Services	Citizen Interface: Ward Allocations - Subcouncil 9	CPX/0010214: CPX.0023823	New	35	04	9	Community Facilities	Centres	Subcouncil 9	18.6562485	-34.02062106	–	–	61	–	–	–	-	61
Corporate Services	Executive & Councillor Supprt Operations: Computers: Replacement ESS FY27	CPX/0000034: CPX.0022510	Renewal	43	04	9	Computer Equipment	Computer Equipment	Corp Inf			–	–	121	–	–	–	-	–
Corporate Services	Executive & Councillor Supprt Operations: Office Equipment: Additional ESS FY27	CPX/0017145: CPX.0023024	New	43	04	9	Furniture and Office Equipment	Furniture and Office Equipment	Corp Inf			–	–	19	–	–	–	-	19
Corporate Services	Executive & Councillor Supprt Operations: Office Equipment: Repl Councillors FY26	CPX/0000036: CPX.0040920	Renewal	40	04	9	Furniture and Office Equipment	Furniture and Office Equipment	Corp Inf			1 670	–	–	(7)	–	(7)	100.0%	–
Corporate Services	Executive & Councillor Supprt Operations: Office Equipment: Repl Councillors FY27	CPX/0000036: CPX.0044517	Renewal	40	04	9	Furniture and Office Equipment	Furniture and Office Equipment	Corp Inf			–	–	72	–	–	–	-	72
Corporate Services	Executive & Councillor Supprt Operations: Office Equipment: Replacement ESS FY27	CPX/0000036: CPX.0044532	Renewal	40	04	9	Furniture and Office Equipment	Furniture and Office Equipment	Corp Inf			–	–	4	–	–	–	-	4
Corporate Services	Executive & Councillor Supprt Operations: Printers: Additional Councillor Sup FY27	CPX/0016080: CPX.0024616	New	43	04	9	Computer Equipment	Computer Equipment	Corp Inf			–	–	380	–	–	–	-	380
Corporate Services	Facilities Management: Atlantis Depot roof replacement	CPX.0041517	Upgrade	40	04	9	Operational Buildings	Municipal Offices	32	18.48315163	-33.58496587	–	1 034	1 034	–	103	(103)	-100.0%	1 034
Corporate Services	Facilities Management: Building Equipment: Repl Area 1 FY27	CPX/0000922: CPX.0033644	Renewal	40	04	9	Machinery and Equipment	Machinery and Equipment	Corp Inf			–	40	40	29	–	29	100.0%	34
Corporate Services	Facilities Management: Building Equipment: Repl Area 2 FY27	CPX/0000922: CPX.0033677	Renewal	40	04	9	Machinery and Equipment	Machinery and Equipment	Corp Inf			–	40	40	29	–	29	100.0%	34
Corporate Services	Facilities Management: Building Equipment: Repl Area 3 FY27	CPX/0000922: CPX.0033654	Renewal	40	04	9	Machinery and Equipment	Machinery and Equipment	Corp Inf			–	40	40	29	–	29	100.0%	34
Corporate Services	Facilities Management: Building Equipment: Repl Area 4 FY27	CPX/0000922: CPX.0033804	Renewal	40	04	9	Machinery and Equipment	Machinery and Equipment	Corp Inf			–	40	40	29	–	29	100.0%	34
Corporate Services	Facilities Management: Building Equipment: Repl CHQ FY27	CPX/0000922: CPX.0033758	Renewal	40	04	9	Machinery and Equipment	Machinery and Equipment	Corp Inf			–	40	40	–	–	–	-	34
Corporate Services	Facilities Management: Council Chamber: Seating	CPX/0017854: CPX.0041111	Upgrade	40	04	9	Operational Buildings	Municipal Offices	115	18.42865098	-33.92106198	–	280	1 000	–	598	(598)	-100.0%	1 000
Corporate Services	Facilities Management: Facilities Upgrade 44 Wale Str: Phase 3	CPX/0017854: CPX.0039140	Upgrade	40	04	9	Operational Buildings	Municipal Offices	115	18.41788045	-33.92301541	–	9 202	9 202	–	–	–	-	9 202
Corporate Services	Facilities Management: Facilities Upgrade Area 2: Somerset West	CPX.0019550	Upgrade	40	04	9	Operational Buildings	Municipal Offices	84	18.84819669	-34.08426293	1 566	3 142	3 142	(0)	10	(10)	-102.1%	3 142
Corporate Services	Facilities Management: Facilities Upgrade CHQ: HR	CPX/0017854: CPX.0041110	Upgrade	40	04	9	Operational Buildings	Municipal Offices	115	18.43136172	-33.91858893	2 781	1 938	1 938	(0)	–	(0)	100.0%	1 938
Corporate Services	Facilities Management: Facilities Upgrade CHQ: Podium hall	CPX/0017854: CPX.0039094	Upgrade	40	04	9	Operational Buildings	Municipal Offices	115	18.42869945	-33.92116861	–	420	420	–	–	–	-	420
Corporate Services	Facilities Management: Facilities Upgrade: Bellville Theatre	CPX/0017854: CPX.0039102	Upgrade	40	04	9	Operational Buildings	Municipal Offices	10	18.63818871	-33.90302325	2 000	26 360	26 697	–	1 513	(1 513)	-100.0%	26 697
Corporate Services	Facilities Management: Furniture: Additional FY27	CPX/0030952: CPX.0033181	New	40	04	9	Furniture and Office Equipment	Furniture and Office Equipment	Corp Inf			–	–	261	257	–	257	100.0%	257
Corporate Services	Facilities Management: Milnerton Complex: Roof Replacement	CPX.0037014	Upgrade	40	04	9	Operational Buildings	Municipal Offices	4	18.49794425	-33.86917311	43	3 655	3 655	–	89	(89)	-100.0%	3 655
Corporate Services	Facilities Management: Old Abatoir,Berkely Rd: Roof Replacement	CPX.0041521	Upgrade	40	04	9	Operational Buildings	Municipal Offices	53	18.48825329	-33.92825861	–	992	992	–	182	(182)	-100.0%	992
Corporate Services	Facilities Management: Royal Ascot Municipal Bld: Upgrade	CPX.0041523	Upgrade	40	04	9	Operational Buildings	Municipal Offices	4	18.5032048	-33.86069401	–	3 509	3 509	–	92	(92)	-100.0%	3 509

Function												2025/26	Budget Year 2026/27						
R Thousand	Project Description	Project Number	Type	MTDP Service Outcome	IUDF	Own Strategic Objectives	Asset Class	Asset Sub-Class	Ward Location	GPS Longitude	GPS Lattitude	Provisional Outcome	Original Budget	Adjusted Budget	YearTD actual	YearTD budget	YTD variance	YTD variance %	Full Year Forecast
Corporate Services	Facilities Management: Security Hardening: Khayelitsha MB	CPX/0040105: CPX.0041436	Upgrade	40	04	9	Operational Buildings	Municipal Offices	Area East	18.6576076	-34.02847846	–	4 912	4 912	–	–	–	-	4 912
Corporate Services	Facilities Management: Security Hardening: Ndabeni Fleet Fac	CPX/0040105: CPX.0041046	Upgrade	40	04	9	Operational Buildings	Municipal Offices	53	18.49125047	-33.93081789	–	5 703	5 703	–	–	–	-	5 703
Corporate Services	Facilities Management: Security Hardening: Nyanga MB	CPX/0040105: CPX.0041482	Upgrade	40	04	9	Operational Buildings	Municipal Offices	36	18.59209098	-33.98958454	–	8 524	8 524	–	–	–	-	8 524
Corporate Services	Facilities Management: Security Hardening: Plenaar Rd Milnerton	CPX/0040105: CPX.0039034	Upgrade	40	04	9	Operational Buildings	Municipal Offices	4	18.49988684	-33.86391061	–	3 945	3 945	–	–	–	-	3 945
Corporate Services	Facilities Management: Security Hardening: Somerset West MB	CPX/0040105: CPX.0041489	Upgrade	40	04	9	Operational Buildings	Municipal Offices	84	18.848006	-34.08441715	–	3 731	3 731	–	–	–	-	3 731
Corporate Services	Facilities Management: Security Hardening: Strand Street Conc	CPX/0040105: CPX.0039079	Upgrade	40	04	9	Operational Buildings	Municipal Offices	115	18.42367355	-33.92204454	–	886	886	–	–	–	-	886
Corporate Services	Fleet Management: Bellville Fleet Facility - Upgrade	CPX/0010652: CPX.0035738	Upgrade	40	04	9	Operational Buildings	Workshops	10	18.63829679	-33.90410911	2 982	16 713	25 527	476	–	476	100.0%	25 527
Corporate Services	Fleet Management: Fleet Replacement FY27	CPX/0000903: CPX.0028210	Renewal	40	04	9	Transport Assets	Transport Assets	Corp Inf			–	161 511	140 041	51 674	45 299	6 376	14.1%	140 041
Corporate Services	Fleet Management: Furniture: Replacement FY27	CPX/0031106: CPX.0034079	Renewal	35	04	9	Furniture and Office Equipment	Furniture and Office Equipment	Corp Inf			–	–	14	14	14	(0)	-2.4%	14
Corporate Services	Fleet Management: Hillstar Fleet Facility - Upgrade	CPX/0010652: CPX.0035737	Upgrade	40	04	9	Operational Buildings	Workshops	66	18.49975724	-34.00799385	5 271	11 090	17 480	3 050	10 223	(7 173)	-70.2%	17 480
Corporate Services	Fleet Management: Ndabeni Fleet Facility - Upgrade	CPX/0010652: CPX.0035715	Upgrade	40	04	9	Operational Buildings	Workshops	53	18.49248045	-33.9306521	383	30	2 000	–	–	–	-	2 000
Corporate Services	Fleet Management: Plant Replacement FY27	CPX/0000903: CPX.0031894	Renewal	40	04	9	Machinery and Equipment	Machinery and Equipment	Corp Inf			–	30 000	20 463	12 790	13 035	(245)	-1.9%	20 463
Corporate Services	Fleet Management: Specialised Fleet Replacement FY27	CPX/0000903: CPX.0039058	Renewal	40	04	9	Transport Assets	Transport Assets	Corp Inf			–	32 500	52 705	18 347	20 205	(1 858)	-9.2%	52 705
Corporate Services	Fleet Management: Tools & Equip: Replacement FY27	CPX/0000906: CPX.0027262	Renewal	40	04	9	Machinery and Equipment	Machinery and Equipment	Corp Inf			–	200	200	–	100	(100)	-100.0%	200
Corporate Services	Human Resources: Computer Equipment: Add - ISDG FY27	CPX/0032852: CPX.0034456	New	40	04	9	Computer Equipment	Computer Equipment	Corp Inf			–	420	420	–	–	–	-	420
Corporate Services	Human Resources: Computer Equipment: Repl - ISDG FY27	CPX/0000888: CPX.0034523	Renewal	40	04	9	Computer Equipment	Computer Equipment	Corp Inf			–	200	200	–	–	–	-	181
Corporate Services	Human Resources: Computers: Additional HR FY27	CPX/0032852: CPX.0041502	New	40	04	9	Computer Equipment	Computer Equipment	Corp Inf			–	–	41	–	–	–	-	41
Corporate Services	Human Resources: e-HR FY27	CPX/0000900: CPX.0028567	New	40	04	9	Computer Equipment	Computer Equipment	City-Wide	18.52501894	-34.14115605	–	600	1 800	209	209	–	-	1 800
Corporate Services	Human Resources: Specialised IT Equipm: Add - ISDG FY27	CPX/0032852: CPX.0034469	New	40	04	9	Computer Equipment	Computer Equipment	Corp Inf			–	200	200	120	–	120	100.0%	180
Corporate Services	Human Resources: Specialised IT Equipm: Repl - ISDG FY27	CPX/0000888: CPX.0034492	Renewal	40	04	9	Computer Equipment	Computer Equipment	Corp Inf			–	180	180	–	–	–	-	180
Corporate Services	Information Systems & Technology: Aerial Photography FY27	CPX/0000372: CPX.0026186	New	43	04	9	Licences and Rights	Computer Software and Applications	City-Wide	18.52501894	-34.14115605	–	2 245	2 237	–	–	–	-	2 237
Corporate Services	Information Systems & Technology: Broadband Interconnect: Add FY27	CPX/0044181: CPX.0041681	New	43	02	9	Computer Equipment	Computer Equipment	Corp Inf			–	2 000	2 000	–	–	–	-	2 000
Corporate Services	Information Systems & Technology: Business Continuity FY27	CPX/0034192: CPX.0026081	Renewal	43	04	9	Licences and Rights	Computer Software and Applications	Corp Inf			–	12 700	13 413	713	2 436	(1 723)	-70.7%	13 413
Corporate Services	Information Systems & Technology: Computers: Replacement FY27	CPX/0000929: CPX.0028690	Renewal	43	03	9	Computer Equipment	Computer Equipment	Corp Inf			–	–	1 755	1 482	–	1 482	100.0%	1 952
Corporate Services	Information Systems & Technology: Data Centres Infra: Replacement FY27	CPX/0041491: CPX.0041525	Renewal	43	02	9	Information and Communication Infrastructure	Data Centres	Corp Inf			–	20 970	20 970	–	–	–	-	20 970
Corporate Services	Information Systems & Technology: Directory Services Enhancement FY27	CPX/0017239: CPX.0028659	Renewal	43	04	9	Licences and Rights	Computer Software and Applications	Corp Inf			–	500	500	–	–	–	-	–
Corporate Services	Information Systems & Technology: ERP Annual Capacity Growth FY27	CPX/0034192: CPX.0028398	New	43	03	9	Computer Equipment	Computer Equipment	Corp Inf			–	10 199	10 199	5 109	–	5 109	100.0%	10 199
Corporate Services	Information Systems & Technology: ERP Business Systems FY27	CPX/0000910: CPX.0028420	Renewal	43	04	9	Computer Equipment	Computer Equipment	Corp Inf			–	5 000	5 000	1 561	1 561	–	-	5 000
Corporate Services	Information Systems & Technology: Extension of Smart City Strategy FY27	CPX/0034192: CPX.0028505	Renewal	43	04	9	Computer Equipment	Computer Equipment	City-Wide	18.52501894	-34.14115605	–	5 194	5 194	376	125	250	199.6%	5 194
Corporate Services	Information Systems & Technology: Facilities Generator Connect: Add FY27	CPX/0044181: CPX.0041507	New	43	02	9	Computer Equipment	Computer Equipment	Corp Inf			–	1 600	1 600	–	–	–	-	1 600
Corporate Services	Information Systems & Technology: FES Enhancements FY27	CPX/0017239: CPX.0028666	New	43	02	9	Licences and Rights	Computer Software and Applications	Corp Inf			–	1 500	–	–	–	–	-	–
Corporate Services	Information Systems & Technology: Finance and Operational Core Software	CPX.0036906	New	43	04	9	Licences and Rights	Computer Software and Applications	Corp Inf			29 940	154 464	158 060	–	2 140	(2 140)	-100.0%	158 060
Corporate Services	Information Systems & Technology: LAN Switch Replacement Program FY27	CPX/0016963: CPX.0036321	Renewal	40	02	9	Computer Equipment	Computer Equipment	Corp Inf			–	27 154	27 154	16 190	404	15 786	3909.8%	27 154
Corporate Services	Information Systems & Technology: Master Switching Office Relocation	CPX.0040901	New	40	04	7	Computer Equipment	Computer Equipment	Corp Inf			–	7 546	7 546	–	–	–	-	7 546
Corporate Services	Information Systems & Technology: Messaging and Collaboration Enhance FY27	CPX/0017239: CPX.0028674	New	43	02	9	Licences and Rights	Computer Software and Applications	Corp Inf			–	250	250	–	–	–	-	250
Corporate Services	Information Systems & Technology: Metro Area Network: Replacement FY27	CPX/0041491: CPX.0041492	Renewal	43	02	9	Computer Equipment	Computer Equipment	Corp Inf			–	12 124	20 367	5 574	7 825	(2 251)	-28.8%	20 367
Corporate Services	Information Systems & Technology: Office Furniture: Additional FY27	CPX/0017308: CPX.0028735	New	43	04	9	Furniture and Office Equipment	Furniture and Office Equipment	Corp Inf			–	–	116	–	–	–	-	196
Corporate Services	Information Systems & Technology: Radio Infrastructure FY27	CPX/0009757: CPX.0030145	Renewal	43	04	9	Various	Various	Corp Inf			–	5 537	5 537	5 093	4 229	864	20.4%	5 537
Corporate Services	Information Systems & Technology: Renewal Back-end IT infrastructure FY27	CPX/0034192: CPX.0028530	Renewal	43	04	9	Computer Equipment	Computer Equipment	Corp Inf			–	6 000	5 916	–	–	–	-	5 916
Corporate Services	Information Systems & Technology: SAP Corporate Reports FY27	CPX/0000930: CPX.0029802	New	43	04	9	Licences and Rights	Computer Software and Applications	Corp Inf			–	2 000	2 000	–	–	–	-	2 000
Corporate Services	Information Systems & Technology: Service Management Enhancement FY27	CPX/0017239: CPX.0028702	New	43	02	9	Licences and Rights	Computer Software and Applications	Corp Inf			–	5	5	–	–	–	-	25
Corporate Services	Information Systems & Technology: Site Network Connections: Add FY27	CPX/0044181: CPX.0041904	New	43	02	9	Computer Equipment	Computer Equipment	City-Wide	18.52501894	-34.14115605	–	2 979	2 979	653	800	(147)	-18.4%	2 979
Corporate Services	Information Systems & Technology: Software Development FY27	CPX/0017233: CPX.0028401	New	43	02	9	Licences and Rights	Computer Software and Applications	Corp Inf			–	1 500	625	168	250	(81)	-32.5%	625
Corporate Services	Information Systems & Technology: Switching & High Sites: Replacement FY27	CPX/0041491: CPX.0041900	Renewal	43	02	9	Computer Equipment	Computer Equipment	Corp Inf			–	15 214	15 214	4 558	–	4 558	100.0%	15 214
Corporate Services	Management: Corporate Services: Computer Equipment: Additional FY27	CPX/0030873: CPX.0025112	New	40	04	9	Computer Equipment	Computer Equipment	Corp Inf			–	306	306	–	–	–	-	106
Corporate Services	Management: Corporate Services: CS Contingency Prov - Construction FY27	CPX/0000870: CPX.0044150	Renewal	40	04	9	Operational Buildings	Municipal Offices	City-Wide	18.52501894	-34.14115605	–	228	228	–	–	–	-	–
Corporate Services	Management: Corporate Services: CS Contingency Provision -Insurance FY27	CPX/0000870: CPX.0025575	Renewal	40	04	9	Furniture and Office Equipment	Furniture and Office Equipment	Corp Inf			–	5 000	4 879	–	–	–	-	–
Corporate Services	Public Empowerment & Development: Computer Equipment: Additional FY27	CPX/0004072: CPX.0025828	New	40	03	2	Computer Equipment	Computer Equipment	Corp Inf			–	1 000	1 000	–	400	(400)	-100.0%	1 000
Corporate Services	Public Empowerment & Development: Furniture: Additional FY27	CPX/0018807: CPX.0025837	New	40	03	2	Furniture and Office Equipment	Furniture and Office Equipment	Corp Inf			–	100	100	–	10	(10)	-100.0%	100
Economic Growth	Management: Economic Growth: Computer Equipment: Additional FY27	CPX/0017917: CPX.0028583	New	43	04	9	Computer Equipment	Computer Equipment	Corp Inf			–	71	71	56	–	56	100.0%	71
Economic Growth	Management: Economic Growth: Computer Equipment: Replacement FY27	CPX/0019418: CPX.0028071	Renewal	43	04	9	Computer Equipment	Computer Equipment	Corp Inf			–	500	652	414	308	106	34.5%	937
Economic Growth	Management: Economic Growth: EG Contingency Prov - Construction FY27	CPX/0009716: CPX.0044137	Renewal	40	04	9	Community Facilities	Markets	City-Wide	18.52501894	-34.14115605	–	1 239	1 239	–	–	–	-	–
Economic Growth	Management: Economic Growth: EG Contingency Provision -Insurance FY27	CPX/0009716: CPX.0034284	Renewal	40	04	9	Furniture and Office Equipment	Furniture and Office Equipment	Corp Inf			–	500	463	–	–	–	-	–
Economic Growth	Management: Economic Growth: Furniture: Additional FY27	CPX/0019528: CPX.0027363	New	40	04	9	Furniture and Office Equipment	Furniture and Office Equipment	Corp Inf			–	513	513	146	–	146	100.0%	260
Economic Growth	Management: Economic Growth: Furniture: Replacement FY27	CPX/0019535: CPX.0028053	Renewal	40	04	9	Furniture and Office Equipment	Furniture and Office Equipment	Corp Inf			–	100	–	–	–	–	-	–
Economic Growth	Management: Economic Growth: Office Equipment: Additional FY27	CPX/0019528: CPX.0027956	New	40	04	9	Furniture and Office Equipment	Furniture and Office Equipment	Corp Inf			–	150	156	–	–	–	-	156
Economic Growth	Management: Economic Growth: Office Equipment: Replacement FY27	CPX/0019535: CPX.0027991	Renewal	40	04	9	Furniture and Office Equipment	Furniture and Office Equipment	Corp Inf			–	180	185	11	–	11	100.0%	185
Economic Growth	Management: Economic Growth: Printers: Additional FY27	CPX/0017917: CPX.0029869	New	43	04	9	Computer Equipment	Computer Equipment	Corp Inf			–	95	95	–	–	–	-	63
Economic Growth	Management: Economic Growth: Printers: Replacement FY27	CPX/0019418: CPX.0034179	Renewal	43	04	9	Computer Equipment	Computer Equipment	Corp Inf			–	15	–	–	–	–	-	–
Economic Growth	Public Trading: Athlone TSSC Upgrade/Refurbish Inform T	CPX/0033399: CPX.0028824	Upgrade	20	03	1	Community Facilities	Markets	49	18.50420757	-33.96077234	2 887	–	117	–	–	–	-	117
Economic Growth	Public Trading: Bellville PTI/CBD New Built Demar tradin	CPX.0028810	New	20	03	1	Community Facilities	Markets	10	18.62965741	-33.90311043	1 136	5 000	4 640	–	50	(50)	-100.0%	4 640
Economic Growth	Public Trading: Bo Kaap Informal Trading Area	CPX.0022490	Upgrade	20	03	1	Community Facilities	Markets	77	18.41346925	-33.92034982	2 120	500	313	–	–	–	-	313
Economic Growth	Public Trading: Constr: Langa Art & Craft Market	CPX.0036923	New	20	03	1	Community Facilities	Markets	51	18.52593732	-33.94411369	1 391	660	1 494	0	103	(103)	-100.0%	1 494
Economic Growth	Public Trading: Constr: Market Structures, Grand Parade	CPX.0033721	New	20	03	1	Community Facilities	Markets	115	18.42429693	-33.92456275	104	–	526	–	–	–	-	526
Economic Growth	Public Trading: Constr: Market, Wallacedene Kraaifontein	CPX.0033716	New	20	03	1	Community Facilities	Markets	6	18.73912952	-33.87286115	3 014	–	93	–	–	–	-	93
Economic Growth	Public Trading: Constr: Meat Markets, Langa	CPX.0033719	New	20	03	1	Community Facilities	Markets	51	18.53019612	-33.94605127	1 426	500	1 331	0	220	(220)	-100.0%	1 331
Economic Growth	Public Trading: Constr: Trading Infra, Vuyani PTI Ph 2	CPX/0033448: CPX.0042253	New	20	03	1	Community Facilities	Markets	93	18.68062107	-34.03772478	–	1 500	1 500	–	–	–	-	1 500
Economic Growth	Public Trading: Constr: Trading Infrastr, Nolungile PTI	CPX.0033704	New	20	03	1	Community Facilities	Markets	87	18.64917422	-34.01528383	1 314	2 000	2 579	–	–	–	-	2 579
Economic Growth	Public Trading: Constr: Trading Infrastr, Nyanga PTI	CPX.0036926	New	20	03	1	Community Facilities	Markets	37	18.58301966	-33.99247738	706	100	100	–	–	–	-	100
Economic Growth	Public Trading: Constr: Trading Infrastruct, Elsiesriver	CPX.0028756	New	20	03	1	Community Facilities	Markets	Subcouncil 4	18.57391676	-33.91861293	661	1 000	1 194	(8)	–	(8)	100.0%	1 194

Function												2025/26	Budget Year 2026/27						
R Thousand	Project Description	Project Number	Type	MTDP Service Outcome	IUDF	Own Strategic Objectives	Asset Class	Asset Sub-Class	Ward Location	GPS Longitude	GPS Lattitude	Provisional Outcome	Original Budget	Adjusted Budget	YearTD actual	YearTD budget	YTD variance	YTD variance %	Full Year Forecast
Economic Growth	Public Trading: Constr: Trading Infrastruct, KuilsRiver	CPX.0033631	**New**	*20*	*03*	**1**	*Community Facilities*	*Markets*	**11**	18.67770594	*-33.92580454*	761	10 000	10 153	–	–	–	-	10 153
Economic Growth	Public Trading: Constr: Trading Infrastruct, Nonkqubela	CPX.0036896	**New**	*20*	*03*	**1**	*Community Facilities*	*Markets*	**91**	18.59412682	*-33.96199371*	–	1 500	1 500	–	–	–	-	1 500
Economic Growth	Public Trading: Constr: Trading Infrastruct, Strand	CPX.0033634	**New**	*20*	*03*	**1**	*Community Facilities*	*Markets*	**83**	18.82614849	*-34.11746532*	781	500	543	42	–	42	100.0%	543
Economic Growth	Public Trading: Constr: Trading Infrastruct, Vuyani PTI	CPX.0033703	**New**	*20*	*03*	**1**	*Community Facilities*	*Markets*	**93**	18.68110539	*-34.03771527*	10 343	–	402	–	–	–	-	402
Economic Growth	Public Trading: Constr: Trading Infrastruct, Watergate	CPX.0036925	**New**	*20*	*03*	**1**	*Community Facilities*	*Markets*	**76**	18.60765998	*-34.01919039*	1 022	3 000	2 030	–	–	–	-	2 030
Economic Growth	Public Trading: Constr: Trading Infrastructure, Makhaza	CPX.0036895	**New**	*20*	*03*	**1**	*Community Facilities*	*Markets*	**96**	18.71319944	*-34.04675188*	958	500	501	–	100	(100)	-100.0%	501
Economic Growth	Public Trading: Constr: Trading Infrastructure, Mfuleni	CPX.0036897	**New**	*20*	*03*	**1**	*Community Facilities*	*Markets*	**114**	18.65649469	*-34.00031466*	–	1 000	1 000	–	100	(100)	-100.0%	1 000
Economic Growth	Public Trading: Constr: Trading Structures, Gatesville	CPX.0040613	**New**	*20*	*03*	**1**	*Community Facilities*	*Markets*	**46**	18.53528811	*-33.96865536*	1 099	–	4 185	–	–	–	-	4 185
Economic Growth	Public Trading: Constr:Thembokwezi Market, Khayelitsha	CPX.0033635	**New**	*20*	*03*	**1**	*Community Facilities*	*Markets*	**18**	18.63761643	*-34.01454505*	1 203	750	400	–	–	–	-	400
Economic Growth	Public Trading: Dev: Business Hives, Masiphumelele	CPX.0040615	**New**	*20*	*03*	**1**	*Community Facilities*	*Markets*	**69**	18.38096404	*-34.13281573*	3 815	–	141	–	–	–	-	141
Economic Growth	Public Trading: Dev: Geteway Market, Masiphumelele	CPX.0033710	**New**	*20*	*03*	**1**	*Community Facilities*	*Markets*	**69**	18.38118388	*-34.13278653*	5 426	–	188	–	–	–	-	188
Economic Growth	Public Trading: Expand: Business Hives Ext, Atlantis	CPX.0033713	**Upgrade**	*20*	*03*	**1**	*Community Facilities*	*Markets*	**29**	18.49316924	*-33.56214077*	1 308	1 100	1 335	(30)	–	(30)	100.0%	1 335
Economic Growth	Public Trading: Goodwood New Built Informal Trading Stru	CPX.0028757	**New**	*20*	*03*	**1**	*Community Facilities*	*Markets*	**Subcouncil 4**	18.55421088	*-33.90592461*	974	5 000	5 237	1	800	(799)	-99.9%	5 237
Economic Growth	Public Trading: Informal Trading Infrastruct Upgr C FY26	CPX/0033396: CPX.0033623	**Upgrade**	*20*	*03*	**1**	*Operational Buildings*	*Municipal Offices*	**Area Central**	18.51723897	*-33.98771962*	4 474	–	–	(15)	–	(15)	100.0%	–
Economic Growth	Public Trading: Informal Trading Infrastruct Upgr C FY27	CPX/0033396: CPX.0033624	**Upgrade**	*20*	*03*	**1**	*Community Facilities*	*Markets*	**Area Central**	18.588474	*-33.944204*	–	1 000	1 435	–	–	–	-	1 435
Economic Growth	Public Trading: Informal Trading Infrastruct Upgr E FY27	CPX/0033396: CPX.0033628	**New**	*30*	*04*	**1**	*Operational Buildings*	*Municipal Offices*	**City-Wide**	18.52501894	*-34.14115605*	–	–	838	–	–	–	-	838
Economic Growth	Public Trading: Informal Trading Infrastruct Upgr N FY26	CPX/0033396: CPX.0033586	**Upgrade**	*20*	*03*	**1**	*Community Facilities*	*Markets*	**Area North**	18.5380156	*-33.81776373*	5 418	–	–	–	–	–	-	–
Economic Growth	Public Trading: Informal Trading Infrastruct Upgr N FY27	CPX/0033396: CPX.0033620	**Upgrade**	*20*	*03*	**1**	*Community Facilities*	*Markets*	**Area North**	18.563564	*-33.736739*	–	1 389	1 464	–	–	–	-	1 464
Economic Growth	Public Trading: Informal Trading Infrastruct Upgr S FY27	CPX/0033396: CPX.0033633	**Upgrade**	*20*	*03*	**1**	*Operational Buildings*	*Municipal Offices*	**49**	18.58515294	*-33.99041334*	–	–	71	–	–	–	-	71
Economic Growth	Public Trading: Install: Generator Lookout Hill	CPX/0033454: CPX.0042950	**Upgrade**	*20*	*02*	**1**	*Community Facilities*	*Centres*	**98**	18.6566841	*-34.0452308*	2 071	–	164	–	–	–	-	164
Economic Growth	Public Trading: Parow New Built Informal Trading Structu	CPX.0028804	**New**	*20*	*03*	**1**	*Community Facilities*	*Markets*	**26**	18.58582846	*-33.90824*	848	4 500	4 857	(0)	300	(300)	-100.0%	4 857
Economic Growth	Public Trading: Refurb: Storage Facil, Mitchell's Plain	CPX.0033700	**Renewal**	*20*	*03*	**1**	*Community Facilities*	*Markets*	**116**	18.6199455	*-34.05015526*	682	–	44	–	–	–	-	44
Economic Growth	Public Trading: Upgr: 4th Ave Market, Mitchells Plain	CPX/0033399: CPX.0033664	**Upgrade**	*20*	*03*	**1**	*Community Facilities*	*Markets*	**79**	18.61582961	*-34.07235789*	12 153	500	715	(70)	500	(570)	-113.9%	715
Economic Growth	Public Trading: Upgr: Eikendal Market, Kraaifontein	CPX/0033399: CPX.0033706	**Upgrade**	*20*	*03*	**1**	*Community Facilities*	*Markets*	**111**	18.72243828	*-33.85303154*	1 291	500	624	205	50	155	310.4%	624
Economic Growth	Public Trading: Upgr: Flower Market, Cape Town CBD	CPX/0033399: CPX.0033705	**Upgrade**	*20*	*03*	**1**	*Community Facilities*	*Markets*	**115**	18.42240593	*-33.92305702*	1 413	400	942	(0)	80	(80)	-100.0%	942
Economic Growth	Public Trading: Upgr: Happy Valley Business Hives	CPX.0036894	**Upgrade**	*20*	*03*	**1**	*Community Facilities*	*Markets*	**14**	18.70814838	*-33.96355361*	372	–	7	(0)	–	(0)	100.0%	7
Economic Growth	Public Trading: Upgr: Langa Smiley Market	CPX/0033399: CPX.0042411	**New**	*20*	*03*	**1**	*Community Facilities*	*Markets*	**51**	18.52652001	*-33.94634115*	834	1 000	1 128	–	126	(126)	-100.0%	1 128
Economic Growth	Public Trading: Upgr: Uluntu Plaza Hives, Bloekombos	CPX.0033715	**Upgrade**	*20*	*03*	**1**	*Community Facilities*	*Markets*	**101**	18.75014183	*-33.84246101*	936	1 000	1 000	516	200	316	158.0%	1 000
Economic Growth	Public Trading: Upgrade: Mamre Business Hives	CPX/0033454: CPX.0042431	**New**	*20*	*03*	**1**	*Community Facilities*	*Markets*	**29**	18.47697924	*-33.51292624*	–	1 500	1 568	–	–	–	-	1 568
Economic Growth	Strategic Assets: Athlone Stadium Upgrade Phase 4	CPX.0017703	**Upgrade**	*22*	*03*	**1**	*Sport and Recreation Facilities*	*Outdoor Facilities*	**49**	18.51746036	*-33.96173095*	–	1 500	1 500	–	–	–	-	1 500
Economic Growth	Strategic Assets: Auditorium Enhancements, City Hall	CPX/0001281: CPX.0036808	**Upgrade**	*22*	*03*	**1**	*Community Facilities*	*Halls*	**115**	18.4237752	*-33.92541916*	396	3 000	3 073	(0)	–	(0)	100.0%	3 073
Economic Growth	Strategic Assets: City Hall Upgrade Phase 3	CPX/0001281: CPX.0017754	**Upgrade**	*22*	*03*	**1**	*Community Facilities*	*Halls*	**115**	18.423749	*-33.92539972*	–	–	170	–	–	–	-	170
Economic Growth	Strategic Assets: Install: Scoreboard Screen, Athlone Stad	CPX/0000317: CPX.0039786	**New**	*22*	*03*	**1**	*Sport and Recreation Facilities*	*Outdoor Facilities*	**49**	18.51746036	*-33.96173095*	1 976	500	500	–	50	(50)	-100.0%	500
Economic Growth	Strategic Assets: Installation: HVAC System, City Hall	CPX/0001281: CPX.0033731	**New**	*22*	*03*	**1**	*Community Facilities*	*Halls*	**115**	18.4237752	*-33.92541916*	478	3 319	3 405	–	–	–	-	3 405
Economic Growth	Strategic Assets: Refurb: Roof & Structure, Good Hope Cntr	CPX/0000574: CPX.0039858	**Upgrade**	*22*	*03*	**1**	*Community Facilities*	*Centres*	**115**	18.4234633	*-33.92387019*	2 631	500	869	–	20	(20)	-100.0%	869
Economic Growth	Strategic Assets: Refurb: Waterproofing, Athlone Stadium	CPX/0000317: CPX.0039855	**Renewal**	*22*	*03*	**1**	*Sport and Recreation Facilities*	*Outdoor Facilities*	**49**	18.51746036	*-33.96173095*	12 083	3 621	4 424	(14)	–	(14)	100.0%	4 424
Economic Growth	Strategic Assets: Replace: Spectator Seating, Athlone Stad	CPX/0000317: CPX.0039830	**Renewal**	*22*	*03*	**1**	*Sport and Recreation Facilities*	*Outdoor Facilities*	**49**	18.51746036	*-33.96173095*	795	1 000	1 000	–	–	–	-	1 000
Economic Growth	Strategic Assets: Upgr Elec & Lighting, Athlone Stadium	CPX/0000317: CPX.0039187	**Upgrade**	*22*	*03*	**1**	*Sport and Recreation Facilities*	*Outdoor Facilities*	**49**	18.51746036	*-33.96173095*	751	6 851	7 594	46	–	46	100.0%	7 594
Economic Growth	Strategic Assets: Upgr: Ablutions & Plumbing, Athlone Stad	CPX/0000317: CPX.0040058	**Upgrade**	*22*	*03*	**1**	*Sport and Recreation Facilities*	*Outdoor Facilities*	**49**	18.51746036	*-33.96173095*	1 712	400	862	(7)	–	(7)	100.0%	862
Economic Growth	Strategic Assets: Upgr: Boardrm&Lightbox Green P Athl Stad	CPX.0039880	**Upgrade**	*22*	*03*	**1**	*Sport and Recreation Facilities*	*Outdoor Facilities*	**54**	18.4087736	*-33.90523927*	–	500	500	–	–	–	-	500
Economic Growth	Strategic Assets: Upgr: Expand&Trader Infra, Green P Park	CPX/0017755: CPX.0039894	**Upgrade**	*22*	*03*	**1**	*Community Facilities*	*Public Open Space*	**54**	18.40108112	*-33.90395712*	733	1 000	1 000	–	30	(30)	-100.0%	1 000
Economic Growth	Strategic Assets: Upgr: Fence & Infrastruc, Good Hope Cntr	CPX/0000574: CPX.0039857	**Upgrade**	*22*	*03*	**1**	*Community Facilities*	*Centres*	**115**	18.43164605	*-33.92672298*	1 211	–	127	–	–	–	-	127
Economic Growth	Strategic Assets: Upgr: Hot Water Syst, Green P Athl Stad	CPX.0039859	**Upgrade**	*22*	*03*	**1**	*Sport and Recreation Facilities*	*Outdoor Facilities*	**54**	18.4087736	*-33.90523927*	152	500	598	–	–	–	-	598
Economic Growth	Strategic Assets: Upgr: HVAC&Extrc System, Athlone Stadium	CPX/0000317: CPX.0039782	**Upgrade**	*22*	*03*	**1**	*Sport and Recreation Facilities*	*Outdoor Facilities*	**49**	18.51746036	*-33.96173095*	744	3 500	3 500	–	–	–	-	3 500
Economic Growth	Strategic Assets: Upgr: Kiosk Ops&Dining Area Grand Parade	CPX/0000576: CPX.0039891	**Upgrade**	*22*	*03*	**1**	*Community Facilities*	*Centres*	**115**	18.4217214	*-33.92368766*	–	500	500	–	–	–	-	500
Economic Growth	Strategic Assets: Upgr: Office Config Desmond & Leah Tutu	CPX.0036779	**New**	*22*	*04*	**1**	*Community Facilities*	*Halls*	**115**	18.42496892	*-33.92692664*	1 699	4 000	4 151	24	–	24	100.0%	4 151
Economic Growth	Strategic Assets: Upgr: Turnstiles, Athlone Stadium	CPX/0000317: CPX.0039781	**Upgrade**	*22*	*03*	**1**	*Sport and Recreation Facilities*	*Outdoor Facilities*	**49**	18.51746036	*-33.96173095*	–	750	750	–	–	–	-	750
Economic Growth	Strategic Assets: Upgrade Kitchen, City Hall	CPX/0001281: CPX.0036807	**Upgrade**	*22*	*03*	**1**	*Community Facilities*	*Halls*	**115**	18.4237752	*-33.92541916*	1 114	3 500	3 596	(32)	–	(32)	100.0%	3 596
Economic Growth	Strategic Assets: Upgrade Signage, Athlone Stadium	CPX/0000317: CPX.0039226	**Upgrade**	*22*	*03*	**1**	*Sport and Recreation Facilities*	*Outdoor Facilities*	**49**	18.51779547	*-33.96188659*	972	–	–	–	–	–	-	–
Energy	Electricity Generation & Distribution: Acquisition of Land & Servitudes FY27	CPX/0036015: CPX.0044027	**Upgrade**	*23*	*04*	**2**	*Operational Buildings*	*Municipal Offices*	**City-Wide**	18.52501894	*-34.14115605*	–	590	590	–	–	–	-	590
Energy	Electricity Generation & Distribution: Area East LED Refurbishment FY27	CPX/0016657: CPX.0021225	**New**	*23*	*03*	**2**	*Electrical Infrastructure*	*LV Networks*	**City-Wide**	18.52501894	*-34.14115605*	–	19 000	19 000	1 632	3 200	(1 568)	-49.0%	19 000
Energy	Electricity Generation & Distribution: Area North LED Refurbishment FY27	CPX/0016657: CPX.0020836	**New**	*23*	*03*	**2**	*Electrical Infrastructure*	*LV Networks*	**Area North**	18.52501894	*-34.14115605*	–	17 490	17 490	6 128	2 475	3 653	147.6%	17 490
Energy	Electricity Generation & Distribution: Area South LED Refurbishment FY26	CPX/0016657: CPX.0019777	**New**	*23*	*03*	**2**	*Electrical Infrastructure*	*LV Networks*	**City-Wide**	18.52501894	*-34.14115605*	17 325	–	–	(103)	–	(103)	100.0%	–
Energy	Electricity Generation & Distribution: Area South LED Refurbishment FY27	CPX/0016657: CPX.0020797	**New**	*23*	*03*	**2**	*Electrical Infrastructure*	*LV Networks*	**City-Wide**	18.52501894	*-34.14115605*	–	17 490	17 490	3 964	2 099	1 865	88.9%	17 490
Energy	Electricity Generation & Distribution: Clovelly Bridge HV Cable Replacement	CPX/0000544: CPX.0039334	**Renewal**	*24*	*02*	**2**	*Electrical Infrastructure*	*HV Substations*	**64**	18.43196413	*-34.12896927*	1 003	565	565	–	–	–	-	565
Energy	Electricity Generation & Distribution: Communication Equipment: Additional FY27	CPX/0000475: CPX.0020786	**New**	*40*	*04*	**2**	*Machinery and Equipment*	*Machinery and Equipment*	**Corp Inf**			–	500	687	247	247	0	-	687
Energy	Electricity Generation & Distribution: Communication Equipment: Replacem FY27	CPX/0010875: CPX.0020874	**Renewal**	*40*	*04*	**2**	*Machinery and Equipment*	*Machinery and Equipment*	**Corp Inf**			–	500	513	489	247	242	97.7%	513
Energy	Electricity Generation & Distribution: Computer Equipment: Additional FY27	CPX/0000476: CPX.0020652	**New**	*40*	*04*	**2**	*Computer Equipment*	*Computer Equipment*	**Corp Inf**			–	2 000	2 900	2 647	2 445	202	8.3%	2 900
Energy	Electricity Generation & Distribution: Computer Equipment: Replacement FY27	CPX/0008729: CPX.0020772	**Renewal**	*40*	*04*	**2**	*Computer Equipment*	*Computer Equipment*	**Corp Inf**			–	1 000	1 312	979	358	620	173.1%	3 000
Energy	Electricity Generation & Distribution: Conn Infr (Quote): East FY27	CPX/0000473: CPX.0020596	**New**	*23*	*03*	**2**	*Electrical Infrastructure*	*HV Substations*	**City-Wide**	18.52501894	*-34.14115605*	–	20 000	20 466	5 286	4 200	1 086	25.9%	20 466
Energy	Electricity Generation & Distribution: Conn Infr (Quote): North FY27	CPX/0000473: CPX.0020510	**New**	*23*	*03*	**2**	*Electrical Infrastructure*	*HV Substations*	**City-Wide**	18.52501894	*-34.14115605*	–	20 000	20 494	1 685	1 000	685	68.5%	20 494
Energy	Electricity Generation & Distribution: Conn Infr (Quote): South FY27	CPX/0000473: CPX.0020512	**New**	*23*	*03*	**2**	*Electrical Infrastructure*	*HV Substations*	**City-Wide**	18.52501894	*-34.14115605*	–	10 500	10 646	3 108	1 270	1 838	144.8%	10 646
Energy	Electricity Generation & Distribution: EGD Contingency Prov - Construction FY27	CPX/0003302: CPX.0044160	**Renewal**	*40*	*04*	**9**	*Computer Equipment*	*Computer Equipment*	**City-Wide**	18.52501894	*-34.14115605*	–	22 516	22 516	–	–	–	-	–
Energy	Electricity Generation & Distribution: Electrification - Imizamo Yethu Infill	CPX/0018776: CPX.0042183	**New**	*40*	*01*	**2**	*Electrical Infrastructure*	*HV Substations*	**74**	18.35912743	*-34.02928425*	629	2 244	55	5	–	5	100.0%	55
Energy	Electricity Generation & Distribution: Electrification - Lavendar Hill Bckyd	CPX/0018776: CPX.0020491	**New**	*40*	*01*	**2**	*Electrical Infrastructure*	*HV Substations*	**110**	18.48833907	*-34.07003855*	–	2 000	2 000	498	250	248	99.2%	2 000
Energy	Electricity Generation & Distribution: Electrification - Nomzamo	CPX/0018776: CPX.0016626	**New**	*40*	*01*	**2**	*Electrical Infrastructure*	*HV Substations*	**Subcouncil 8**	18.85734208	*-34.12051729*	4 889	2 000	1 581	5	105	(100)	-95.3%	1 581
Energy	Electricity Generation & Distribution: Electrification Area C FY27	CPX/0000477: CPX.0020580	**New**	*40*	*01*	**2**	*Electrical Infrastructure*	*HV Substations*	**Area Central**	18.56443688	*-33.90544372*	–	2 500	3 254	–	385	(385)	-100.0%	3 254
Energy	Electricity Generation & Distribution: Electrification Area E FY26	CPX/0000477: CPX.0019786	**New**	*40*	*01*	**2**	*Electrical Infrastructure*	*HV Substations*	**Area East**	18.79543307	*-34.07499586*	1 962	–	–	(153)	–	(153)	100.0%	–
Energy	Electricity Generation & Distribution: Electrification Area E FY27	CPX/0000477: CPX.0020581	**New**	*40*	*01*	**2**	*Electrical Infrastructure*	*HV Substations*	**Area East**	18.88642359	*-34.12685324*	–	4 500	2 750	163	500	(337)	-67.3%	2 750
Energy	Electricity Generation & Distribution: Electrification Area N FY27	CPX/0000477: CPX.0020582	**New**	*40*	*01*	**2**	*Electrical Infrastructure*	*HV Substations*	**Area North**	18.60085949	*-33.75277459*	–	4 500	4 854	–	330	(330)	-100.0%	4 854

Function												2025/26	Budget Year 2026/27						
R Thousand	Project Description	Project Number	Type	MTDP Service Outcome	IUDF	Own Strategic Objectives	Asset Class	Asset Sub-Class	Ward Location	GPS Longitude	GPS Lattitude	Provisional Outcome	Original Budget	Adjusted Budget	YearTD actual	YearTD budget	YTD variance	YTD variance %	Full Year Forecast
Energy	Electricity Generation & Distribution: Electrification Area S FY27	CPX/0000477: CPX.0020583	New	40	01	2	Electrical Infrastructure	HV Substations	Area South	18.4323664	-34.08893467	–	2 500	7 598	120	22	98	453.3%	7 598
Energy	Electricity Generation & Distribution: ES Contingency Prov - Insurance FY27	CPX/0003302: CPX.0020800	Renewal	40	04	9	Various	Various	Corp Inf			–	15 000	15 000	–	4 980	(4 980)	-100.0%	–
Energy	Electricity Generation & Distribution: Facilities Alterations & Upgrading FY27	CPX/0018786: CPX.0028358	Upgrade	30	04	9	Operational Buildings	Municipal Offices	City-Wide	18.52501894	-34.14115605	–	5 000	6 491	370	100	270	270.1%	6 491
Energy	Electricity Generation & Distribution: Furniture: Additional FY27	CPX/0008731: CPX.0020715	New	40	04	2	Furniture and Office Equipment	Furniture and Office Equipment	Corp Inf			–	900	912	45	300	(255)	-85.1%	912
Energy	Electricity Generation & Distribution: Furniture: Replacement FY27	CPX/0000536: CPX.0020813	Renewal	40	04	2	Furniture and Office Equipment	Furniture and Office Equipment	Corp Inf			–	900	900	54	300	(246)	-82.1%	900
Energy	Electricity Generation & Distribution: Grassy Park HV Network Rearrangement	CPX.0003622	New	23	03	2	Electrical Infrastructure	HV Substations	65	18.50375244	-34.03299386	8 782	49 561	39 611	138	–	138	100.0%	39 611
Energy	Electricity Generation & Distribution: Ground Mounted Photo Voltaic	CPX.0014782	Upgrade	24	03	2	Electrical Infrastructure	HV Substations	City-Wide	18.52501894	-34.14115605	15 573	–	12 863	–	8 804	(8 804)	-100.0%	12 863
Energy	Electricity Generation & Distribution: Gugulethu-Mitchells Plain 132kV line UG	CPX.0029903	Renewal	23	03	2	Electrical Infrastructure	HV Substations	Area South	18.58779403	-34.00048887	–	84 064	84 064	–	–	–	-	84 064
Energy	Electricity Generation & Distribution: HV Cables - Link box repl & Install FY27	CPX/0009396: CPX.0020816	Renewal	23	04	2	Electrical Infrastructure	HV Substations	City-Wide	18.52501894	-34.14115605	–	800	800	–	–	–	-	800
Energy	Electricity Generation & Distribution: HV OH Line Refurbish (structures) FY27	CPX/0015856: CPX.0020839	Renewal	23	04	2	Electrical Infrastructure	HV Substations	City-Wide	18.52501894	-34.14115605	–	4 500	4 917	–	1 000	(1 000)	-100.0%	4 917
Energy	Electricity Generation & Distribution: HV Substations Facilities Upgrades FY27	CPX/0039484: CPX.0039516	Upgrade	23	04	2	Electrical Infrastructure	HV Substations	City-Wide	18.52501894	-34.14115605	–	3 000	3 000	2	150	(148)	-99.0%	3 000
Energy	Electricity Generation & Distribution: HV Substations Sys Equip Replace FY27	CPX/0039482: CPX.0039544	Renewal	23	04	2	Electrical Infrastructure	HV Substations	City-Wide	18.52501894	-34.14115605	–	1 500	1 500	–	–	–	-	1 500
Energy	Electricity Generation & Distribution: HV Substations Sys Equip Upgrades FY27	CPX/0039480: CPX.0039488	Upgrade	23	04	2	Electrical Infrastructure	HV Substations	City-Wide	18.52501894	-34.14115605	–	4 000	4 000	222	–	222	100.0%	4 000
Energy	Electricity Generation & Distribution: Hydraulic Block - Replacement	CPX.0040879	Renewal	23	04	2	Electrical Infrastructure	MV Substations	100	18.89608336	-34.15340117	–	3 000	3 000	–	1 500	(1 500)	-100.0%	3 000
Energy	Electricity Generation & Distribution: Meter Serv Conn (Tariff): East FY27	CPX/0000462: CPX.0020726	New	40	03	2	Electrical Infrastructure	HV Substations	City-Wide	18.52501894	-34.14115605	–	5 618	5 618	1 620	674	946	140.3%	5 618
Energy	Electricity Generation & Distribution: Meter Serv Conn (Tariff): North FY27	CPX/0000462: CPX.0020696	New	40	03	2	Electrical Infrastructure	HV Substations	City-Wide	18.52501894	-34.14115605	–	5 618	5 618	907	674	233	34.6%	5 618
Energy	Electricity Generation & Distribution: Meter Serv Conn (Tariff): South FY27	CPX/0000462: CPX.0020674	New	40	03	2	Electrical Infrastructure	HV Substations	City-Wide	18.52501894	-34.14115605	–	11 236	11 236	2 225	1 900	325	17.1%	11 236
Energy	Electricity Generation & Distribution: Microwave Systems & Infra Upgrades FY27	CPX/0036945: CPX.0036947	Upgrade	23	04	2	Electrical Infrastructure	HV Substations	City-Wide	18.52501894	-34.14115605	–	1 800	1 800	–	–	–	-	1 800
Energy	Electricity Generation & Distribution: MV Infra Refurb: East Area C FY27	CPX/0000573: CPX.0020808	Renewal	23	03	2	Electrical Infrastructure	MV Substations	Area Central	18.59173728	-33.94281956	–	12 000	12 000	180	1 600	(1 420)	-88.7%	12 000
Energy	Electricity Generation & Distribution: MV Infra Refurb: North Area C FY27	CPX/0000573: CPX.0020862	Renewal	23	03	2	Electrical Infrastructure	MV Substations	Area Central	18.56424676	-33.90618328	–	4 000	4 000	35	250	(215)	-85.9%	4 000
Energy	Electricity Generation & Distribution: MV Infra Refurb: North Area N FY27	CPX/0000573: CPX.0020812	Renewal	23	03	2	Electrical Infrastructure	MV Substations	Area North	18.57212251	-33.68972612	–	12 000	12 000	154	1 450	(1 296)	-89.4%	12 000
Energy	Electricity Generation & Distribution: MV Infra Refurb: South Area S FY27	CPX/0000573: CPX.0020811	Renewal	23	03	2	Electrical Infrastructure	MV Substations	Area South	18.41285057	-34.08365524	–	16 000	15 100	4 165	1 982	2 183	110.1%	8 100
Energy	Electricity Generation & Distribution: MV Sys Infra: East Area E FY27	CPX/0000530: CPX.0020730	New	23	03	2	Electrical Infrastructure	HV Substations	Area East	18.69825087	-33.8886611	–	12 991	12 991	306	1 575	(1 269)	-80.6%	12 991
Energy	Electricity Generation & Distribution: MV Sys Infra: East Area N FY27	CPX/0000530: CPX.0020734	New	23	03	2	Electrical Infrastructure	HV Substations	Area North	18.57047887	-33.81719675	–	9 000	9 000	1 980	2 000	(20)	-1.0%	9 000
Energy	Electricity Generation & Distribution: MV Sys Infra: North Area N FY27	CPX/0000530: CPX.0020756	New	23	03	2	Electrical Infrastructure	HV Substations	Area North	18.56332003	-33.8488231	–	14 000	14 000	1 691	2 300	(609)	-26.5%	14 000
Energy	Electricity Generation & Distribution: MV Sys Infra: South Area S FY27	CPX/0000530: CPX.0020757	New	23	03	2	Electrical Infrastructure	HV Substations	Area South	18.50043412	-34.07308404	–	11 900	21 850	9 659	8 500	1 159	13.6%	21 850
Energy	Electricity Generation & Distribution: Noordhoek LV Depot	CPX.0004006	New	30	04	9	Operational Buildings	Workshops	64	18.41599442	-34.12631045	18 690	29 020	32 545	1 253	6 849	(5 596)	-81.7%	32 545
Energy	Electricity Generation & Distribution: Office Equipment: Additional FY27	CPX/0019053: CPX.0020889	New	40	04	2	Furniture and Office Equipment	Furniture and Office Equipment	Corp Inf			–	400	400	83	100	(17)	-16.6%	400
Energy	Electricity Generation & Distribution: Office Equipment: Replacement FY27	CPX/0018973: CPX.0020881	Renewal	40	04	2	Furniture and Office Equipment	Furniture and Office Equipment	Corp Inf			–	375	375	4	175	(171)	-97.5%	375
Energy	Electricity Generation & Distribution: Optic Fibre Installations FY27	CPX/0000455: CPX.0020563	New	23	04	2	Electrical Infrastructure	HV Substations	City-Wide	18.52501894	-34.14115605	–	15 000	15 000	1 154	700	454	64.9%	15 000
Energy	Electricity Generation & Distribution: Overheads Fencing FY27	CPX/0000448: CPX.0020627	New	23	04	2	Electrical Infrastructure	HV Substations	City-Wide	18.52501894	-34.14115605	–	1 100	1 100	–	–	–	-	1 100
Energy	Electricity Generation & Distribution: Paardevlei 132/66 kV stepdown	CPX.0019989	Upgrade	23	03	2	Electrical Infrastructure	HV Substations	83	18.80537081	-34.06892265	126 613	93 792	94 108	10 577	4 274	6 303	147.5%	94 108
Energy	Electricity Generation & Distribution: PQ System Expansion FY27	CPX/0000449: CPX.0020804	New	23	03	2	Electrical Infrastructure	HV Substations	City-Wide	18.52501894	-34.14115605	–	1 292	1 292	–	155	(155)	-100.0%	1 292
Energy	Electricity Generation & Distribution: Printers: Additional FY27	CPX/0000476: CPX.0029500	New	40	04	2	Computer Equipment	Computer Equipment	Corp Inf			–	1 000	1 000	–	1 000	(1 000)	-100.0%	1 000
Energy	Electricity Generation & Distribution: Printers: Replacement FY27	CPX/0008729: CPX.0029443	Renewal	40	04	2	Computer Equipment	Computer Equipment	Corp Inf			–	1 250	1 250	–	1 250	(1 250)	-100.0%	1 250
Energy	Electricity Generation & Distribution: Safety Equipment: Additional FY27	CPX/0000466: CPX.0020829	New	23	04	2	Machinery and Equipment	Machinery and Equipment	Corp Inf			–	562	562	–	174	(174)	-100.0%	562
Energy	Electricity Generation & Distribution: Safety Equipment: Replacement FY27	CPX/0000452: CPX.0020589	Renewal	23	04	2	Machinery and Equipment	Machinery and Equipment	Corp Inf			–	169	169	–	46	(46)	-100.0%	169
Energy	Electricity Generation & Distribution: SCADA System RTUs FY27	CPX/0000455: CPX.0020633	New	23	04	2	Electrical Infrastructure	HV Substations	City-Wide	18.52501894	-34.14115605	–	7 865	8 362	1 207	50	1 157	2313.2%	8 362
Energy	Electricity Generation & Distribution: Security Equipment: Additional FY27	CPX/0000472: CPX.0020524	New	23	04	2	Machinery and Equipment	Machinery and Equipment	Corp Inf			–	4 000	4 000	52	–	52	100.0%	4 000
Energy	Electricity Generation & Distribution: Security Equipment: Replacement FY27	CPX/0035712: CPX.0035704	Renewal	23	04	2	Machinery and Equipment	Machinery and Equipment	Corp Inf			–	13 000	13 000	192	765	(573)	-74.9%	13 000
Energy	Electricity Generation & Distribution: Serv Conn (Quote): East FY27	CPX/0000473: CPX.0020514	New	23	03	2	Electrical Infrastructure	HV Substations	City-Wide	18.52501894	-34.14115605	–	10 000	10 000	2 241	1 660	581	35.0%	10 000
Energy	Electricity Generation & Distribution: Serv Conn (Quote): North FY27	CPX/0000473: CPX.0020515	New	23	03	2	Electrical Infrastructure	HV Substations	City-Wide	18.52501894	-34.14115605	–	11 000	11 384	2 776	1 500	1 276	85.1%	11 384
Energy	Electricity Generation & Distribution: Serv Conn (Quote): South FY27	CPX/0000473: CPX.0020597	New	23	03	2	Electrical Infrastructure	HV Substations	City-Wide	18.52501894	-34.14115605	–	7 000	7 000	1 540	1 400	140	10.0%	7 000
Energy	Electricity Generation & Distribution: Servicing of Informal BY Structures FY27	CPX/0000477: CPX.0020584	New	40	01	2	Electrical Infrastructure	HV Substations	City-Wide	18.52501894	-34.14115605	–	100	100	–	–	–	-	100
Energy	Electricity Generation & Distribution: Software: Additional FY27	CPX/0000476: CPX.0029534	New	40	04	2	Licences and Rights	Computer Software and Applications	Corp Inf			–	400	1 800	–	1 800	(1 800)	-100.0%	2 112
Energy	Electricity Generation & Distribution: Specialised IT Equipment: Repl FY27	CPX/0008729: CPX.0029356	Renewal	40	04	2	Computer Equipment	Computer Equipment	Corp Inf			–	250	250	249	250	(1)	-0.3%	249
Energy	Electricity Generation & Distribution: Specialised IT Equipment:Additional FY27	CPX/0000476: CPX.0029419	New	40	04	2	Computer Equipment	Computer Equipment	Corp Inf			–	500	500	498	100	398	397.8%	500
Energy	Electricity Generation & Distribution: Steenbras Perimeter Fence Repl	CPX/0000553: CPX.0040749	Renewal	24	03	2	Electrical Infrastructure	HV Substations	100	18.89927429	-34.14459911	–	500	500	–	–	–	-	500
Energy	Electricity Generation & Distribution: Steenbras: Concrete ASR Remediation	CPX.0016613	Renewal	24	03	2	Electrical Infrastructure	HV Substations	100	18.89820305	-34.15186032	–	6 628	6 628	–	–	–	-	6 628
Energy	Electricity Generation & Distribution: Steenbras: Refurbishment of Main Plant	C14.84071	Renewal	24	03	2	Electrical Infrastructure	HV Substations	100	18.89755404	-34.15227392	1 210	591	822	–	–	–	-	822
Energy	Electricity Generation & Distribution: Street Lighting: Area Central FY27	CPX/0008118: CPX.0020685	New	23	03	2	Electrical Infrastructure	LV Networks	Area Central	18.76166284	-33.92120244	–	12 500	12 500	1 053	750	303	40.5%	12 500
Energy	Electricity Generation & Distribution: Street Lighting: Area East FY27	CPX/0008118: CPX.0020681	New	23	03	2	Electrical Infrastructure	LV Networks	Area East	18.74119397	-34.06276276	–	8 000	8 000	3 134	750	2 384	317.9%	8 000
Energy	Electricity Generation & Distribution: Street Lighting: Area North FY27	CPX/0008118: CPX.0020683	New	23	03	2	Electrical Infrastructure	LV Networks	Area North	18.57762645	-33.68676115	–	4 000	4 000	182	150	32	21.4%	4 000
Energy	Electricity Generation & Distribution: Street Lighting: Area South FY26	CPX/0008118: CPX.0019634	New	23	03	2	Electrical Infrastructure	LV Networks	Area South	18.38474536	-34.11243662	5 224	–	–	(182)	–	(182)	100.0%	–
Energy	Electricity Generation & Distribution: Street Lighting: Area South FY27	CPX/0008118: CPX.0020686	New	23	03	2	Electrical Infrastructure	LV Networks	Area South	18.41357216	-34.07927991	–	7 000	7 000	3 420	960	2 460	256.3%	7 000
Energy	Electricity Generation & Distribution: Substation Fencing - East Area C FY27	CPX/0000486: CPX.0020676	Renewal	23	04	2	Electrical Infrastructure	HV Substations	Area Central	18.55625858	-33.96412172	–	1 000	1 000	–	400	(400)	-100.0%	1 000
Energy	Electricity Generation & Distribution: Substation Fencing - East Area E FY27	CPX/0000486: CPX.0020677	Renewal	23	04	2	Electrical Infrastructure	HV Substations	Area East	18.86824247	-34.11373934	–	3 000	3 000	–	300	(300)	-100.0%	3 000
Energy	Electricity Generation & Distribution: Substation Fencing - East Area N FY27	CPX/0000486: CPX.0020678	Renewal	23	04	2	Electrical Infrastructure	HV Substations	Area North	18.5195862	-33.84425444	–	950	950	–	150	(150)	-100.0%	950
Energy	Electricity Generation & Distribution: Substation Fencing - North Area N FY27	CPX/0000486: CPX.0020602	Renewal	23	04	2	Electrical Infrastructure	HV Substations	Area North	18.55891392	-33.83428549	–	6 000	6 000	–	500	(500)	-100.0%	6 000
Energy	Electricity Generation & Distribution: Substation Fencing - South Area C FY27	CPX/0000486: CPX.0020605	Renewal	23	04	2	Electrical Infrastructure	HV Substations	Area Central	18.56418801	-33.9055125	–	1 500	1 500	–	300	(300)	-100.0%	1 500
Energy	Electricity Generation & Distribution: Substation Fencing - South Area S FY27	CPX/0000486: CPX.0020616	Renewal	23	04	2	Electrical Infrastructure	HV Substations	Area South	18.49945463	-34.08176927	–	10 000	10 000	3 017	1 000	2 017	201.7%	10 000
Energy	Electricity Generation & Distribution: Substation Protection Replacement FY27	CPX/0000493: CPX.0020591	Renewal	23	03	2	Electrical Infrastructure	HV Substations	City-Wide	18.52501894	-34.14115605	–	10 000	10 167	82	5 701	(5 619)	-98.6%	10 167
Energy	Electricity Generation & Distribution: System Equip Repl: East Bloemhof N FY27	CPX/0000407: CPX.0020538	Renewal	23	03	2	Electrical Infrastructure	MV Networks	21	18.53990062	-33.70009859	–	20 000	20 000	3 467	3 250	217	6.7%	20 000
Energy	Electricity Generation & Distribution: System Equip Repl: East Helderb E FY27	CPX/0000407: CPX.0042120	Renewal	23	03	2	Electrical Infrastructure	MV Networks	84	18.88518108	-34.20537036	–	17 500	17 500	6 441	6 154	287	4.7%	17 500
Energy	Electricity Generation & Distribution: System Equip Repl: East Oostenb E FY27	CPX/0000407: CPX.0020537	Renewal	23	03	2	Electrical Infrastructure	MV Networks	7	18.78373764	-34.06880701	–	17 500	17 500	4 062	3 670	392	10.7%	17 500
Energy	Electricity Generation & Distribution: System Equip Repl: East Parow C FY27	CPX/0000407: CPX.0020536	Renewal	23	03	2	Electrical Infrastructure	MV Networks	Area Central	18.56665892	-33.9083631	–	20 000	20 000	6 458	3 400	3 058	90.0%	20 000
Energy	Electricity Generation & Distribution: System Equip Repl: North Area N FY26	CPX/0000407: CPX.0019608	Renewal	23	03	2	Electrical Infrastructure	MV Networks	Area North	18.56984113	-33.76252457	69 269	–	–	(1)	–	(1)	100.0%	–
Energy	Electricity Generation & Distribution: System Equip Repl: North Atlantis N FY27	CPX/0000407: CPX.0044223	Renewal	23	03	2	Electrical Infrastructure	MV Networks	29	18.52501894	-34.14115605	–	20 000	20 000	250	3 500	(3 250)	-92.9%	20 000
Energy	Electricity Generation & Distribution: System Equip Repl: North City N FY27	CPX/0000407: CPX.0044221	Renewal	23	03	2	Electrical Infrastructure	MV Networks	Subcouncil 1	18.52501894	-34.14115605	–	20 000	20 000	674	2 500	(1 826)	-73.0%	20 000
Energy	Electricity Generation & Distribution: System Equip Repl: North Mowbray N FY27	CPX/0000407: CPX.0020533	Renewal	23	03	2	Electrical Infrastructure	MV Networks	Area North	18.62945031	-33.79492037	–	20 000	20 000	1 199	1 200	(1)	-0.1%	20 000

Function												2025/26	Budget Year 2026/27						
R Thousand	Project Description	Project Number	Type	MTDP Service Outcome	IUDF	Own Strategic Objectives	Asset Class	Asset Sub-Class	Ward Location	GPS Longitude	GPS Lattitude	Provisional Outcome	Original Budget	Adjusted Budget	YearTD actual	YearTD budget	YTD variance	YTD variance %	Full Year Forecast
Energy	Electricity Generation & Distribution: System Equip Repl: North Vanguard C FY27	CPX/0000407: CPX.0020531	Renewal	23	03	2	Electrical Infrastructure	MV Networks	Area Central	18.54616459	-33.98358534	–	20 000	20 000	6 558	3 980	2 578	64.8%	20 000
Energy	Electricity Generation & Distribution: System Equip Repl: South Area S FY26	CPX/0000407: CPX.0019575	Renewal	23	03	2	Electrical Infrastructure	MV Networks	Area South	18.41682248	-34.09172594	56 943	–	–	(9)	–	(9)	100.0%	–
Energy	Electricity Generation & Distribution: System Equip Repl: South Gugulet C FY27	CPX/0000407: CPX.0020534	Renewal	23	03	2	Electrical Infrastructure	MV Networks	Area Central	18.56457632	-33.90586486	–	12 200	12 200	3 097	3 000	97	3.2%	12 200
Energy	Electricity Generation & Distribution: System Equip Repl: South M/ Plain S FY27	CPX/0000407: CPX.0042126	Renewal	23	03	2	Electrical Infrastructure	MV Networks	Area South	18.6079455	-34.05395507	–	18 333	18 333	6 023	3 667	2 357	64.3%	18 333
Energy	Electricity Generation & Distribution: System Equip Repl: South Muizenb S FY27	CPX/0000407: CPX.0020535	Renewal	23	03	2	Electrical Infrastructure	MV Networks	Area South	18.42254294	-34.08140066	–	18 333	18 333	4 905	3 667	1 238	33.8%	18 333
Energy	Electricity Generation & Distribution: System Equip Repl: South Wynberg S FY27	CPX/0000407: CPX.0042128	Renewal	23	03	2	Electrical Infrastructure	MV Networks	Area South	18.4249679	-34.05981174	–	18 333	18 333	3 836	3 667	169	4.6%	18 333
Energy	Electricity Generation & Distribution: Test Equipment: Additional FY27	CPX/0000466: CPX.0020611	New	23	04	2	Machinery and Equipment	Machinery and Equipment	Corp Inf			–	3 500	3 500	1 464	1 000	464	46.4%	8 500
Energy	Electricity Generation & Distribution: Test Equipment: Replacement FY27	CPX/0000452: CPX.0020590	Renewal	23	04	2	Machinery and Equipment	Machinery and Equipment	Corp Inf			–	1 500	1 500	193	400	(207)	-51.8%	1 500
Energy	Electricity Generation & Distribution: Tools & Equipment: Additional FY27	CPX/0000466: CPX.0020632	New	23	04	2	Machinery and Equipment	Machinery and Equipment	Corp Inf			–	2 000	2 000	737	667	70	10.5%	2 000
Energy	Electricity Generation & Distribution: Tools & Equipment: Replacement FY27	CPX/0000452: CPX.0020594	Renewal	23	04	2	Machinery and Equipment	Machinery and Equipment	Corp Inf			–	1 000	1 000	262	250	12	4.9%	1 000
Energy	Electricity Generation & Distribution: Triangle 132kV Upgrade	CPX.0022539	Upgrade	23	03	2	Electrical Infrastructure	HV Substations	City-Wide	18.66792797	-33.90856005	–	92 672	92 672	261	173	88	51.1%	92 672
Energy	Electricity Generation & Distribution: Vehicles: Replacement FY27	CPX/0010514: CPX.0020567	Renewal	40	04	9	Transport Assets	Transport Assets	Corp Inf			–	68 000	68 000	25 752	11 000	14 752	134.1%	68 000
Energy	Electricity Generation & Distribution: Woodstock 132 kV GIS replacement	CPX.0036714	Upgrade	23	03	2	Electrical Infrastructure	HV Substations	115	18.43383579	-33.9283486	19 660	156 682	156 682	(60)	–	(60)	100.0%	156 682
Energy	Sustainable Energy Markets: Athlone WWTW - SSEG	CPX/0035660: CPX.0035670	Upgrade	24	03	2	Operational Buildings	Municipal Offices	49	18.5132634	-33.95564307	13 557	9 100	9 202	–	6 484	(6 484)	-100.0%	9 202
Energy	Sustainable Energy Markets: Battery Energy Storage System Atlantis	CPX.0035776	New	24	03	2	Electrical Infrastructure	HV Substations	32	18.48207791	-33.57507826	47 535	5 674	11 968	–	6 418	(6 418)	-100.0%	11 968
Energy	Sustainable Energy Markets: Bellville WWTW - SSEG	CPX/0035660: CPX.0038907	Upgrade	24	03	2	Operational Buildings	Municipal Offices	9	18.6513279	-33.93326118	–	14 535	14 535	–	–	–	-	14 535
Energy	Sustainable Energy Markets: Computer Equipment: Additional FY27	CPX/0030906: CPX.0020822	New	30	04	9	Computer Equipment	Computer Equipment	Corp Inf			–	225	225	–	–	–	-	225
Energy	Sustainable Energy Markets: Computer Equipment: Replacement FY27	CPX/0010097: CPX.0020847	Renewal	30	04	9	Computer Equipment	Computer Equipment	Corp Inf			–	100	100	–	–	–	-	100
Energy	Sustainable Energy Markets: Fisantekraal WWTW - SSEG	CPX/0035660: CPX.0035682	Upgrade	24	03	2	Operational Buildings	Municipal Offices	105	18.72048264	-33.75297215	12 437	5 858	8 414	–	4 974	(4 974)	-100.0%	8 414
Energy	Sustainable Energy Markets: Furniture: Additional FY27	CPX/0030907: CPX.0020896	New	40	04	2	Furniture and Office Equipment	Furniture and Office Equipment	Corp Inf			–	200	200	–	–	–	-	200
Energy	Sustainable Energy Markets: Furniture: Replacement FY27	CPX/0030908: CPX.0020744	Renewal	40	04	2	Furniture and Office Equipment	Furniture and Office Equipment	Corp Inf			–	30	30	–	–	–	-	–
Energy	Sustainable Energy Markets: Mitchells Plain WWTW - SSEG	CPX/0035660: CPX.0038930	Upgrade	24	03	2	Operational Buildings	Municipal Offices	43	18.5933551	-34.07023535	–	35 536	35 536	–	–	–	-	35 536
Energy	Sustainable Energy Markets: Ndabeni Elect Depot & Workshops - SSEG	CPX/0035660: CPX.0035671	Upgrade	24	03	2	Operational Buildings	Municipal Offices	53	18.49412872	-33.9268468	696	4 121	4 152	–	–	–	-	4 152
Energy	Sustainable Energy Markets: Office Equipment: Additional FY27	CPX/0030907: CPX.0020885	New	40	04	2	Furniture and Office Equipment	Furniture and Office Equipment	Corp Inf			–	40	40	–	–	–	-	40
Energy	Sustainable Energy Markets: Office Equipment: Replacement FY27	CPX/0030908: CPX.0020855	Renewal	40	04	2	Furniture and Office Equipment	Furniture and Office Equipment	Corp Inf			–	15	15	–	–	–	-	–
Energy	Sustainable Energy Markets: Printers: Additional FY27	CPX/0030906: CPX.0029655	New	30	04	9	Computer Equipment	Computer Equipment	Corp Inf			–	5	5	–	–	–	-	–
Energy	Sustainable Energy Markets: Printers: Replacement FY27	CPX/0010097: CPX.0029557	Renewal	30	04	9	Computer Equipment	Computer Equipment	Corp Inf			–	5	5	–	–	–	-	–
Energy	Sustainable Energy Markets: Resource Data Management System	CPX.0031025	New	40	03	2	Licences and Rights	Computer Software and Applications	Corp Inf			3 265	3 000	3 000	123	455	(332)	-72.9%	3 000
Energy	Sustainable Energy Markets: Resource efficiency municipal bldng FY27	CPX/0030905: CPX.0020556	Upgrade	24	03	2	Operational Buildings	Municipal Offices	City-Wide	18.52501894	-34.14115605	–	14 602	15 154	–	1 400	(1 400)	-100.0%	15 154
Energy	Sustainable Energy Markets: SEM Contingency Prov - Construction FY27	CPX/0030909: CPX.0044332	Renewal	40	04	9	Computer Equipment	Computer Equipment	City-Wide	18.52501894	-34.14115605	–	2 044	2 044	–	–	–	-	–
Energy	Sustainable Energy Markets: SEM Contingency Prov - Insurance FY27	CPX/0030909: CPX.0020723	Renewal	40	04	9	Computer Equipment	Computer Equipment	Corp Inf			–	50	50	–	–	–	-	–
Energy	Sustainable Energy Markets: Small Scale Embedded Gen Solar PV FY27	CPX/0030904: CPX.0023035	Upgrade	24	03	2	Operational Buildings	Municipal Offices	City-Wide	18.52501894	-34.14115605	–	8 323	11 709	270	885	(615)	-69.5%	11 709
Energy	Sustainable Energy Markets: Software: Additional FY27	CPX/0030906: CPX.0029606	New	30	04	9	Licences and Rights	Computer Software and Applications	Corp Inf			–	5	5	–	–	–	-	–
Energy	Sustainable Energy Markets: Specialised IT Equipment: Replace FY27	CPX/0010097: CPX.0029514	Renewal	30	04	9	Computer Equipment	Computer Equipment	Corp Inf			–	5	5	–	–	–	-	–
Energy	Sustainable Energy Markets: Specialised IT Equipment:Additional FY27	CPX/0030906: CPX.0029622	New	30	04	9	Computer Equipment	Computer Equipment	Corp Inf			–	5	5	–	–	–	-	70
Energy	Sustainable Energy Markets: Wesfleur WWTW - SSEG	CPX/0035660: CPX.0035683	Upgrade	24	03	2	Operational Buildings	Municipal Offices	32	18.48223245	-33.6061881	11 564	6 865	10 387	7	6 031	(6 024)	-99.9%	10 387
Energy	Trading & Retail Services: Metering Replacement FY27	CPX/0000572: CPX.0037561	Renewal	23	03	2	Electrical Infrastructure	LV Networks	City-Wide	18.52501894	-34.14115605	–	8 500	7 100	1 292	1 779	(486)	-27.3%	7 100
Energy	Trading & Retail Services: Prepayment Meter Replacement FY24	CPX/0000450: CPX.0015354	Renewal	23	03	2	Electrical Infrastructure	LV Networks	City-Wide	18.52501894	-34.14115605	–	–	–	(0)	–	(0)	100.0%	–
Energy	Trading & Retail Services: Prepayment Meter Replacement FY27	CPX/0000450: CPX.0020598	Renewal	23	03	2	Electrical Infrastructure	LV Networks	City-Wide	18.52501894	-34.14115605	–	44 000	44 000	3 531	7 923	(4 392)	-55.4%	44 000
Energy	Trading & Retail Services: Prepayment Vending System Upgrade FY27	CPX/0000398: CPX.0020527	Upgrade	40	02	2	Machinery and Equipment	Machinery and Equipment	City-Wide	18.52501894	-34.14115605	–	1 500	1 500	–	–	–	-	1 500
Energy	Trading & Retail Services: Revenue Protection Meter Replacem FY27	CPX/0000572: CPX.0020565	Renewal	23	03	2	Electrical Infrastructure	LV Networks	City-Wide	18.52501894	-34.14115605	–	99 000	99 000	15 730	18 000	(2 270)	-12.6%	99 000
Finance	Budgets: Computer Equipment: Replacement FY27	CPX/0014295: CPX.0024301	Renewal	40	04	9	Computer Equipment	Computer Equipment	Corp Inf			–	380	384	370	–	370	100.0%	370
Finance	Cape Town Stadium: Floodlights: Replacement	CPX.0038992	Renewal	40	04	9	Sport and Recreation Facilities	Outdoor Facilities	54	18.41121293	-33.90343839	38 072	–	481	–	–	–	-	481
Finance	Cape Town Stadium: Generator controllers: Upgrade	CPX.0024348	Upgrade	40	04	9	Sport and Recreation Facilities	Outdoor Facilities	54	18.41124727	-33.90403097	2 656	3 500	2 892	–	–	–	-	2 892
Finance	Cape Town Stadium: LED Big Screen Replacement	CPX/0034116: CPX.0038219	Renewal	40	04	9	Furniture and Office Equipment	Furniture and Office Equipment	54	18.40974754	-33.90350649	37 235	–	0	–	–	–	-	0
Finance	Cape Town Stadium: PA system: Replacement	CPX/0034116: CPX.0024335	Renewal	40	04	9	Furniture and Office Equipment	Furniture and Office Equipment	54	18.41112062	-33.90344521	–	7 510	8 118	–	–	–	-	8 118
Finance	Cape Town Stadium: Rental Units in Cape Town Stadium	CPX.0037895	Upgrade	22	03	1	Sport and Recreation Facilities	Outdoor Facilities	54	18.41107739	-33.90351092	3 517	970	1 081	–	–	–	-	1 081
Finance	Cape Town Stadium: Storage Facilities	CPX.0041451	New	40	04	9	Furniture and Office Equipment	Furniture and Office Equipment	54	18.41112602	-33.90335249	3 385	–	0	–	–	–	-	–
Finance	Cape Town Stadium: Ventilation System: Replacement	CPX.0024280	Renewal	40	04	9	Sport and Recreation Facilities	Outdoor Facilities	54	18.41241379	-33.9039468	–	1 210	1 210	–	–	–	-	1 210
Finance	Expenditure: Computer Equipment: Repl AccPayable FY27	CPX/0005936: CPX.0023210	Renewal	40	04	9	Computer Equipment	Computer Equipment	Corp Inf			–	104	128	106	80	27	33.3%	128
Finance	Expenditure: Computer Equipment: Repl Pay Recon FY27	CPX/0005936: CPX.0035850	Renewal	40	04	9	Computer Equipment	Computer Equipment	Corp Inf			–	30	27	27	27	–	-	27
Finance	Expenditure: Computer Equipment: Repl Payroll FY27	CPX/0005936: CPX.0023211	Renewal	40	04	9	Computer Equipment	Computer Equipment	Corp Inf			–	39	27	27	27	–	-	27
Finance	Expenditure: Furniture: Replacement AccPayable FY27	CPX/0005939: CPX.0023212	Renewal	40	04	9	Furniture and Office Equipment	Furniture and Office Equipment	Corp Inf			–	15	15	15	15	–	-	15
Finance	Expenditure: Furniture: Replacement Payroll FY27	CPX/0005939: CPX.0023213	Renewal	40	04	9	Furniture and Office Equipment	Furniture and Office Equipment	Corp Inf			–	8	5	5	5	–	-	5
Finance	Expenditure: Kitchen Equipment: Repl AccPayable FY27	CPX/0040102: CPX.0023214	Renewal	40	04	9	Furniture and Office Equipment	Furniture and Office Equipment	Corp Inf			–	2	–	–	–	–	-	–
Finance	Grant Funding: Computer Equipment: Replacement FY27	CPX/0013954: CPX.0019775	Renewal	40	04	9	Computer Equipment	Computer Equipment	Corp Inf			–	60	127	46	–	46	100.0%	127
Finance	Grant Funding: Furniture: Replacement FY27	CPX/0000847: CPX.0023887	Renewal	40	04	9	Furniture and Office Equipment	Furniture and Office Equipment	Corp Inf			–	5	5	5	5	(0)	-1.2%	5
Finance	Grant Funding: Printers: Replacement FY27	CPX/0013954: CPX.0042718	Renewal	40	04	9	Computer Equipment	Computer Equipment	Corp Inf			–	200	140	71	63	8	12.0%	140
Finance	HR Business Partner: Finance: Computer Equip: Repl HRBP Finance FY27	CPX/0035717: CPX.0035857	Renewal	40	04	9	Computer Equipment	Computer Equipment	Corp Inf			–	100	80	80	–	80	100.0%	80
Finance	Management: Finance: Fin Contingency Prov - Insurance FY27	CPX/0000090: CPX.0023622	Renewal	40	04	9	Computer Equipment	Computer Equipment	Corp Inf			–	200	175	–	–	–	-	–
Finance	Revenue: Computer Equipment: Replacement FY27	CPX/0000124: CPX.0023489	Renewal	40	04	9	Computer Equipment	Computer Equipment	Corp Inf			–	5 000	5 000	4 986	–	4 986	100.0%	5 000
Finance	Revenue: Furniture: Additional FY27	CPX/0000091: CPX.0023444	New	40	04	9	Furniture and Office Equipment	Furniture and Office Equipment	Corp Inf			–	50	50	28	28	–	-	50
Finance	Revenue: Furniture: Replacement FY27	CPX/0035341: CPX.0035412	Renewal	40	04	9	Furniture and Office Equipment	Furniture and Office Equipment	Corp Inf			–	50	50	37	37	–	-	49
Finance	Revenue: IT Equipment POS: Replacement FY27	CPX/0000124: CPX.0024523	Renewal	40	04	9	Computer Equipment	Computer Equipment	Corp Inf			–	1 600	1 335	37	77	(40)	-52.0%	1 335
Finance	Revenue: Kitchen Equipment: Additional FY27	CPX/0039863: CPX.0038972	New	40	04	9	Furniture and Office Equipment	Furniture and Office Equipment	Corp Inf			–	15	–	–	–	–	-	–
Finance	Revenue: Kitchen Equipment: Replacement FY27	CPX/0039864: CPX.0038955	Renewal	40	04	9	Furniture and Office Equipment	Furniture and Office Equipment	Corp Inf			–	15	–	–	–	–	-	–
Finance	Revenue: Office Equipment: Additional FY27	CPX/0000091: CPX.0038963	New	40	04	9	Furniture and Office Equipment	Furniture and Office Equipment	Corp Inf			–	15	–	–	–	–	-	–
Finance	Revenue: Office Equipment: Replacement FY27	CPX/0035341: CPX.0038915	Renewal	40	04	9	Furniture and Office Equipment	Furniture and Office Equipment	Corp Inf			–	15	–	–	–	–	-	–
Finance	Revenue: Printers: Replacement FY27	CPX/0000124: CPX.0024656	Renewal	40	04	9	Computer Equipment	Computer Equipment	Corp Inf			–	50	331	22	–	22	100.0%	329
Finance	Revenue: Security at Cash (MVR) Offices FY27	CPX/0000811: CPX.0023547	Upgrade	30	04	9	Operational Buildings	Municipal Offices	City-Wide	18.52501894	-34.14115605	–	300	343	298	298	–	-	343

Function												2025/26	Budget Year 2026/27						
R Thousand	Project Description	Project Number	Type	MTDP Service Outcome	IUDF	Own Strategic Objectives	Asset Class	Asset Sub-Class	Ward Location	GPS Longitude	GPS Lattitude	Provisional Outcome	Original Budget	Adjusted Budget	YearTD actual	YearTD budget	YTD variance	YTD variance %	Full Year Forecast
Finance	Supply Chain Management: Computer Equipment: Replacement FY27	CPX/0000854: CPX.0024029	**Renewal**	*40*	*04*	**9**	*Computer Equipment*	*Computer Equipment*	**Corp Inf**			–	2 024	1 495	1 470	1 470	–	-	1 495
Finance	Supply Chain Management: Fish Hoek store: Roof Refurbishment	CPX/0034155: CPX.0043886	**Renewal**	*40*	*04*	**9**	*Housing*	*Social Housing*	**64**	18.52501894	*-34.14115605*	–	720	720	–	–	–	-	720
Finance	Supply Chain Management: Furniture: Replacement FY27	CPX/0000855: CPX.0023920	**Renewal**	*40*	*04*	**9**	*Furniture and Office Equipment*	*Furniture and Office Equipment*	**Corp Inf**			–	50	–	–	–	–	-	–
Finance	Supply Chain Management: Printers: Replacement FY27	CPX/0000854: CPX.0034432	**Renewal**	*40*	*04*	**9**	*Computer Equipment*	*Computer Equipment*	**Corp Inf**			–	176	177	–	–	–	-	176
Finance	Supply Chain Management: Warehouse Equipment: Additional FY27	CPX/0040121: CPX.0040123	**New**	*40*	*04*	**9**	*Machinery and Equipment*	*Machinery and Equipment*	**Corp Inf**			–	89	642	–	–	–	-	638
Finance	Supply Chain Management: Warehouse Equipment: Replacement FY27	CPX/0000828: CPX.0024071	**Renewal**	*40*	*04*	**9**	*Machinery and Equipment*	*Machinery and Equipment*	**Corp Inf**			–	50	100	–	–	–	-	100
Finance	Support Services: Finance: Computer Equipment: Replacement FY27	CPX/0000839: CPX.0023715	**Renewal**	*40*	*04*	**9**	*Computer Equipment*	*Computer Equipment*	**Corp Inf**			–	20	27	27	–	27	100.0%	27
Finance	Treasury Services: Computer Equipment: Replacement FY27	CPX/0000829: CPX.0039471	**Renewal**	*40*	*04*	**9**	*Computer Equipment*	*Computer Equipment*	**Corp Inf**			–	300	292	292	–	292	100.0%	292
Finance	Treasury Services: Furniture: Replacement FY27	CPX/0000830: CPX.0039284	**Renewal**	*40*	*04*	**9**	*Furniture and Office Equipment*	*Furniture and Office Equipment*	**Corp Inf**			–	30	42	–	–	–	-	42
Finance	Valuations: Aerial Photography FY27	CPX/0009539: CPX.0024399	**New**	*40*	*04*	**9**	*Licences and Rights*	*Computer Software and Applications*	**Corp Inf**			–	2 259	2 259	–	–	–	-	2 259
Finance	Valuations: Computer Equipment: Replacement FY27	CPX/0000831: CPX.0024129	**Renewal**	*40*	*04*	**9**	*Computer Equipment*	*Computer Equipment*	**Corp Inf**			–	500	500	499	200	299	149.5%	499
Future Planning & Resilience	Communications: Digital Video Editing Suite Replace FY27	CPX/0039293: CPX.0039475	**Renewal**	*43*	*04*	**9**	*Various*	*Various*	**Corp Inf**			–	700	1 100	–	–	–	-	1 100
Future Planning & Resilience	Communications: Office Equipment: Replacement FY27	CPX/0008102: CPX.0026125	**Renewal**	*40*	*04*	**9**	*Furniture and Office Equipment*	*Furniture and Office Equipment*	**Corp Inf**			–	381	381	–	–	–	-	381
Future Planning & Resilience	Communications: Printers: Replacement FY27	CPX/0000016: CPX.0039577	**Renewal**	*43*	*04*	**9**	*Computer Equipment*	*Computer Equipment*	**Corp Inf**			–	1 200	800	–	–	–	-	800
Future Planning & Resilience	Corp Project Programme & Portfolio Mngmt: Contract Management Systm Integration4.0	CPX/0017723: CPX.0041504	**New**	*40*	*04*	**9**	*Licences and Rights*	*Computer Software and Applications*	**Corp Inf**			–	2 914	3 660	1 359	1 346	13	1.0%	3 660
Future Planning & Resilience	Corp Project Programme & Portfolio Mngmt: Integration and Enhancement 5.0	CPX/0009706: CPX.0041488	**Upgrade**	*40*	*04*	**9**	*Licences and Rights*	*Computer Software and Applications*	**Corp Inf**			–	3 364	3 576	798	790	8	1.0%	3 576
Future Planning & Resilience	Management: Future Planning & Resilience: FPR Contingency Prov - Insurance FY27	CPX/0009753: CPX.0021819	**Renewal**	*40*	*04*	**9**	*Machinery and Equipment*	*Machinery and Equipment*	**Corp Inf**			–	150	150	–	–	–	-	–
Future Planning & Resilience	Policy & Strategy: Data Science Infrastructure FY27	CPX/0012171: CPX.0044305	**New**	*43*	*04*	**9**	*Furniture and Office Equipment*	*Furniture and Office Equipment*	**Corp Inf**			–	3 000	3 000	–	–	–	-	3 000
Future Planning & Resilience	Support Services: FPR: Computer Equipment: Additional FY27	CPX/0024753: CPX.0031880	**New**	*43*	*04*	**9**	*Computer Equipment*	*Computer Equipment*	**Corp Inf**			–	478	478	92	153	(62)	-40.2%	478
Future Planning & Resilience	Support Services: FPR: Computer Equipment: Replacement FY27	CPX/0010516: CPX.0024757	**Renewal**	*43*	*04*	**9**	*Computer Equipment*	*Computer Equipment*	**Corp Inf**			–	2 134	2 134	2 123	2 123	(0)	0.0%	2 134
Future Planning & Resilience	Support Services: FPR: Furniture: Additional FY27	CPX/0031730: CPX.0031735	**New**	*40*	*04*	**9**	*Furniture and Office Equipment*	*Furniture and Office Equipment*	**Corp Inf**			–	300	300	8	–	8	100.0%	372
Future Planning & Resilience	Support Services: FPR: Furniture: Replacement FY27	CPX/0033253: CPX.0036110	**Renewal**	*40*	*04*	**9**	*Furniture and Office Equipment*	*Furniture and Office Equipment*	**Corp Inf**			–	10	10	–	–	–	-	10
Future Planning & Resilience	Support Services: FPR: Printers: Replacement FY27	CPX/0010516: CPX.0031749	**Renewal**	*43*	*04*	**9**	*Computer Equipment*	*Computer Equipment*	**Corp Inf**			–	135	135	63	–	63	100.0%	63
Human Settlements	Housing Development: ACSA Symphony Housing Project Construct	CPX.0017201	**New**	*30*	*01*	**4**	*Various*	*Various*	**13**	18.62303304	*-33.96377503*	89 333	2 680	9 006	842	300	542	180.7%	16 104
Human Settlements	Housing Development: Aloe Ridge Housing Project	CPX.0014608	**New**	*30*	*01*	**4**	*Various*	*Various*	**108**	18.68015201	*-33.98643416*	4 875	10 000	2 250	280	–	280	100.0%	2 250
Human Settlements	Housing Development: Annandale Housing Project	CPX.0010902	**New**	*30*	*01*	**4**	*Various*	*Various*	**5**	18.54611708	*-33.82247667*	–	500	–	–	–	–	-	–
Human Settlements	Housing Development: Athlone Infill Housing Project - Phase 1	CPX.0019874	**New**	*30*	*01*	**4**	*Various*	*Various*	**46**	18.52590614	*-33.96967498*	876	1 000	1 000	–	–	–	-	1 000
Human Settlements	Housing Development: Belhar Infill Housing Project	CPX.0029355	**New**	*30*	*01*	**4**	*Various*	*Various*	**22**	18.62534722	*-33.94730118*	14 022	19 846	19 846	4 005	4 000	5	0.1%	12 747
Human Settlements	Housing Development: Blueberry Hill Housing Ph1A	CPX.0038667	**New**	*30*	*01*	**4**	*Various*	*Various*	**17**	18.69927017	*-34.00538948*	851	40 000	40 000	–	4 624	(4 624)	-100.0%	40 000
Human Settlements	Housing Development: Blueberry Hill Housing Ph1B	CPX.0038668	**New**	*30*	*01*	**4**	*Various*	*Various*	**17**	18.6988096	*-34.00551002*	452	10 000	10 000	1 219	2 500	(1 281)	-51.2%	10 000
Human Settlements	Housing Development: Blueberry Hill Housing Ph2A&B	CPX.0038669	**New**	*30*	*01*	**4**	*Various*	*Various*	**17**	18.69549012	*-34.00988445*	–	145	145	–	–	–	-	145
Human Settlements	Housing Development: Blueberry Hill Housing Project	CPX.0008063	**New**	*30*	*01*	**4**	*Various*	*Various*	**17**	18.69919358	*-34.00551996*	9 009	17 000	17 000	2 499	17 000	(14 501)	-85.3%	17 000
Human Settlements	Housing Development: Dido Valley Housing Project	CPX.0005316	**New**	*30*	*01*	**4**	*Various*	*Various*	**61**	18.4192697	*-34.1676077*	10 722	4 950	4 950	1 970	–	1 970	100.0%	4 950
Human Settlements	Housing Development: Elsies River Infill Housing Project	CPX.0017225	**New**	*30*	*01*	**4**	*Various*	*Various*	**28**	18.57206987	*-33.92878711*	45 362	16 401	16 401	8 312	5 500	2 812	51.1%	16 401
Human Settlements	Housing Development: Greenville Housing Project Ph2.2 (UISP)	CPX.0014604	**New**	*30*	*01*	**4**	*Various*	*Various*	**105**	18.71867668	*-33.7881578*	2 126	2 317	2 317	–	–	–	-	2 317
Human Settlements	Housing Development: Greenville Phase 5, Service Sites	CPX.0036017	**New**	*30*	*01*	**4**	*Various*	*Various*	**105**	18.73041104	*-33.78847821*	45 500	10 000	10 000	876	1 150	(274)	-23.8%	10 000
Human Settlements	Housing Development: Greenville Phase 6 Serviced Sites	CPX.0042098	**New**	*30*	*01*	**4**	*Various*	*Various*	**105**	18.71681206	*-33.79805996*	–	20 867	20 867	–	2 500	(2 500)	-100.0%	20 867
Human Settlements	Housing Development: Gugulethu Infill Project Erf 8448/MauMau	C09.15515	**New**	*30*	*01*	**4**	*Various*	*Various*	**Subcouncil 13**	18.57915221	*-34.00049992*	26 675	25 000	25 000	159	1 904	(1 746)	-91.7%	25 000
Human Settlements	Housing Development: Hanover Park Housing project	CPX.0010593	**New**	*30*	*01*	**4**	*Various*	*Various*	**47**	18.53065788	*-33.99496943*	2 989	1 500	1 500	353	–	353	100.0%	1 500
Human Settlements	Housing Development: Heideveld Duinefontein Housing Project	C10.15510	**New**	*30*	*01*	**4**	*Various*	*Various*	**44**	18.55490475	*-33.96021447*	1 162	1 831	1 831	586	–	586	100.0%	1 831
Human Settlements	Housing Development: Highlands Drive Infill Housing project	CPX.0017188	**New**	*30*	*01*	**4**	*Various*	*Various*	**Area South**	18.60752922	*-34.02676175*	1 570	6 044	6 044	656	189	467	247.4%	6 044
Human Settlements	Housing Development: HS Contingency Prov - Construction FY27	CPX/0043880: CPX.0044173	**New**	*30*	*04*	**4**	*Various*	*Various*	**City-Wide**	18.52501894	*-34.14115605*	–	11 000	11 000	–	–	–	-	11 000
Human Settlements	Housing Development: Imizamo Yethu Housing Project (Phase 3)	CPX.0003139	**New**	*30*	*01*	**4**	*Various*	*Various*	**74**	18.35996306	*-34.02713212*	–	7 000	7 000	–	–	–	-	7 000
Human Settlements	Housing Development: Kanonkop Housing Project Phase 2 (2502)	CPX/0000306: CPX.0019593	**New**	*30*	*01*	**4**	*Various*	*Various*	**32**	18.51084434	*-33.55768155*	72 061	1 500	6 732	–	500	(500)	-100.0%	6 732
Human Settlements	Housing Development: Macassar BNG Housing Project	CPX.0005674	**New**	*30*	*01*	**4**	*Various*	*Various*	**109**	18.75963933	*-34.05252895*	8 543	35 000	35 000	–	2 500	(2 500)	-100.0%	35 000
Human Settlements	Housing Development: Mailland Serviced Sites	CPX.0042099	**New**	*30*	*01*	**4**	*Various*	*Various*	**56**	18.4947881	*-33.91713597*	–	635	635	285	280	5	1.6%	635
Human Settlements	Housing Development: Manenberg The Downs: Housing Project	C06.41531	**New**	*30*	*01*	**4**	*Various*	*Various*	**Subcouncil 11**	18.5539446	*-33.98506043*	269	202	202	–	–	–	-	202
Human Settlements	Housing Development: Masiphumelele Housing Project Phase 4	CPX.0003205	**New**	*30*	*01*	**4**	*Various*	*Various*	**69**	18.37541976	*-34.12967038*	–	2 000	–	–	–	–	-	–
Human Settlements	Housing Development: Masiphumelele Phase 4.2 (470 sites)	CPX.0042440	**New**	*30*	*01*	**4**	*Various*	*Various*	**69**	18.36807067	*-34.12958344*	141	2 000	692	193	–	193	100.0%	692
Human Settlements	Housing Development: New Crossroads Housing Project	CPX.0032492	**New**	*30*	*01*	**4**	*Various*	*Various*	**38**	18.57730689	*-34.00124796*	303	821	821	19	–	19	100.0%	821
Human Settlements	Housing Development: Nooiensfontein Housing Project	CPX.0014611	**New**	*30*	*01*	**4**	*Various*	*Various*	**Subcouncil 14**	18.66771684	*-33.96859171*	1 999	2 000	2 000	349	–	349	100.0%	2 000
Human Settlements	Housing Development: Nyanga Housing Project (PLF&UISP)	C06.41502	**New**	*30*	*01*	**4**	*Various*	*Various*	**Subcouncil 13**	18.57674138	*-33.98810365*	879	500	500	–	–	–	-	–
Human Settlements	Housing Development: Retreat Housing Project	CPX.0012142	**New**	*30*	*01*	**4**	*Various*	*Various*	**110**	18.4770213	*-34.06030267*	204	867	867	546	247	299	121.1%	867
Human Settlements	Housing Development: Rusthof Infill Housing Project	CPX.0014609	**New**	*30*	*01*	**4**	*Various*	*Various*	**Subcouncil 8**	18.84799755	*-34.12700551*	4 042	20 000	20 000	5 205	2 500	2 705	108.2%	22 000
Human Settlements	Housing Development: Strand Infill Housing Project	CPX.0042076	**New**	*30*	*01*	**4**	*Various*	*Various*	**100**	18.86722032	*-34.13110177*	1 180	2 070	2 070	–	636	(636)	-100.0%	2 070
Human Settlements	Housing Development: Strandfontein Integrated Housing	CPX.0014612	**New**	*30*	*01*	**4**	*Various*	*Various*	**43**	18.55366937	*-34.08125599*	–	800	800	–	–	–	-	–
Human Settlements	Housing Development: Valhalla Park Integrated Housing Project	CPX.0002700	**New**	*30*	*01*	**4**	*Various*	*Various*	**31**	18.5693347	*-33.95089876*	4 837	10 000	10 000	317	500	(183)	-36.7%	10 000
Human Settlements	Housing Development: Vlakteplaas Housing Project	CPX.0008076	**New**	*30*	*01*	**4**	*Various*	*Various*	**100**	18.87510739	*-34.12667629*	1 284	760	760	132	–	132	100.0%	2 295
Human Settlements	Housing Development: Vlakteplaas Housing Project Ph2&3	CPX.0038856	**New**	*30*	*01*	**4**	*Various*	*Various*	**100**	18.872111	*-34.12565207*	–	235	235	–	–	–	-	–
Human Settlements	Housing Development: Vrygrond Housing Project	CPX.0012140	**New**	*30*	*01*	**4**	*Various*	*Various*	**45**	18.48116327	*-34.08230505*	315	800	800	46	100	(54)	-53.8%	800
Human Settlements	Human Settlements Planning: Founders Garden Social Housing PGWC	CPX.0031182	**New**	*30*	*01*	**4**	*Various*	*Various*	**115**	18.43080647	*-33.91925054*	–	12 495	7 303	–	–	–	-	–
Human Settlements	Human Settlements Planning: Land Acquisition FY27	CPX/0000319: CPX.0033459	**New**	*30*	*01*	**4**	*Land*	*Land*	**City-Wide**	18.52501894	*-34.14115605*	–	60 000	60 000	–	–	–	-	60 000
Human Settlements	Human Settlements Planning: Land Restitution Protea Village bulks	CPX.0040480	**New**	*30*	*01*	**4**	*Various*	*Various*	**62**	18.43905234	*-33.98688809*	16 000	16 000	25 950	12 756	937	11 819	1261.6%	33 253
Human Settlements	Human Settlements Planning: Salt River Market Housing project	CPX.0019863	**New**	*30*	*01*	**4**	*Various*	*Various*	**115**	18.46061281	*-33.92732438*	–	5 000	5 000	–	1 250	(1 250)	-100.0%	5 000
Human Settlements	Human Settlements Planning: Somerset West Social Housing Project	CPX.0040797	**New**	*30*	*01*	**4**	*Various*	*Various*	**84**	18.86954259	*-34.11177483*	2 140	4 759	–	–	–	–	-	–
Human Settlements	Informal Settlements: Housing Contingency - Insurance FY27	CPX/0010142: CPX.0035510	**Renewal**	*40*	*04*	**9**	*Computer Equipment*	*Computer Equipment*	**Corp Inf**			–	500	500	–	–	–	-	500
Human Settlements	Informal Settlements: Inf Settle Upgr: Adhoc & Emergency FY27	CPX/0035905: CPX.0042732	**New**	*40*	*01*	**4**	*Various*	*Various*	**City-Wide**	18.52501894	*-34.14115605*	–	15 000	24 950	3 990	3 220	770	23.9%	24 950
Human Settlements	Informal Settlements: Inf Settlem Upgr: Aloe Ridge South	CPX.0042663	**New**	*40*	*01*	**4**	*Various*	*Various*	**108**	18.68330343	*-33.99027327*	5 300	50 910	50 910	3 972	12 008	(8 036)	-66.9%	50 910
Human Settlements	Informal Settlements: Inf Settlem Upgr: Atlantis, Witsand Ext	CPX/0000770: CPX.0039444	**New**	*40*	*01*	**4**	*Various*	*Various*	**32**	18.50452404	*-33.58954835*	546	2 250	2 250	37	550	(513)	-93.3%	2 250
Human Settlements	Informal Settlements: Inf Settlem Upgr: Barney Molokwana,Khaye	CPX.0005823	**New**	*40*	*01*	**4**	*Various*	*Various*	**93**	18.67400761	*-34.02197068*	3 110	928	928	57	239	(182)	-76.1%	928

Function												2025/26	Budget Year 2026/27						
R Thousand	Project Description	Project Number	Type	MTDP Service Outcome	IUDF	Own Strategic Objectives	Asset Class	Asset Sub-Class	Ward Location	GPS Longitude	GPS Lattitude	Provisional Outcome	Original Budget	Adjusted Budget	YearTD actual	YearTD budget	YTD variance	YTD variance %	Full Year Forecast
Human Settlements	Informal Settlements: Inf Settlem Upgr: BM Section 2	CPX/0000770: CPX.0039446	New	40	01	4	Various	Various	93	18.6775253	-34.0236592	2 564	1 000	1 000	–	–	–	-	1 000
Human Settlements	Informal Settlements: Inf Settlem Upgr: Botfontein Farms	CPX/0000770: CPX.0039495	New	40	01	4	Various	Various	6	18.72985213	-33.87988065	5 342	15 000	15 000	1 117	2 000	(883)	-44.1%	15 000
Human Settlements	Informal Settlements: Inf Settlem Upgr: Enkanini	CPX.0005816	New	40	01	4	Various	Various	95	18.70432237	-34.05781866	17 189	94 047	86 882	27	27	–	-	86 882
Human Settlements	Informal Settlements: Inf Settlem Upgr: Enkanini South Extensi	CPX.0033978	New	40	01	4	Various	Various	Subcouncil 10	18.69516822	-34.06674358	41 914	43 536	43 536	2 359	8 019	(5 660)	-70.6%	43 536
Human Settlements	Informal Settlements: Inf Settlem Upgr: Hagley	CPX.0042079	New	40	01	4	Various	Various	19	18.67462898	-33.96215578	540	1 470	1 470	119	163	(45)	-27.3%	1 470
Human Settlements	Informal Settlements: Inf Settlem Upgr: Kampies, Philippi	CPX.0022263	New	40	01	4	Various	Various	43	18.53733976	-34.00131009	3 875	4 361	4 361	341	663	(322)	-48.6%	4 361
Human Settlements	Informal Settlements: Inf Settlem Upgr: Klipheuwel	CPX/0000770: CPX.0039443	New	40	01	4	Various	Various	105	18.69937428	-33.70279224	6 655	5 000	4 215	346	1 501	(1 155)	-76.9%	4 215
Human Settlements	Informal Settlements: Inf Settlem Upgr: Marikana	CPX.0039497	New	40	01	4	Various	Various	35	18.61284325	-34.00469603	3 771	2 500	500	–	–	–	-	500
Human Settlements	Informal Settlements: Inf Settlem Upgr: Mfuleni Ext 1	CPX.0022264	New	40	01	4	Various	Various	108	18.68741916	-34.00093635	16 574	60 836	60 836	5 945	20 000	(14 055)	-70.3%	60 836
Human Settlements	Informal Settlements: Inf Settlem Upgr: Monwabisi Park	CPX.0005817	New	40	01	4	Various	Various	Subcouncil 10	18.66152089	-34.06044523	3 770	1 100	1 100	235	1 100	(865)	-78.6%	1 100
Human Settlements	Informal Settlements: Inf Settlem Upgr: Monwood	CPX/0000770: CPX.0039498	New	40	01	4	Various	Various	80	18.5706923	-34.00512884	8 649	3 509	3 509	211	2 503	(2 292)	-91.6%	3 509
Human Settlements	Informal Settlements: Inf Settlem Upgr: Overcome Heights	CPX/0000770: CPX.0039499	New	40	01	4	Various	Various	45	18.49045247	-34.07965117	7 654	7 002	7 002	568	1 121	(553)	-49.3%	7 002
Human Settlements	Informal Settlements: Inf Settlem Upgr: Phola Park, Gugulethu	CPX.0039520	New	40	01	4	Various	Various	39	18.57198749	-34.00153948	6 715	2 169	2 169	–	362	(362)	-100.0%	2 169
Human Settlements	Informal Settlements: Inf Settlem Upgr: Robben Eiland	CPX/0000770: CPX.0039447	New	40	01	4	Various	Various	85	18.85428539	-34.1134883	62	500	500	–	100	(100)	-100.0%	500
Human Settlements	Informal Settlements: Inf Settlem Upgr: Steve Biko Khayelitsha	CPX.0042206	New	40	01	4	Various	Various	98	18.66266805	-34.05861741	1 677	1 219	1 219	258	207	51	24.5%	1 219
Human Settlements	Informal Settlements: Inf Settlem Upgr: Victoria Mxenge	CPX/0000770: CPX.0039492	New	40	01	4	Various	Various	91	18.65595052	-34.02508419	1 956	1 347	1 347	116	225	(109)	-48.5%	1 347
Human Settlements	Informal Settlements: Inf Settlem Upgr: Vlakteplaas TRA	CPX/0000770: CPX.0042048	New	40	01	4	Various	Various	100	18.87813398	-34.12407715	372	13 039	13 039	115	2 173	(2 058)	-94.7%	13 039
Human Settlements	Informal Settlements: Inf Settlem Upgr: Wolwerivier	CPX/0000770: CPX.0039449	New	40	01	4	Various	Various	23	18.51348483	-33.72870263	1 357	1 510	1 510	–	–	–	-	1 510
Human Settlements	Informal Settlements: Inf Settlem Upgr:Military Heights-Retrea	CPX/0000770: CPX.0022267	New	40	01	4	Various	Various	45	18.48920361	-34.07531013	6 100	16 000	16 000	175	2 200	(2 025)	-92.1%	16 000
Human Settlements	Informal Settlements: Inf Settlem Upgr:Village Heights Retreat	CPX/0000770: CPX.0022266	New	40	01	4	Various	Various	45	18.49441052	-34.07431956	17 808	21 125	21 125	323	3 000	(2 677)	-89.2%	21 125
Human Settlements	Informal Settlements: Inf Settlements Enkanini Project: PH 2	CPX.0039769	New	40	01	4	Various	Various	95	18.70455075	-34.05764432	–	8 928	8 928	–	–	–	-	8 928
Human Settlements	Informal Settlements: Trunking Radios: Additional FY27	CPX/0029292: CPX.0035425	New	40	04	9	Machinery and Equipment	Machinery and Equipment	Corp Inf			–	30	30	–	–	–	-	30
Human Settlements	Public Housing: Area Central - Building Works FY27	CPX/0020004: CPX.0042101	Upgrade	30	01	4	Housing	Social Housing	Area Central	18.588474	-33.944204	–	14 000	14 000	419	–	419	100.0%	14 000
Human Settlements	Public Housing: Area Central - Ext (Staircases) FY27	CPX/0020004: CPX.0022481	Upgrade	30	01	4	Housing	Social Housing	Area Central	18.588474	-33.944204	–	26 000	26 000	4 975	4 120	855	20.8%	26 000
Human Settlements	Public Housing: Area Central - Services (Elec) FY27	CPX/0020004: CPX.0022482	Upgrade	30	01	4	Housing	Social Housing	Area Central	18.588474	-33.944204	–	8 000	8 000	3 257	–	3 257	100.0%	8 000
Human Settlements	Public Housing: Area East - Building Works FY27	CPX/0020017: CPX.0042092	Upgrade	30	01	4	Housing	Social Housing	Area East	18.906682	-34.119396	–	20 000	20 000	–	–	–	-	20 000
Human Settlements	Public Housing: Area East - Ext (Civils) FY27	CPX/0020017: CPX.0022484	Upgrade	30	01	4	Housing	Social Housing	Area East	18.906682	-34.119396	–	10 000	6 993	931	931	(0)	0.0%	6 993
Human Settlements	Public Housing: Area East - Ext (Roofing) FY26	CPX/0020017: CPX.0022333	Upgrade	30	01	4	Housing	Social Housing	Area East	18.89648798	-34.12053928	54 377	–	–	–	–	–	-	–
Human Settlements	Public Housing: Area East - Ext (Roofing) FY27	CPX/0020017: CPX.0022455	Upgrade	30	01	4	Housing	Social Housing	Area East	18.8319272 1	-34.08005746	–	4 000	7 007	–	–	–	-	7 007
Human Settlements	Public Housing: Area East - Services (Elec) FY27	CPX/0020017: CPX.0022498	Upgrade	30	01	4	Housing	Social Housing	Area East	18.906682	-34.119396	–	6 250	6 250	2 374	–	2 374	100.0%	6 250
Human Settlements	Public Housing: Area North - Ext (Staircases) FY27	CPX/0020005: CPX.0022504	Upgrade	30	01	4	Housing	Social Housing	Area North	18.563564	-33.736739	–	20 000	20 000	8 572	4 250	4 322	101.7%	20 000
Human Settlements	Public Housing: Area North - Services (Elec) FY27	CPX/0020005: CPX.0022505	Upgrade	30	01	4	Housing	Social Housing	City-Wide	18.563564	-33.736739	–	2 500	2 500	680	–	680	100.0%	2 500
Human Settlements	Public Housing: Area North - Services (Plumbing) FY27	CPX/0020005: CPX.0022506	Upgrade	30	01	4	Housing	Social Housing	Area North	18.563564	-33.736739	–	2 500	2 500	743	–	743	100.0%	2 500
Human Settlements	Public Housing: Area South - Building Works FY27	CPX/0020016: CPX.0042095	Upgrade	30	01	4	Housing	Social Housing	Area South	18.567084	-34.043757	–	20 000	20 000	8 206	1 594	6 612	414.9%	20 000
Human Settlements	Public Housing: Area South - Ext (Staircases) FY27	CPX/0020016: CPX.0034689	Upgrade	30	01	4	Housing	Social Housing	Area South	18.567084	-34.043757	–	14 000	14 000	8 955	4 480	4 475	99.9%	14 000
Human Settlements	Public Housing: Area South - Services (Electrical) FY27	CPX/0020016: CPX.0034727	Upgrade	30	01	4	Housing	Social Housing	Area South	18.567084	-34.043757	–	7 580	7 580	2 211	–	2 211	100.0%	7 580
Human Settlements	Public Housing: Backyarder Programme - Central FY27	CPX/0042110: CPX.0042114	Upgrade	40	03	2	Various	Various	Area Central	18.588474	-33.944204	–	4 875	4 875	–	–	–	-	4 875
Human Settlements	Public Housing: Backyarder Programme - East FY27	CPX/0042110: CPX.0042113	Upgrade	40	03	2	Various	Various	Area East	18.906682	-34.119396	–	4 918	4 918	–	–	–	-	4 918
Human Settlements	Public Housing: Backyarder Programme - North FY27	CPX/0042110: CPX.0042111	Upgrade	40	03	2	Various	Various	Area North	18.563564	-33.736739	–	5 875	5 875	–	–	–	-	5 875
Human Settlements	Public Housing: Backyarder Programme - South FY27	CPX/0042110: CPX.0042112	Upgrade	40	03	2	Various	Various	Area South	18.567084	-34.043757	–	5 875	5 875	–	–	–	-	5 875
Human Settlements	Public Housing: Clarke's Estate Reading Room - Fencing	CPX.0044029	Upgrade	30	04	4	Housing	Social Housing	42	18.58249135	-33.94012902	–	100	100	–	–	–	-	100
Human Settlements	Public Housing: Major Upgrading of Depots - Central FY27	CPX/0000808: CPX.0034642	Upgrade	30	01	4	Operational Buildings	Municipal Offices	Area Central	18.588474	-33.944204	–	652	652	–	–	–	-	652
Human Settlements	Public Housing: Major Upgrading of Depots - East FY27	CPX/0000808: CPX.0035045	Upgrade	30	01	4	Operational Buildings	Municipal Offices	Area East	18.906682	-34.119396	–	500	500	–	–	–	-	500
Human Settlements	Public Housing: Major Upgrading of Depots - North FY27	CPX/0000808: CPX.0034649	Upgrade	30	01	4	Operational Buildings	Municipal Offices	Area North	18.563564	-33.736739	–	500	500	–	–	–	-	500
Human Settlements	Public Housing: Major Upgrading of Depots - South FY27	CPX/0000808: CPX.0034787	Upgrade	30	01	4	Operational Buildings	Municipal Offices	Area South	18.567084	-34.043757	–	500	500	–	150	(150)	-100.0%	500
Human Settlements	Public Housing: Major Upgrading of Offices -Central FY27	CPX/0000809: CPX.0035223	Upgrade	30	01	4	Operational Buildings	Municipal Offices	Area Central	18.588474	-33.944204	–	1 500	1 500	1 208	–	1 208	100.0%	1 500
Human Settlements	Public Housing: Plant & Equipment: Additional FY27	CPX/0000824: CPX.0022475	New	43	04	9	Machinery and Equipment	Machinery and Equipment	Corp Inf			–	150	150	–	–	–	-	150
Human Settlements	Public Housing: Seven Oaks Court - Boundary Wall	CPX.0044041	Upgrade	30	04	4	Housing	Social Housing	26	18.57494766	-33.91926044	–	500	500	–	–	–	-	500
Human Settlements	Public Housing: Water Managem Dispensing - Central FY27	CPX/0042110: CPX.0042118	Upgrade	40	03	2	Various	Various	Area Central	18.588474	-33.944204	–	3 630	3 630	–	–	–	-	3 630
Human Settlements	Public Housing: Water Managem Dispensing - East FY27	CPX/0042110: CPX.0042117	Upgrade	40	03	2	Various	Various	Area East	18.906682	-34.119396	–	3 630	3 630	–	–	–	-	3 630
Human Settlements	Public Housing: Water Managem Dispensing - North FY27	CPX/0042110: CPX.0042115	Upgrade	40	03	2	Various	Various	Area North	18.563564	-33.736739	–	3 630	3 630	–	–	–	-	3 630
Human Settlements	Public Housing: Water Managem Dispensing - South FY27	CPX/0042110: CPX.0042116	Upgrade	40	03	2	Various	Various	Area South	18.567084	-34.043757	–	3 630	3 630	–	–	–	-	3 630
Human Settlements	Support Services: HS: Computer Equipment: Additional FY27	CPX/0017582: CPX.0034502	New	43	04	9	Computer Equipment	Computer Equipment	Corp Inf			–	800	796	770	396	373	94.2%	796
Human Settlements	Support Services: HS: Computer Equipment: Replacement FY27	CPX/0017581: CPX.0034550	Renewal	43	04	9	Computer Equipment	Computer Equipment	Corp Inf			–	784	770	770	506	264	52.2%	770
Human Settlements	Support Services: HS: Furniture: Additional FY27	CPX/0017524: CPX.0034690	New	43	04	9	Furniture and Office Equipment	Furniture and Office Equipment	Corp Inf			–	1 050	1 050	14	300	(286)	-95.5%	1 050
Human Settlements	Support Services: HS: Furniture: Replacement FY27	CPX/0018779: CPX.0034450	Renewal	43	04	9	Furniture and Office Equipment	Furniture and Office Equipment	Corp Inf			–	250	206	–	206	(206)	-100.0%	206
Human Settlements	Support Services: HS: Housing Contingency - Insurance FY27	CPX/0000794: CPX.0034534	Renewal	43	04	9	Computer Equipment	Computer Equipment	Corp Inf			–	100	100	–	–	–	-	100
Human Settlements	Support Services: HS: Housing Contingency - Insurance FY27	CPX/0017584: CPX.0034563	Renewal	43	04	9	Computer Equipment	Computer Equipment	Corp Inf			–	500	500	–	–	–	-	500
Human Settlements	Support Services: HS: Office Equipment: Additional FY27	CPX/0017524: CPX.0034483	New	43	04	9	Furniture and Office Equipment	Furniture and Office Equipment	Corp Inf			–	100	100	58	100	(42)	-42.5%	100
Human Settlements	Support Services: HS: Office Equipment: Replacement FY27	CPX/0018779: CPX.0034518	Renewal	43	04	9	Furniture and Office Equipment	Furniture and Office Equipment	Corp Inf			–	150	150	–	100	(100)	-100.0%	150
Human Settlements	Support Services: HS: Printers: Additional FY27	CPX/0017582: CPX.0034669	New	43	04	9	Computer Equipment	Computer Equipment	Corp Inf			–	280	253	253	253	(0)	0.0%	253
Human Settlements	Support Services: HS: Printers: Replacement FY27	CPX/0017581: CPX.0034673	Renewal	43	04	9	Computer Equipment	Computer Equipment	Corp Inf			–	334	316	253	316	(63)	-20.0%	316
Human Settlements	Support Services: HS: Vehicles: Additional FY27	CPX/0034126: CPX.0034610	New	43	04	9	Transport Assets	Transport Assets	Corp Inf			–	5 600	5 707	2 140	5 707	(3 567)	-62.5%	5 707
Office of the City Manager	Forensic Services: Computer Equipment: Replacement FY27	CPX/0003097: CPX.0025871	Renewal	43	04	9	Computer Equipment	Computer Equipment	Corp Inf			–	106	160	–	–	–	-	160
Office of the City Manager	Forensic Services: Digital Forensic Laboratory Construction	CPX.0040685	New	43	04	9	Operational Buildings	Laboratories	115	18.42895925	-33.92103733	2 659	200	295	–	–	–	-	295
Office of the City Manager	Forensic Services: Furniture: Additional FY27	CPX/0002988: CPX.0026171	New	40	04	9	Furniture and Office Equipment	Furniture and Office Equipment	Corp Inf			–	36	36	–	–	–	-	36
Office of the City Manager	Forensic Services: Office Equipment: Replacement FY27	CPX/0003099: CPX.0026157	Renewal	40	04	9	Furniture and Office Equipment	Furniture and Office Equipment	Corp Inf			–	36	36	–	–	–	-	36
Office of the City Manager	Internal Audit: Computer Equipment: Replacement FY27	CPX/0003045: CPX.0024469	Renewal	40	04	9	Computer Equipment	Computer Equipment	Corp Inf			–	61	61	53	–	53	100.0%	61
Office of the City Manager	Internal Audit: Furniture: Replacement FY27	CPX/0003049: CPX.0024582	Renewal	40	04	9	Furniture and Office Equipment	Furniture and Office Equipment	Corp Inf			–	7	7	–	–	–	-	7
Office of the City Manager	Internal Audit: IA Electronic Working Paper SolutionFY27	CPX/0035650: CPX.0039010	New	40	04	9	Licences and Rights	Computer Software and Applications	Corp Inf			–	723	723	–	–	–	-	723

Function												2025/26	Budget Year 2026/27						
R Thousand	Project Description	Project Number	Type	MTDP Service Outcome	IUDF	Own Strategic Objectives	Asset Class	Asset Sub-Class	Ward Location	GPS Longitude	GPS Lattitude	Provisional Outcome	Original Budget	Adjusted Budget	YearTD actual	YearTD budget	YTD variance	YTD variance %	Full Year Forecast
Office of the City Manager	Legal Services: Computer Equipment: Additional FY27	CPX/0000040: CPX.0026295	New	43	04	9	Computer Equipment	Computer Equipment	Corp Inf			–	55	55	–	–	–	-	55
Office of the City Manager	Legal Services: Computer Equipment: Replacement FY27	CPX/0000041: CPX.0026940	Renewal	43	04	9	Computer Equipment	Computer Equipment	Corp Inf			–	1 000	1 000	1 000	–	1 000	100.0%	1 000
Office of the City Manager	Legal Services: Furniture: Replacement FY27	CPX/0000039: CPX.0026153	Renewal	40	04	9	Furniture and Office Equipment	Furniture and Office Equipment	Corp Inf			–	20	20	–	3	(3)	-100.0%	20
Office of the City Manager	Legal Services: Office Equipment: Replacement FY27	CPX/0000039: CPX.0026092	Renewal	40	04	9	Furniture and Office Equipment	Furniture and Office Equipment	Corp Inf			–	70	70	10	13	(2)	-18.4%	70
Office of the City Manager	Legal Services: Office Furniture: Additional FY27	CPX/0000092: CPX.0027065	New	40	04	9	Furniture and Office Equipment	Furniture and Office Equipment	Corp Inf			–	20	20	16	18	(3)	-14.4%	20
Office of the City Manager	Management: City Manager: Computer Equipment: Additional FY27	CPX/0009919: CPX.0026994	New	43	04	9	Computer Equipment	Computer Equipment	Corp Inf			–	43	43	–	–	–	-	43
Office of the City Manager	Management: City Manager: Computer Equipment: Replacement FY27	CPX/0016146: CPX.0027020	Renewal	43	04	9	Computer Equipment	Computer Equipment	Corp Inf			–	359	359	–	120	(120)	-100.0%	359
Office of the City Manager	Management: City Manager: Furniture: Additional FY27	CPX/0005136: CPX.0027079	New	40	04	9	Furniture and Office Equipment	Furniture and Office Equipment	Corp Inf			–	65	65	–	–	–	-	65
Office of the City Manager	Management: City Manager: OCM Contingency Provision Insurance FY27	CPX/0000022: CPX.0027036	Renewal	40	04	9	Furniture and Office Equipment	Furniture and Office Equipment	Corp Inf			–	50	50	–	–	–	-	–
Office of the City Manager	Management: City Manager: Office Equipment: Additional FY27	CPX/0005136: CPX.0027145	New	40	04	9	Furniture and Office Equipment	Furniture and Office Equipment	Corp Inf			–	22	22	–	–	–	-	22
Office of the City Manager	Management: City Manager: Office Equipment: Replacement FY27	CPX/0009574: CPX.0027179	Renewal	40	04	9	Furniture and Office Equipment	Furniture and Office Equipment	Corp Inf			–	43	43	–	–	–	-	43
Office of the City Manager	Office of the Mayor: Computer Equipment: Additional FY27	CPX/0029833: CPX.0037265	New	43	04	9	Computer Equipment	Computer Equipment	Corp Inf			–	62	105	50	50	–	-	105
Office of the City Manager	Office of the Mayor: Computer Equipment: Replacement FY27	CPX/0033250: CPX.0033226	Renewal	43	04	9	Computer Equipment	Computer Equipment	Corp Inf			–	200	177	177	177	–	-	177
Office of the City Manager	Office of the Mayor: Furniture: Replacement FY27	CPX/0027117: CPX.0027770	Renewal	40	04	9	Furniture and Office Equipment	Furniture and Office Equipment	Corp Inf			–	97	77	7	8	(1)	-15.4%	77
Office of the City Manager	Office of the Mayor: Office Equipment: Replacement FY27	CPX/0027117: CPX.0026324	Renewal	40	04	9	Furniture and Office Equipment	Furniture and Office Equipment	Corp Inf			–	36	36	–	–	–	-	36
Office of the City Manager	Ombudsman: Computer Equipment: Replacement FY27	CPX/0000106: CPX.0025395	Renewal	43	04	9	Computer Equipment	Computer Equipment	Corp Inf			–	125	125	–	–	–	-	125
Safety & Security	Capital Programs & Projects: S&S: SS Contingency Prov - Construction FY27	CPX/0043875: CPX.0044132	New	35	02	3	Operational Buildings	Municipal Offices	City-Wide	18.52501894	-34.14115605	–	1 144	1 144	–	–	–	-	1 144
Safety & Security	Disaster Management Risk Centre: Area Office expansion: North	CPX/0041440: CPX.0025738	Upgrade	40	04	7	Operational Buildings	Municipal Offices	111	18.68452657	-33.87897931	863	3 000	3 000	625	–	625	100.0%	3 000
Safety & Security	Disaster Management Risk Centre: Computer Equipment: Replacement FY27	CPX/0021525: CPX.0025276	Renewal	40	04	7	Computer Equipment	Computer Equipment	Corp Inf			–	300	307	301	275	26	9.6%	307
Safety & Security	Disaster Management Risk Centre: Constr: Fish Hoek Garage Vol base	CPX.0025760	New	40	04	7	Operational Buildings	Municipal Offices	64	18.41475927	-34.12843832	2 902	–	175	–	–	–	-	175
Safety & Security	Disaster Management Risk Centre: Furniture: Additional FY27	CPX/0018998: CPX.0025521	New	40	04	7	Furniture and Office Equipment	Furniture and Office Equipment	Corp Inf			–	35	35	34	35	(0)	-0.7%	35
Safety & Security	Disaster Management Risk Centre: Office Equipment: Additional FY27	CPX/0018998: CPX.0025351	New	40	04	7	Furniture and Office Equipment	Furniture and Office Equipment	Corp Inf			–	50	48	48	48	(0)	0.0%	50
Safety & Security	Disaster Management Risk Centre: Printers: Replacement FY27	CPX/0021525: CPX.0025360	Renewal	40	04	7	Computer Equipment	Computer Equipment	Corp Inf			–	70	69	45	69	(24)	-35.5%	69
Safety & Security	Disaster Management Risk Centre: Vehicles (Volunteers): Additional FY27	CPX/0000805: CPX.0025703	New	40	04	7	Transport Assets	Transport Assets	Corp Inf			–	775	771	–	–	–	-	771
Safety & Security	Emergency Policing Incident Control: Computer Equipment: Replacement FY27	CPX/0032171: CPX.0032220	Renewal	43	02	3	Computer Equipment	Computer Equipment	Corp Inf			–	200	1 829	1 824	–	1 824	100.0%	1 829
Safety & Security	Emergency Policing Incident Control: EPIC Portable Printers: Add FY27	CPX/0030848: CPX.0031687	New	43	02	3	Computer Equipment	Computer Equipment	Corp Inf			–	1 216	884	–	–	–	-	884
Safety & Security	Emergency Policing Incident Control: EPIC Portable Printers: Repl FY27	CPX/0031711: CPX.0031714	Renewal	43	02	3	Computer Equipment	Computer Equipment	Corp Inf			–	6 146	–	–	–	–	-	–
Safety & Security	Emergency Policing Incident Control: EPIC1.1:Computer Aided Dispatch System	CPX.0021901	New	43	02	3	Computer Equipment	Computer Equipment	Corp Inf			25 486	5 000	5 000	1 065	2 299	(1 234)	-53.7%	5 000
Safety & Security	Emergency Policing Incident Control: Handheld Mobile EPIC Devices: Add FY27	CPX/0030848: CPX.0031677	New	43	02	3	Computer Equipment	Computer Equipment	Corp Inf			–	1 968	1 968	–	–	–	-	1 968
Safety & Security	Emergency Policing Incident Control: Handheld Mobile EPIC Devices: Repl FY27	CPX/0031711: CPX.0031722	Renewal	43	02	3	Computer Equipment	Computer Equipment	Corp Inf			–	8 225	6 596	–	–	–	-	6 596
Safety & Security	Emergency Policing Incident Control: Office Furniture: Additional FY27	CPX/0035185: CPX.0032228	New	43	02	3	Furniture and Office Equipment	Furniture and Office Equipment	Corp Inf			–	57	407	–	–	–	-	407
Safety & Security	Emergency Policing Incident Control: Office Furniture: Replacement FY27	CPX/0035186: CPX.0026065	Renewal	43	02	3	Furniture and Office Equipment	Furniture and Office Equipment	Corp Inf			–	50	50	–	–	–	-	50
Safety & Security	Emergency Policing Incident Control: Printers: Additional FY27	CPX/0035188: CPX.0039588	New	43	02	3	Furniture and Office Equipment	Furniture and Office Equipment	Corp Inf			–	80	80	–	80	(80)	-100.0%	80
Safety & Security	Emergency Policing Incident Control: Printers: Replacement FY27	CPX/0032171: CPX.0039589	Renewal	43	02	3	Computer Equipment	Computer Equipment	Corp Inf			–	45	45	–	–	–	-	45
Safety & Security	Emergency Policing Incident Control: RPAS Hardware & Software: Repl FY27	CPX/0038932: CPX.0038933	Renewal	43	02	3	Information and Communication Infrastructure	Data Centres	Corp Inf			–	1 000	1 000	–	–	–	-	1 000
Safety & Security	Emergency Policing Incident Control: Specialised Vehicles: Additional FY27	CPX/0031580: CPX.0031584	New	34	02	3	Transport Assets	Transport Assets	Corp Inf			–	924	924	882	–	882	100.0%	924
Safety & Security	Events: Furniture: Additional FY27	CPX/0018928: CPX.0024373	New	40	04	9	Furniture and Office Equipment	Furniture and Office Equipment	Corp Inf			–	100	100	–	–	–	-	100
Safety & Security	Events: Kitchen Equipment: Additional FY27	CPX/0040815: CPX.0029482	New	40	04	9	Furniture and Office Equipment	Furniture and Office Equipment	Corp Inf			–	5	5	–	–	–	-	5
Safety & Security	Events: Kitchen Equipment: Replacement FY27	CPX/0040814: CPX.0029674	Renewal	40	04	9	Furniture and Office Equipment	Furniture and Office Equipment	Corp Inf			–	5	5	–	–	–	-	5
Safety & Security	Events: Office Equipment: Additional FY27	CPX/0018928: CPX.0029293	New	40	04	9	Furniture and Office Equipment	Furniture and Office Equipment	Corp Inf			–	100	100	–	–	–	-	100
Safety & Security	Events: Office Equipment: Replacement FY27	CPX/0015275: CPX.0029109	Renewal	40	04	9	Furniture and Office Equipment	Furniture and Office Equipment	Corp Inf			–	100	100	13	–	13	100.0%	100
Safety & Security	Events: Plant & Equipment: Additional FY27	CPX/0042236: CPX.0042237	New	40	03	9	Machinery and Equipment	Machinery and Equipment	Corp Inf			–	200	200	–	–	–	-	200
Safety & Security	Events: Plant & Equipment: Replacement FY27	CPX/0042177: CPX.0042178	Renewal	30	04	9	Machinery and Equipment	Machinery and Equipment	Corp Inf			–	50	50	–	–	–	-	50
Safety & Security	Events: Printers: Replacement FY27	CPX/0015272: CPX.0025106	Renewal	40	04	9	Computer Equipment	Computer Equipment	Corp Inf			–	150	150	–	–	–	-	150
Safety & Security	Events: Specialised IT Equipment: Add FY27	CPX/0007367: CPX.0024895	New	40	04	9	Computer Equipment	Computer Equipment	Corp Inf			–	200	200	–	–	–	-	200
Safety & Security	Events: Vehicles: Additional FY27	CPX/0010099: CPX.0025004	New	40	04	9	Transport Assets	Transport Assets	Corp Inf			–	1 325	1 325	893	–	893	100.0%	1 325
Safety & Security	Fire Services: Brooklyn Fire Station Upgrade	CPX/0025331: CPX.0042368	Upgrade	43	02	3	Community Facilities	Fire/Ambulance Stations	55	18.48053348	-33.91596646	–	5 000	5 000	–	–	–	-	5 000
Safety & Security	Fire Services: Computer Equipment: Additional FY27	CPX/0033916: CPX.0042300	New	43	02	3	Computer Equipment	Computer Equipment	Corp Inf			–	165	165	–	–	–	-	165
Safety & Security	Fire Services: Constantia Fire Station Upgrade	CPX/0025331: CPX.0025333	Upgrade	43	02	3	Community Facilities	Fire/Ambulance Stations	62	18.44247192	-34.02111838	2 000	7 000	7 000	–	1 848	(1 848)	-100.0%	7 000
Safety & Security	Fire Services: Epping Fire Station Major Upgrade	CPX/0039597: CPX.0044351	Upgrade	35	02	3	Community Facilities	Fire/Ambulance Stations	53	18.54242538	-33.92746098	–	1 000	1 000	–	–	–	-	1 000
Safety & Security	Fire Services: Epping Fire Training Centre Construction	CPX.0039598	New	35	02	3	Operational Buildings	Training Centres	53	18.54218935	-33.92763483	–	2 000	2 000	–	–	–	-	2 000
Safety & Security	Fire Services: Fire Facilities Minor Upgr: Build FY27	CPX/0039807: CPX.0039840	Upgrade	43	02	3	Operational Buildings	Municipal Offices	Corp Inf			–	2 500	2 500	–	–	–	-	2 500
Safety & Security	Fire Services: Fire Facilities Minor Upgr: Fencing FY27	CPX/0039807: CPX.0039843	Upgrade	43	02	3	Operational Buildings	Municipal Offices	Corp Inf			–	2 500	2 500	–	–	–	-	2 500
Safety & Security	Fire Services: Fire Fighting Equipment: Replacem FY27	CPX/0000724: CPX.0017444	Renewal	43	02	3	Machinery and Equipment	Machinery and Equipment	Corp Inf			–	978	1 422	–	264	(264)	-100.0%	1 422
Safety & Security	Fire Services: FS Bellville Uniform Stores Upgrade	CPX.0039594	Upgrade	34	02	3	Community Facilities	Fire/Ambulance Stations	10	18.63826166	-33.90547096	2 000	10 400	10 400	–	–	–	-	13 400
Safety & Security	Fire Services: Furniture: Additional FY27	CPX/0018842: CPX.0024711	New	43	02	3	Furniture and Office Equipment	Furniture and Office Equipment	Corp Inf			–	35	–	–	–	–	-	–
Safety & Security	Fire Services: Furniture: Replacement FY27	CPX/0000792: CPX.0024485	Renewal	43	02	3	Furniture and Office Equipment	Furniture and Office Equipment	Corp Inf			–	180	404	171	179	(8)	-4.7%	404
Safety & Security	Fire Services: Hazmat Equipment: Replacement FY27	CPX/0000725: CPX.0017536	Renewal	43	02	3	Machinery and Equipment	Machinery and Equipment	Corp Inf			–	413	413	–	–	–	-	413
Safety & Security	Fire Services: Kommetjie Fire Station Upgrade	CPX/0025331: CPX.0032665	Upgrade	43	02	3	Community Facilities	Fire/Ambulance Stations	69	18.3780673	-34.13447529	879	–	121	–	–	–	-	121
Safety & Security	Fire Services: Medical Equipment: Replacement FY27	CPX/0000726: CPX.0017569	Renewal	43	02	3	Machinery and Equipment	Machinery and Equipment	Corp Inf			–	220	165	–	122	(122)	-100.0%	165
Safety & Security	Fire Services: Mfuleni Fire Station Upgrade	CPX.0025332	Upgrade	43	02	3	Community Facilities	Fire/Ambulance Stations	108	18.68751381	-34.00262415	–	3 000	3 000	–	175	(175)	-100.0%	–
Safety & Security	Fire Services: Office Equipment: Additional FY27	CPX/0018842: CPX.0039622	New	43	02	3	Furniture and Office Equipment	Furniture and Office Equipment	Corp Inf			–	10	6	6	6	–	-	6
Safety & Security	Fire Services: Office Equipment: Replacement FY27	CPX/0000792: CPX.0039639	Renewal	43	02	3	Furniture and Office Equipment	Furniture and Office Equipment	Corp Inf			–	10	7	7	7	–	-	7
Safety & Security	Fire Services: Printer: Additional FY27	CPX/0033916: CPX.0042314	New	43	02	3	Computer Equipment	Computer Equipment	Corp Inf			–	165	163	23	163	(141)	-86.2%	163
Safety & Security	Fire Services: Specialised Equipment: Additional FY27	CPX/0044232: CPX.0042200	New	43	02	3	Machinery and Equipment	Machinery and Equipment	Corp Inf			–	125	–	–	–	–	-	–
Safety & Security	Fire Services: Specialised Equipment: Replacement FY27	CPX/0042047: CPX.0042203	Renewal	43	02	3	Machinery and Equipment	Machinery and Equipment	Corp Inf			–	125	125	–	–	–	-	125
Safety & Security	Fire Services: Specialised Vehicles: Additional FY27	CPX/0042204: CPX.0042205	New	43	02	3	Transport Assets	Transport Assets	Corp Inf			–	5 750	5 750	–	–	–	-	5 750
Safety & Security	Fire Services: Vehicle Modifications FY27	CPX/0042231: CPX.0042277	Upgrade	43	02	3	Transport Assets	Transport Assets	Corp Inf			–	500	500	–	–	–	-	500
Safety & Security	Management: Safety & Security: SS Contingency Provision Insurance FY27	CPX/0000720: CPX.0023870	Renewal	43	02	9	Furniture and Office Equipment	Furniture and Office Equipment	Corp Inf			–	350	350	–	–	–	-	350
Safety & Security	Metropolitan Police Services: CCTV Camera - Langeberg Avenue	CPX.0044033	New	34	04	3	Operational Buildings	Municipal Offices	92	18.6412309	-34.05913832	–	350	350	–	–	–	-	350

Function												2025/26	Budget Year 2026/27						
R Thousand	Project Description	Project Number	Type	MTDP Service Outcome	IUDF	Own Strategic Objectives	Asset Class	Asset Sub-Class	Ward Location	GPS Longitude	GPS Lattitude	Provisional Outcome	Original Budget	Adjusted Budget	YearTD actual	YearTD budget	YTD variance	YTD variance %	Full Year Forecast
Safety & Security	Metropolitan Police Services: CCTV Camera - Sheffield & New Eisleben	CPX.0044035	New	34	04	3	Operational Buildings	Municipal Offices	34	18.59326108	-34.00790223	–	550	550	–	–	–	-	550
Safety & Security	Metropolitan Police Services: CCTV Camera - Tafelsig Community Centre	CPX.0044036	New	34	04	3	Operational Buildings	Municipal Offices	92	18.63793984	-34.05920846	–	350	350	–	–	–	-	350
Safety & Security	Metropolitan Police Services: CCTV Cameras - Hlonela Street	CPX.0044037	New	34	04	3	Operational Buildings	Municipal Offices	98	18.67747737	-34.06197938	–	300	300	–	–	–	-	300
Safety & Security	Metropolitan Police Services: CCTV Cameras - Ravensmead MPC	CPX.0044038	New	34	04	3	Operational Buildings	Municipal Offices	25	18.59239934	-33.93009008	–	480	480	–	–	–	-	480
Safety & Security	Metropolitan Police Services: CCTV Cameras - Ward 84	CPX.0038375	New	34	04	3	Operational Buildings	Municipal Offices	84	18.86171738	-34.09412741	–	150	150	75	–	75	100.0%	150
Safety & Security	Metropolitan Police Services: CCTV Cameras - Ward 99	CPX.0044039	New	34	04	3	Operational Buildings	Municipal Offices	99	18.67850575	-34.06824222	–	300	300	–	–	–	-	300
Safety & Security	Metropolitan Police Services: CCTV Equipment: Additional FY27	CPX/0021447: CPX.0029964	New	43	02	3	Operational Buildings	Municipal Offices	Corp Inf			–	500	500	–	–	–	-	500
Safety & Security	Metropolitan Police Services: CCTV Equipment: Replacement FY27	CPX/0029915: CPX.0029916	Renewal	43	02	3	Operational Buildings	Municipal Offices	Corp Inf			–	550	550	–	–	–	-	550
Safety & Security	Metropolitan Police Services: CCTV Monitoring Station - Macassar	CPX.0035050	New	34	04	3	Operational Buildings	Municipal Offices	109	18.76558363	-34.06069144	–	160	160	–	–	–	-	160
Safety & Security	Metropolitan Police Services: CCTV Network Extension & Upgrade FY27	CPX/0032285: CPX.0042330	Upgrade	43	03	3	Machinery and Equipment	Machinery and Equipment	City-Wide	18.52501894	-34.14115605	–	2 000	2 000	–	–	–	-	2 000
Safety & Security	Metropolitan Police Services: CCTV/LPR Camera - Ward 105	CPX.0044060	New	34	04	3	Operational Buildings	Municipal Offices	105	18.66975426	-33.73041331	–	75	75	–	–	–	-	75
Safety & Security	Metropolitan Police Services: CCTV/LPR Cameras - Langa	CPX.0040729	New	34	04	3	Operational Buildings	Municipal Offices	52	18.5389851	-33.94827634	279	570	570	–	–	–	-	570
Safety & Security	Metropolitan Police Services: CCTV/LPR Cameras - Ward 100	CPX.0044061	New	34	04	3	Operational Buildings	Municipal Offices	100	18.89367567	-34.15437074	–	450	450	–	–	–	-	450
Safety & Security	Metropolitan Police Services: CCTV/LPR Cameras - Ward 21	CPX.0044062	New	34	04	3	Operational Buildings	Municipal Offices	21	18.65145072	-33.8617193	–	150	150	–	–	–	-	150
Safety & Security	Metropolitan Police Services: CCTV/LPR Cameras - Ward 30	CPX.0044063	New	34	04	3	Operational Buildings	Municipal Offices	30	18.55087547	-33.98381489	–	120	120	–	–	–	-	120
Safety & Security	Metropolitan Police Services: CCTV/LPR Cameras - Ward 44	CPX.0044064	New	34	04	3	Operational Buildings	Municipal Offices	44	18.55530603	-33.97082242	–	245	245	–	–	–	-	245
Safety & Security	Metropolitan Police Services: CCTV/LPR Cameras - Ward 5	CPX.0040626	New	34	04	3	Operational Buildings	Municipal Offices	5	18.53491809	-33.87208713	–	85	85	–	–	–	-	85
Safety & Security	Metropolitan Police Services: CCTV/LPR Cameras - Ward 58	CPX.0043927	New	34	04	3	Operational Buildings	Municipal Offices	58	18.47630036	-33.97386868	–	140	140	–	–	–	-	140
Safety & Security	Metropolitan Police Services: CCTV/LPR Cameras - Ward 66	CPX.0043929	New	34	04	3	Operational Buildings	Municipal Offices	66	18.52084201	-34.01651978	–	400	400	–	–	–	-	400
Safety & Security	Metropolitan Police Services: Computer Equipment - CCTV: Add FY27	CPX/0031167: CPX.0032255	New	43	04	3	Computer Equipment	Computer Equipment	Corp Inf			–	200	200	–	–	–	-	200
Safety & Security	Metropolitan Police Services: Computer Equipment - CCTV: Repl FY27	CPX/0035620: CPX.0039634	Renewal	43	04	3	Computer Equipment	Computer Equipment	Corp Inf			–	160	160	131	–	131	100.0%	160
Safety & Security	Metropolitan Police Services: Computer Equipment - HQ: Additional FY27	CPX/0031167: CPX.0023724	New	43	04	3	Computer Equipment	Computer Equipment	Corp Inf			–	30	–	–	–	–	-	–
Safety & Security	Metropolitan Police Services: Computer Equipment - HQ: Replacem FY27	CPX/0035620: CPX.0023668	Renewal	43	04	3	Computer Equipment	Computer Equipment	Corp Inf			–	500	530	526	–	526	100.0%	530
Safety & Security	Metropolitan Police Services: Computer Equipment - T&D: Add FY27	CPX/0031167: CPX.0032187	New	43	04	3	Computer Equipment	Computer Equipment	Corp Inf			–	330	330	316	330	(14)	-4.4%	330
Safety & Security	Metropolitan Police Services: Computer Equipment - T&D: Replacem FY27	CPX/0035620: CPX.0032305	Renewal	43	04	3	Computer Equipment	Computer Equipment	Corp Inf			–	300	300	289	300	(11)	-3.6%	300
Safety & Security	Metropolitan Police Services: Firearms & related Equipment: Add FY27	CPX/0000744: CPX.0023683	New	34	04	3	Machinery and Equipment	Machinery and Equipment	Corp Inf			–	172	198	–	–	–	-	172
Safety & Security	Metropolitan Police Services: Furniture - CCTV: Replacement FY27	CPX/0019086: CPX.0033874	Renewal	48	04	3	Furniture and Office Equipment	Furniture and Office Equipment	Corp Inf			–	350	–	–	–	–	-	–
Safety & Security	Metropolitan Police Services: Furniture - HQ: Additional FY27	CPX/0020424: CPX.0024576	New	48	04	3	Furniture and Office Equipment	Furniture and Office Equipment	Corp Inf			–	50	50	–	–	–	-	50
Safety & Security	Metropolitan Police Services: Furniture - HQ: Replacement FY27	CPX/0019086: CPX.0024491	Renewal	48	04	3	Furniture and Office Equipment	Furniture and Office Equipment	Corp Inf			–	70	70	–	–	–	-	70
Safety & Security	Metropolitan Police Services: Furniture - T&D: Additional FY27	CPX/0020424: CPX.0032327	New	48	04	3	Furniture and Office Equipment	Furniture and Office Equipment	Corp Inf			–	50	50	–	–	–	-	50
Safety & Security	Metropolitan Police Services: Furniture - T&D: Replacement FY27	CPX/0019086: CPX.0032272	Renewal	48	04	3	Furniture and Office Equipment	Furniture and Office Equipment	Corp Inf			–	50	50	–	–	–	-	50
Safety & Security	Metropolitan Police Services: Gymnasium Equipment: Additional T&D FY27	CPX/0030830: CPX.0042425	New	34	04	3	Machinery and Equipment	Machinery and Equipment	Corp Inf			–	100	100	–	–	–	-	100
Safety & Security	Metropolitan Police Services: Kitchen Equipment - HQ: Replacement FY27	CPX/0040876: CPX.0032338	Renewal	34	04	3	Furniture and Office Equipment	Furniture and Office Equipment	Corp Inf			–	15	15	–	–	–	-	15
Safety & Security	Metropolitan Police Services: Kitchen Equipment - T&D: Additional FY27	CPX/0032346: CPX.0032366	New	34	04	3	Furniture and Office Equipment	Furniture and Office Equipment	Corp Inf			–	20	20	17	20	(3)	-15.5%	20
Safety & Security	Metropolitan Police Services: Kitchen Equipment - T&D: Replacem FY27	CPX/0032385: CPX.0032391	Renewal	34	04	3	Furniture and Office Equipment	Furniture and Office Equipment	Corp Inf			–	20	20	15	20	(5)	-23.5%	20
Safety & Security	Metropolitan Police Services: LPR Camera - Beverley St, Eersteriver	CPX.0044050	New	34	04	3	Operational Buildings	Municipal Offices	16	18.73252529	-34.01881473	–	85	85	–	–	–	-	85
Safety & Security	Metropolitan Police Services: LPR Camera - Huguenot Primary School	CPX.0044051	New	34	04	3	Operational Buildings	Municipal Offices	92	18.64074544	-34.06477352	–	100	100	–	–	–	-	100
Safety & Security	Metropolitan Police Services: LPR Camera - Main Road, Mfuleni	CPX.0044052	New	34	04	3	Operational Buildings	Municipal Offices	108	18.68080668	-33.98215248	–	85	85	–	–	–	-	85
Safety & Security	Metropolitan Police Services: LPR Camera - Ward 11	CPX.0044053	New	34	04	3	Operational Buildings	Municipal Offices	11	18.67935058	-33.94192049	–	85	85	–	–	–	-	85
Safety & Security	Metropolitan Police Services: LPR Camera - Ward 19	CPX.0044054	New	34	04	3	Operational Buildings	Municipal Offices	19	18.67197188	-33.95572722	–	85	85	–	–	–	-	85
Safety & Security	Metropolitan Police Services: Office Equipment - HQ: Additional FY27	CPX/0020424: CPX.0023733	New	48	04	3	Furniture and Office Equipment	Furniture and Office Equipment	Corp Inf			–	20	100	–	–	–	-	100
Safety & Security	Metropolitan Police Services: Office Equipment - HQ: Replacement FY27	CPX/0019086: CPX.0023977	Renewal	48	04	3	Furniture and Office Equipment	Furniture and Office Equipment	Corp Inf			–	15	2	–	–	–	-	2
Safety & Security	Metropolitan Police Services: Printers - CCTV: Replacement FY27	CPX/0035620: CPX.0033864	Renewal	43	04	3	Computer Equipment	Computer Equipment	Corp Inf			–	100	100	–	–	–	-	100
Safety & Security	Metropolitan Police Services: Printers - HQ: Replacement FY27	CPX/0035620: CPX.0024045	Renewal	43	04	3	Computer Equipment	Computer Equipment	Corp Inf			–	50	63	–	–	–	-	63
Safety & Security	Metropolitan Police Services: Printers - T&D: Additional FY27	CPX/0031167: CPX.0032146	New	43	04	3	Computer Equipment	Computer Equipment	Corp Inf			–	40	–	–	–	–	-	–
Safety & Security	Metropolitan Police Services: Printers - T&D: Replacement FY27	CPX/0035620: CPX.0032286	Renewal	43	04	3	Computer Equipment	Computer Equipment	Corp Inf			–	40	–	–	–	–	-	–
Safety & Security	Metropolitan Police Services: Property Improvement Training College	CPX.0016148	New	34	04	3	Operational Buildings	Municipal Offices	64	18.47794349	-34.10193788	14 996	83 075	83 075	–	7 969	(7 969)	-100.0%	83 075
Safety & Security	Metropolitan Police Services: PTZ Camera - Ottery	CPX.0044055	New	34	04	3	Operational Buildings	Municipal Offices	63	18.48864118	-34.02577349	–	200	200	–	–	–	-	200
Safety & Security	Metropolitan Police Services: PTZ Camera - Ward 109	CPX.0044056	New	34	04	3	Operational Buildings	Municipal Offices	109	18.76401231	-34.06040034	–	390	390	–	–	–	-	390
Safety & Security	Metropolitan Police Services: PTZ Cameras - Ward 55	CPX.0044057	New	34	04	3	Operational Buildings	Municipal Offices	55	18.49304086	-33.89208393	–	300	300	–	–	–	-	300
Safety & Security	Metropolitan Police Services: Radios & related equipment: Add FY27	CPX/0029954: CPX.0042708	New	34	04	3	Machinery and Equipment	Machinery and Equipment	Corp Inf			–	585	585	–	–	–	-	585
Safety & Security	Metropolitan Police Services: Radios & related equipment: Repl FY27	CPX/0000756: CPX.0029955	Renewal	34	04	3	Machinery and Equipment	Machinery and Equipment	Corp Inf			–	156	156	139	–	139	100.0%	156
Safety & Security	Metropolitan Police Services: Schaapkraal Shooting Range Upgrade Ph1	CPX.0036276	Upgrade	34	04	3	Operational Buildings	Training Centres	43	18.55417722	-34.03544055	–	2 705	2 705	–	–	–	-	2 705
Safety & Security	Metropolitan Police Services: Specialised IT Equipm - CCTV: Add FY27	CPX/0031167: CPX.0032242	New	43	04	3	Computer Equipment	Computer Equipment	Corp Inf			–	2 500	8 978	–	–	–	-	8 978
Safety & Security	Metropolitan Police Services: Specialised Vehicles: Additional FY27	CPX/0032358: CPX.0039679	New	48	03	3	Transport Assets	Transport Assets	Corp Inf			–	10 000	10 000	–	5 118	(5 118)	-100.0%	10 000
Safety & Security	Metropolitan Police Services: Vehicles: Additional FY27	CPX/0031178: CPX.0032126	New	34	04	3	Transport Assets	Transport Assets	Corp Inf			–	1 060	865	865	–	865	100.0%	865
Safety & Security	Metropolitan Police Services: Vehicles: Replacement FY27	CPX/0032406: CPX.0032411	Renewal	34	04	3	Transport Assets	Transport Assets	Corp Inf			–	1 590	1 585	1 585	–	1 585	100.0%	1 585
Safety & Security	Public Emergency Communications Centre: Computer Equipment: Replacement FY27	CPX/0021502: CPX.0025186	Renewal	43	02	3	Computer Equipment	Computer Equipment	Corp Inf			–	876	876	–	126	(126)	-100.0%	876
Safety & Security	Public Emergency Communications Centre: Furniture: Replacement FY27	CPX/0019084: CPX.0025289	Renewal	43	02	3	Furniture and Office Equipment	Furniture and Office Equipment	Corp Inf			–	126	126	–	126	(126)	-100.0%	126
Safety & Security	Public Safety: Computer Equip - Public Safety: Rep FY27	CPX/0040877: CPX.0039831	Renewal	43	04	3	Computer Equipment	Computer Equipment	Corp Inf			–	40	–	–	–	–	-	–
Safety & Security	Public Safety: Computer Equipment - Civ Over: Repl FY27	CPX/0040877: CPX.0031694	Renewal	43	04	3	Computer Equipment	Computer Equipment	Corp Inf			–	240	237	237	237	–	-	237
Safety & Security	Public Safety: Computer Equipment - LE: Additional FY27	CPX/0040843: CPX.0023837	New	43	03	3	Computer Equipment	Computer Equipment	Corp Inf			–	310	316	289	289	–	-	310
Safety & Security	Public Safety: Computer Equipment - LE: Replacem FY27	CPX/0040877: CPX.0023938	Renewal	43	03	3	Computer Equipment	Computer Equipment	Corp Inf			–	50	50	26	–	26	100.0%	50
Safety & Security	Public Safety: Computer Equipment - Traffic: Add FY27	CPX/0040843: CPX.0025517	New	43	02	3	Computer Equipment	Computer Equipment	Corp Inf			–	200	200	184	200	(16)	-8.0%	200
Safety & Security	Public Safety: Computer File Server - Traffic: Add FY27	CPX/0040843: CPX.0042025	New	43	02	3	Computer Equipment	Computer Equipment	Corp Inf			–	2 000	2 000	63	–	63	100.0%	2 000
Safety & Security	Public Safety: Joint Policing Centre: Upgrade & Refurbi	CPX.0026262	Upgrade	48	02	3	Operational Buildings	Municipal Offices	2	18.56599831	-33.88998756	18 463	10 000	10 000	461	820	(359)	-43.8%	10 000
Safety & Security	Public Safety: New Wynberg Municipal Court & SS Facilit	CPX.0037165	New	34	03	3	Operational Buildings	Municipal Offices	62	18.46864754	-34.00300491	4 353	1 150	1 150	–	–	–	-	1 150
Safety & Security	Public Safety: Office Equipm -Law Enforcement: Add FY27	CPX/0040874: CPX.0023305	New	34	03	3	Furniture and Office Equipment	Furniture and Office Equipment	Corp Inf			–	759	759	92	380	(288)	-75.9%	759
Safety & Security	Public Safety: Office Equipment - Traffic: Add FY27	CPX/0040874: CPX.0025596	New	34	02	3	Furniture and Office Equipment	Furniture and Office Equipment	Corp Inf			–	100	208	–	–	–	-	208
Safety & Security	Public Safety: Printers - Civ Oversight: Replacem FY27	CPX/0040877: CPX.0032211	Renewal	43	04	3	Computer Equipment	Computer Equipment	Corp Inf			–	100	63	63	63	–	-	63

Function												2025/26	Budget Year 2026/27						
R Thousand	Project Description	Project Number	Type	MTDP Service Outcome	IUDF	Own Strategic Objectives	Asset Class	Asset Sub-Class	Ward Location	GPS Longitude	GPS Lattitude	Provisional Outcome	Original Budget	Adjusted Budget	YearTD actual	YearTD budget	YTD variance	YTD variance %	Full Year Forecast
Safety & Security	Public Safety: Printers - Law Enforcement: Add FY27	CPX/0040843: CPX.0023897	New	43	03	3	Computer Equipment	Computer Equipment	Corp Inf			–	174	170	43	43	–	-	174
Safety & Security	Public Safety: Printers - Law Enforcement: Repl FY27	CPX/0040877: CPX.0023986	Renewal	43	03	3	Computer Equipment	Computer Equipment	Corp Inf			–	75	73	11	11	–	-	75
Safety & Security	Public Safety: Printers - Public Safety: Add FY27	CPX/0040843: CPX.0039783	New	43	04	3	Computer Equipment	Computer Equipment	Corp Inf			–	10	–	–	–	–	-	–
Safety & Security	Public Safety: Printers - Public Safety: Repl FY27	CPX/0040877: CPX.0039784	Renewal	43	04	3	Computer Equipment	Computer Equipment	Corp Inf			–	80	63	–	–	–	-	63
Safety & Security	Public Safety: Vehicles - School Resource Off: Add FY27	CPX/0008098: CPX.0042060	New	20	02	1	Transport Assets	Transport Assets	Corp Inf			–	2 402	2 402	–	–	–	-	2 402
Safety & Security	Support Services: S&S: Office Equipment: Additional FY27	CPX/0024832: CPX.0042175	New	43	02	9	Furniture and Office Equipment	Furniture and Office Equipment	Corp Inf			–	13	13	–	13	(13)	-100.0%	13
Spatial Planning & Environment	Development Management: Computer Equipment: Replacement FY27	CPX/0000301: CPX.0023451	Renewal	40	04	9	Computer Equipment	Computer Equipment	Corp Inf			–	2 380	2 380	2 341	–	2 341	100.0%	2 380
Spatial Planning & Environment	Development Management: E-systems enhancements ARC GIS upgrade	CPX/0006462: CPX.0023469	Upgrade	22	04	1	Licences and Rights	Computer Software and Applications	Corp Inf			2 627	5 970	9 475	1 441	3 535	(2 094)	-59.2%	9 475
Spatial Planning & Environment	Development Management: Furniture: Additional FY27	CPX/0035534: CPX.0032035	New	40	04	9	Furniture and Office Equipment	Furniture and Office Equipment	Corp Inf			–	15	15	11	–	11	100.0%	15
Spatial Planning & Environment	Development Management: Furniture: Replacement FY27	CPX/0035518: CPX.0032050	Renewal	40	04	9	Furniture and Office Equipment	Furniture and Office Equipment	Corp Inf			–	15	1 615	11	15	(4)	-24.7%	1 615
Spatial Planning & Environment	Development Management: Printers: Replacement FY27	CPX/0000301: CPX.0031967	Renewal	40	04	9	Computer Equipment	Computer Equipment	Corp Inf			–	180	180	–	125	(125)	-100.0%	180
Spatial Planning & Environment	Environmental Management: Biodiversity Vehicles: Additional FY27	CPX/0032670: CPX.0033212	New	40	04	5	Transport Assets	Transport Assets	Corp Inf			–	1 000	1 000	–	–	–	-	1 000
Spatial Planning & Environment	Environmental Management: Biodiversity Vehicles: Replacement FY27	CPX/0033367: CPX.0033164	Renewal	40	03	5	Transport Assets	Transport Assets	Corp Inf			–	1 000	1 000	–	–	–	-	1 000
Spatial Planning & Environment	Environmental Management: Bothy Building Upgrade	CPX.0038562	Upgrade	20	02	1	Operational Buildings	Municipal Offices	115	18.41816787	-33.92532538	896	1 123	1 203	19	223	(204)	-91.4%	1 203
Spatial Planning & Environment	Environmental Management: Bracken Visitor EEC Refurbishment	CPX.0012909	Renewal	40	02	5	Community Facilities	Nature Reserves	7	18.70877679	-33.87879912	10 667	–	956	–	–	–	-	956
Spatial Planning & Environment	Environmental Management: Coastal Environn Educ facility - Upgrade	CPX.0036663	Upgrade	40	03	5	Operational Buildings	Municipal Offices	61	18.47101565	-34.2294339	2 951	–	4 005	540	540	–	-	4 005
Spatial Planning & Environment	Environmental Management: Coastal Equipment: Additional FY27	CPX/0016758: CPX.0022850	New	40	02	5	Machinery and Equipment	Machinery and Equipment	Corp Inf			–	2 300	2 352	–	–	–	-	2 352
Spatial Planning & Environment	Environmental Management: Edith Stephens Nature Reserve Upgrade	CPX.0022533	Upgrade	40	03	5	Community Facilities	Nature Reserves	43	18.5520111	-34.00115576	1 733	933	933	–	63	(63)	-100.0%	933
Spatial Planning & Environment	Environmental Management: Environmental Law Enfor Equip: Repl FY27	CPX/0033316: CPX.0032809	Renewal	40	04	5	Machinery and Equipment	Machinery and Equipment	Corp Inf			–	100	100	–	–	–	-	100
Spatial Planning & Environment	Environmental Management: Environmental Law Enforce Veh: Repl FY27	CPX/0033314: CPX.0032541	Renewal	40	04	5	Transport Assets	Transport Assets	Corp Inf			–	500	500	–	–	–	-	500
Spatial Planning & Environment	Environmental Management: EPIC devices: Additional FY27	CPX/0033319: CPX.0033246	New	40	01	5	Computer Equipment	Computer Equipment	Corp Inf			–	500	500	–	–	–	-	500
Spatial Planning & Environment	Environmental Management: Fencing: Blaauwberg Nature Reserve Ph3	CPX/0000896: CPX.0033219	Upgrade	40	03	5	Operational Buildings	Municipal Offices	23	18.45891738	-33.76532773	462	500	1 383	–	–	–	-	1 383
Spatial Planning & Environment	Environmental Management: Fencing: False Bay Nature Reserve Ph3	CPX/0000896: CPX.0033128	Upgrade	40	03	5	Operational Buildings	Municipal Offices	67	18.51582195	-34.06885678	–	10 000	8 400	1 446	2 000	(554)	-27.7%	8 400
Spatial Planning & Environment	Environmental Management: Fencing: Steenbras Catchment area	CPX/0000896: CPX.0033150	Upgrade	40	03	5	Operational Buildings	Municipal Offices	100	18.8776898	-34.16034462	–	5 000	–	–	–	–	-	–
Spatial Planning & Environment	Environmental Management: Fencing: Table Bay Nature Reserve Ph1	CPX/0000896: CPX.0033157	Upgrade	40	03	5	Operational Buildings	Municipal Offices	113	18.49482107	-33.83684681	–	10 000	10 000	–	–	–	-	10 000
Spatial Planning & Environment	Environmental Management: Fencing: Witzands Nature Reserve Ph2	CPX/0000896: CPX.0033152	Upgrade	40	03	5	Operational Buildings	Municipal Offices	Subcouncil 1	18.50112002	-33.57969867	5 633	550	722	–	–	–	-	722
Spatial Planning & Environment	Environmental Management: Furniture: Additional FY26	CPX/0031639: CPX.0031890	New	40	04	9	Furniture and Office Equipment	Furniture and Office Equipment	Corp Inf			713	–	–	(2)	–	(2)	100.0%	–
Spatial Planning & Environment	Environmental Management: Furniture: Additional FY27	CPX/0031639: CPX.0031892	New	40	04	9	Furniture and Office Equipment	Furniture and Office Equipment	Corp Inf			–	15	15	–	–	–	-	15
Spatial Planning & Environment	Environmental Management: Furniture: Replacement FY27	CPX/0035519: CPX.0031939	Renewal	40	04	9	Furniture and Office Equipment	Furniture and Office Equipment	Corp Inf			–	15	15	–	–	–	-	15
Spatial Planning & Environment	Environmental Management: Harmony Flats EEC Refurbishment	CPX.0012907	Renewal	40	02	5	Community Facilities	Nature Reserves	100	18.85919626	-34.13660481	6 176	24 566	21 671	–	81	(81)	-100.0%	10 000
Spatial Planning & Environment	Environmental Management: Helderberg NatRes - Interpretive Signage	CPX.0040126	Upgrade	40	03	5	Community Facilities	Fire/Ambulance Stations	15	18.87181483	-34.05049116	42	–	158	–	–	–	-	153
Spatial Planning & Environment	Environmental Management: Helderberg Nature Res Tearoom Upgrade	CPX/0000896: CPX.0040951	Renewal	40	02	5	Community Facilities	Nature Reserves	84	18.8731032	-34.06241563	–	1 000	1 000	–	–	–	-	1 000
Spatial Planning & Environment	Environmental Management: Land Acquisition:Development OffseltsFY27	CPX/0000866: CPX.0022773	New	40	02	5	Land	Land	City-Wide	18.52501894	-34.14115605	–	10 000	16 750	–	–	–	-	16 750
Spatial Planning & Environment	Environmental Management: Lowering of Zeekoevlei Weir	CPX.0030629	Upgrade	40	02	5	Operational Buildings	Municipal Offices	67	18.50452941	-34.07086502	5 332	15 000	15 003	5 256	2 000	3 256	162.8%	15 003
Spatial Planning & Environment	Environmental Management: Macassar Beach CH - Lifeguard Equipment	CPX.0043813	Upgrade	40	02	5	Community Facilities	Public Open Space	109	18.7481588	-34.07504206	4	–	96	–	–	–	-	96
Spatial Planning & Environment	Environmental Management: Muizenberg Beach Front Upgrade	CPX.0016740	Upgrade	40	02	5	Coastal Infrastructure	Promenades	64	18.46907013	-34.10867771	98 504	63 541	66 717	12 771	12 771	–	-	66 717
Spatial Planning & Environment	Environmental Management: Nature Res Staff Accommodation Upgrade	CPX/0000896: CPX.0040927	Renewal	40	02	5	Community Facilities	Nature Reserves	City-Wide	18.52501894	-34.14115605	–	1 000	1 000	–	–	–	-	1 000
Spatial Planning & Environment	Environmental Management: Newlands&Claremont - Interpretive Signs	CPX.0043776	New	40	04	5	Community Facilities	Public Ablution Facilities	59	18.46632035	-33.97682139	–	500	500	–	–	–	-	500
Spatial Planning & Environment	Environmental Management: Plant & Equipment: Additional FY27	CPX/0006679: CPX.0022785	New	40	02	5	Machinery and Equipment	Machinery and Equipment	Corp Inf			–	250	336	–	–	–	-	336
Spatial Planning & Environment	Environmental Management: Plant & Equipment: Replacement FY27	CPX/0000893: CPX.0022796	Renewal	40	02	5	Machinery and Equipment	Machinery and Equipment	Corp Inf			–	250	290	–	–	–	-	290
Spatial Planning & Environment	Environmental Management: Poster Pillars - Mairland	CPX/0036584: CPX.0036588	New	35	02	5	Community Facilities	Public Open Space	56	18.50157227	-33.92028967	–	100	100	–	–	–	-	100
Spatial Planning & Environment	Environmental Management: Prestwich Memorial Building Renovations	CPX/0000892: CPX.0022937	Renewal	40	02	5	Community Facilities	Museums	115	18.41954674	-33.91754587	804	1 000	1 158	–	200	(200)	-100.0%	1 158
Spatial Planning & Environment	Environmental Management: Radios: Additional FY27	CPX/0038570: CPX.0033260	New	40	01	5	Machinery and Equipment	Machinery and Equipment	Corp Inf			–	250	250	237	–	237	100.0%	250
Spatial Planning & Environment	Environmental Management: Radios: Replacement FY27	CPX/0010601: CPX.0022808	Renewal	40	01	5	Machinery and Equipment	Machinery and Equipment	Corp Inf			–	100	100	90	–	90	100.0%	100
Spatial Planning & Environment	Environmental Management: Reserve Upgrade FY27	CPX/0000896: CPX.0033248	Upgrade	40	03	5	Community Facilities	Nature Reserves	City-Wide	18.52501894	-34.14115605	–	1 000	1 000	–	–	–	-	1 000
Spatial Planning & Environment	Environmental Management: Seaforth Beach Precinct: Minor Refurbish	CPX/0015636: CPX.0042056	Upgrade	35	01	3	Coastal Infrastructure	Promenades	61	18.45102377	-34.1976396	–	972	972	–	–	–	-	972
Spatial Planning & Environment	Environmental Management: Small Bay Sea Wall Upgrade	CPX.0019379	Upgrade	40	02	5	Coastal Infrastructure	Promenades	23	18.45821549	-33.79629916	2 106	–	2	–	–	–	-	2
Spatial Planning & Environment	Environmental Management: Smart Living EEC Refurbishment	CPX.0032700	Renewal	30	03	1	Sport and Recreation Facilities	Indoor Facilities	54	18.3995361	-33.90486135	2 751	5 250	5 269	–	200	(200)	-100.0%	5 269
Spatial Planning & Environment	Environmental Management: Specialised Biodiversity Equip: Add FY27	CPX/0000895: CPX.0022818	New	40	04	5	Furniture and Office Equipment	Furniture and Office Equipment	Corp Inf			–	100	100	–	–	–	-	100
Spatial Planning & Environment	Environmental Management: Specialised Biodiversity Equip:Repl FY27	CPX/0006713: CPX.0033265	Renewal	40	04	5	Furniture and Office Equipment	Furniture and Office Equipment	Corp Inf			–	175	410	–	–	–	-	410
Spatial Planning & Environment	Environmental Management: Specialised Heritage Equip: Repl FY27	CPX/0040822: CPX.0044570	Renewal	22	02	1	Furniture and Office Equipment	Furniture and Office Equipment	Corp Inf			–	–	354	–	–	–	-	354
Spatial Planning & Environment	Environmental Management: Strand Sea Wall Upgrade	CPX.0019378	Upgrade	40	02	5	Coastal Infrastructure	Promenades	Subcouncil 8	18.83095293	-34.12286663	46 227	43 220	45 021	12 003	11 434	570	5.0%	45 021
Spatial Planning & Environment	Environmental Management: Strategic Baboon Fencing FY27	CPX/0032500: CPX.0033126	New	40	01	5	Operational Buildings	Municipal Offices	Area South	18.52501894	-34.14115605	–	10 000	10 000	–	–	–	-	10 000
Spatial Planning & Environment	Environmental Management: Table Bay Nat Reserve Bird Hide Upgrade	CPX/0000896: CPX.0040960	Renewal	40	02	5	Community Facilities	Nature Reserves	113	18.49317235	-33.83525555	–	1 000	1 000	–	–	–	-	1 000
Spatial Planning & Environment	Environmental Management: Table View Beachfront Upgrade	CPX.0016765	Upgrade	40	02	5	Coastal Infrastructure	Promenades	Area North	18.47264344	-33.81813958	27 642	6 372	8 122	558	596	(38)	-6.4%	8 122
Spatial Planning & Environment	Environmental Management: Tygerberg Nature Reserve - Small Plant	CPX.0043768	New	20	03	1	Machinery and Equipment	Machinery and Equipment	70	18.59640505	-33.86234277	–	30	30	–	–	–	-	30
Spatial Planning & Environment	Environmental Management: Upgrade of Eerste Steen Management area	CPX/0000896: CPX.0029424	Upgrade	40	03	5	Operational Buildings	Municipal Offices	23	18.44977918	-33.77723173	719	7 438	7 441	–	124	(124)	-100.0%	7 441
Spatial Planning & Environment	Environmental Management: Upgrade of Kanonberg House / office	CPX/0000896: CPX.0034312	Upgrade	40	03	5	Heritage assets	Monuments	70	18.59312282	-33.8628619	760	5 352	5 385	–	309	(309)	-100.0%	509
Spatial Planning & Environment	Environmental Management: Upgrade of Reserve Infrastructure FY27	CPX/0040700: CPX.0022828	Upgrade	40	03	5	Community Facilities	Nature Reserves	City-Wide	18.52501894	-34.14115605	–	3 000	3 315	–	–	–	-	3 315
Spatial Planning & Environment	Environmental Management: Vehicles: Additional FY27	CPX/0002904: CPX.0022838	New	40	02	5	Transport Assets	Transport Assets	Corp Inf			–	1 500	2 382	–	–	–	-	2 382
Spatial Planning & Environment	Environmental Management: Westlake Conserv Centre Reconstruction	CPX/0000896: CPX.0032694	Renewal	40	03	5	Community Facilities	Nature Reserves	71	18.43052192	-34.07956531	3 590	3 547	3 547	–	507	(507)	-100.0%	3 547
Spatial Planning & Environment	Finance: SP & E: Computer Equipment: Additional FY27	CPX/0015386: CPX.0023322	New	40	04	9	Computer Equipment	Computer Equipment	Corp Inf			–	1 175	3 475	1 129	1 129	–	-	3 475
Spatial Planning & Environment	Finance: SP & E: Computer Equipment: Replacement FY27	CPX/0016131: CPX.0023340	Renewal	40	04	9	Computer Equipment	Computer Equipment	Corp Inf			–	885	885	–	250	(250)	-100.0%	885
Spatial Planning & Environment	Finance: SP & E: Furniture: Additional FY27	CPX/0015388: CPX.0023286	New	40	04	9	Furniture and Office Equipment	Furniture and Office Equipment	Corp Inf			–	200	200	22	–	22	100.0%	200
Spatial Planning & Environment	Finance: SP & E: Furniture: Replacement FY27	CPX/0016134: CPX.0025546	Renewal	40	04	9	Furniture and Office Equipment	Furniture and Office Equipment	Corp Inf			–	100	100	–	–	–	-	100
Spatial Planning & Environment	Finance: SP & E: SPE Contingency Prov - Construction FY27	CPX/0015829: CPX.0043856	Renewal	40	04	9	Operational Buildings	Municipal Offices	City-Wide	18.52501894	-34.14115605	–	2 000	2 000	–	–	–	-	–
Spatial Planning & Environment	Finance: SP & E: SPE Contingency Prov - Insurance FY27	CPX/0015829: CPX.0025168	Renewal	40	04	9	Furniture and Office Equipment	Furniture and Office Equipment	Corp Inf			–	100	100	–	–	–	-	–
Spatial Planning & Environment	Urban Planning & Design: District 6 Public Realm Upgrade	CPX.0016631	Upgrade	35	02	5	Operational Buildings	Municipal Offices	77	18.43199391	-33.93142342	10 970	13 750	15 332	2 580	291	2 290	787.4%	15 332
Spatial Planning & Environment	Urban Planning & Design: Furniture: Additional FY27	CPX/0035537: CPX.0031876	New	40	04	9	Furniture and Office Equipment	Furniture and Office Equipment	Corp Inf			–	15	15	13	–	13	100.0%	15
Spatial Planning & Environment	Urban Planning & Design: Furniture: Replacement FY27	CPX/0035531: CPX.0032015	Renewal	40	04	9	Furniture and Office Equipment	Furniture and Office Equipment	Corp Inf			–	15	15	9	–	9	100.0%	15

Function												2025/26	Budget Year 2026/27						
R Thousand	Project Description	Project Number	Type	MTDP Service Outcome	IUDF	Own Strategic Objectives	Asset Class	Asset Sub-Class	Ward Location	GPS Longitude	GPS Lattitude	Provisional Outcome	Original Budget	Adjusted Budget	YearTD actual	YearTD budget	YTD variance	YTD variance %	Full Year Forecast
Spatial Planning & Environment	Urban Planning & Design: Greenmarket Square - Upgrade	CPX.0039040	**Upgrade**	*35*	*01*	**5**	*Roads Infrastructure*	*Roads*	**115**	18.4198674	*-33.92274069*	–	2 000	900	–	–	–	-	900
Spatial Planning & Environment	Urban Planning & Design: Parow Station Pedestrian Arcade Upgrade	CPX.0000860: CPX.0016727	**Upgrade**	*30*	*02*	**1**	*Operational Buildings*	*Municipal Offices*	**Area Central**	18.58641306	*-33.90721327*	48	8 745	12 245	1 846	10 064	(8 218)	-81.7%	12 245
Spatial Planning & Environment	Urban Planning & Design: Rondebosch Main Road - Upgrade	CPX.0039122	**Upgrade**	*40*	*01*	**5**	*Roads Infrastructure*	*Roads*	**59**	18.47075401	*-33.95857791*	–	1 772	772	–	–	–	-	772
Spatial Planning & Environment	Urban Planning & Design: Salt River Station upgrade	CPX.0000860: CPX.0015235	**Upgrade**	*30*	*02*	**1**	*Operational Buildings*	*Municipal Offices*	**57**	18.46225579	*-33.9415963*	168	11 262	11 490	2	–	2	100.0%	11 490
Spatial Planning & Environment	Urban Planning & Design: South Street, Bellville - Upgrade	CPX.0039123	**Upgrade**	*40*	*01*	**5**	*Roads Infrastructure*	*Roads*	**10**	18.62858952	*-33.90548933*	–	1 700	–	–	–	–	-	–
Spatial Planning & Environment	Urban Planning & Design: St George's Mall - Upgrade	CPX.0038581	**Upgrade**	*35*	*01*	**5**	*Roads Infrastructure*	*Roads*	**115**	18.4228467	*-33.92120329*	–	2 200	1 000	–	–	–	-	1 000
Spatial Planning & Environment	Urban Regeneration: Bonteheuwel Ablutions Upgrade	CPX.0028928	**Upgrade**	*30*	*04*	**1**	*Community Facilities*	*Public Ablution Facilities*	**50**	18.5527455	*-33.95094122*	341	–	4 295	–	–	–	-	4 295
Spatial Planning & Environment	Urban Regeneration: Informal Trade & Assoc Infra Upgr Site B	CPX.0020513	**Upgrade**	*30*	*01*	**1**	*Operational Buildings*	*Municipal Offices*	**89**	18.66594973	*-34.02332536*	1 549	5 000	2 008	–	–	–	-	2 008
Spatial Planning & Environment	Urban Regeneration: Kuyasa MPC Alterations & additions	CPX.0028907	**Upgrade**	*30*	*04*	**1**	*Operational Buildings*	*Municipal Offices*	**95**	18.69403438	*-34.05401061*	1 976	2 077	9 621	285	500	(215)	-43.0%	9 621
Spatial Planning & Environment	Urban Regeneration: Mitchells Plain General Infra Upgrades	CPX.0028793	**Upgrade**	*30*	*02*	**1**	*Operational Buildings*	*Municipal Offices*	**79**	18.61715134	*-34.05546255*	–	3 300	3 300	–	–	–	-	3 300
Spatial Planning & Environment	Urban Regeneration: Terminus Road & Public Realm Upgrade	CPX.0042036	**Upgrade**	*35*	*01*	**5**	*Roads Infrastructure*	*Roads*	**88**	18.60445279	*-34.01254471*	298	1 923	1 925	209	177	32	18.0%	1 925
Spatial Planning & Environment	Urban Regeneration: Ubutyebi Access Road Construction	CPX.0042042	**New**	*35*	*01*	**5**	*Roads Infrastructure*	*Roads*	**88**	18.60510175	*-34.00971531*	–	327	327	–	16	(16)	-100.0%	327
Spatial Planning & Environment	Urban Regeneration: Wynberg CBD Upgrade and Rehabilitation	CPX/0028894: CPX.0029194	**Upgrade**	*35*	*02*	**5**	*Operational Buildings*	*Municipal Offices*	**62**	18.45931589	*-34.00096168*	1 027	2 600	3 241	389	392	(3)	-0.7%	3 241
Urban Mobility	Finance: Transport: UM Contingency Prov - Construction FY27	CPX/0000150: CPX.0042877	**Renewal**	*40*	*04*	**9**	*Furniture and Office Equipment*	*Furniture and Office Equipment*	**City-Wide**	18.52501894	*-34.14115605*	–	42 618	41 554	–	–	–	-	–
Urban Mobility	Finance: Transport: UM Contingency Provision -Insurance FY27	CPX/0000150: CPX.0028296	**Renewal**	*40*	*04*	**9**	*Furniture and Office Equipment*	*Furniture and Office Equipment*	**Corp Inf**			–	5 000	5 000	–	–	–	-	–
Urban Mobility	Public Transport: IRT Ph2A:AFC-Consultants	CPX/0030941: CPX.0031029	**New**	*30*	*02*	**6**	*Roads Infrastructure*	*Roads*	**City-Wide**	18.52501894	*-34.14115605*	5 000	6 000	6 000	462	773	(311)	-40.3%	6 000
Urban Mobility	Public Transport: IRT Ph2A:AFC-Infrastructure&Equipment	CPX/0030941: CPX.0031100	**New**	*30*	*02*	**6**	*Roads Infrastructure*	*Roads*	**City-Wide**	18.52501894	*-34.14115605*	24 146	31 188	31 188	8 933	5 861	3 072	52.4%	31 188
Urban Mobility	Public Transport: IRT Ph2A:APTMS-Consultants	CPX/0030941: CPX.0031101	**New**	*30*	*02*	**6**	*Roads Infrastructure*	*Roads*	**City-Wide**	18.52501894	*-34.14115605*	7 181	6 000	6 000	382	692	(310)	-44.8%	6 000
Urban Mobility	Public Transport: IRT Ph2A:APTMS-Infrastructure&Equipment	CPX/0030941: CPX.0031102	**New**	*30*	*02*	**6**	*Roads Infrastructure*	*Roads*	**City-Wide**	18.52501894	*-34.14115605*	24 432	25 000	25 000	–	–	–	-	25 000
Urban Mobility	Public Transport: IRT: Control Centre	CPX.0008858	**New**	*30*	*02*	**6**	*Machinery and Equipment*	*Machinery and Equipment*	**City-Wide**	18.52501894	*-34.14115605*	26 444	3 000	3 000	321	1 200	(879)	-73.2%	3 000
Urban Mobility	Public Transport: IRT: Fare Collection	CPX.0008849	**New**	*30*	*02*	**6**	*Machinery and Equipment*	*Machinery and Equipment*	**City-Wide**	18.52501894	*-34.14115605*	46 737	–	–	–	–	–	-	–
Urban Mobility	Public Transport: MyCiti Buses: Additional FY27	CPX/0030941: CPX.0035630	**New**	*30*	*02*	**6**	*Transport Assets*	*Transport Assets*	**City-Wide**	18.52501894	*-34.14115605*	–	435 708	435 708	–	9 324	(9 324)	-100.0%	432 512
Urban Mobility	Public Transport: MyCiti Buses: Refurbishment	CPX/0030942: CPX.0031086	**New**	*30*	*02*	**6**	*Transport Assets*	*Transport Assets*	**City-Wide**	18.52501894	*-34.14115605*	24 618	50 000	50 335	2 437	–	2 437	100.0%	50 335
Urban Mobility	Public Transport: MyCiti Buses: Replacement FY27	CPX/0030942: CPX.0037885	**Renewal**	*30*	*02*	**6**	*Transport Assets*	*Transport Assets*	**City-Wide**	18.52501894	*-34.14115605*	–	28 000	28 000	–	–	–	-	28 000
Urban Mobility	Public Transport: Transport Facilities Upgrades FY27	CPX/0000264: CPX.0027319	**Upgrade**	*30*	*02*	**6**	*Operational Buildings*	*Municipal Offices*	**City-Wide**	18.52501894	*-34.14115605*	–	2 000	2 355	26	–	26	100.0%	5 551
Urban Mobility	Roads Infrastructure Management: Atlantis Depot - Upgrade	CPX.0019828	**Upgrade**	*40*	*04*	**6**	*Operational Buildings*	*Municipal Offices*	**32**	18.48340577	*-33.58388605*	31 415	17 037	17 868	4 818	9 354	(4 535)	-48.5%	19 070
Urban Mobility	Roads Infrastructure Management: Bairdsquare Court - Courtyard Tarring	CPX.0042611	**Upgrade**	*40*	*02*	**6**	*Roads Infrastructure*	*Roads*	**75**	18.59564022	*-34.03601723*	–	350	350	–	–	–	-	350
Urban Mobility	Roads Infrastructure Management: Bato Way Flood Alleviation	CPX/0043928: CPX.0042243	**Upgrade**	*40*	*03*	**6**	*Storm Water Infrastructure*	*Drainage Collection*	**23**	18.44812732	*-33.72590135*	–	3 250	3 420	–	140	(140)	-100.0%	3 420
Urban Mobility	Roads Infrastructure Management: Beach Crescent - Non Motorised Transport	CPX.0038330	**Upgrade**	*40*	*02*	**6**	*Roads Infrastructure*	*Roads*	**74**	18.35949611	*-34.04658055*	–	480	480	–	–	–	-	480
Urban Mobility	Roads Infrastructure Management: Company Gardens Entrances - Bollards	CPX.0042598	**Upgrade**	*40*	*02*	**6**	*Roads Infrastructure*	*Roads*	**115**	18.41622476	*-33.93093324*	–	25	25	–	–	–	-	25
Urban Mobility	Roads Infrastructure Management: Echium Road - Carriageway Crossing	CPX.0044391	**Upgrade**	*40*	*02*	**6**	*Roads Infrastructure*	*Roads*	**107**	18.49296312	*-33.81932844*	–	30	30	–	–	–	-	30
Urban Mobility	Roads Infrastructure Management: Fencing FY27	CPX/0015495: CPX.0036142	**New**	*40*	*02*	**6**	*Operational Buildings*	*Municipal Offices*	**City-Wide**	18.52501894	*-34.14115605*	–	2 750	2 790	–	40	(40)	-100.0%	2 790
Urban Mobility	Roads Infrastructure Management: Footpath & Bollards - Naomi Street	CPX.0044058	**Upgrade**	*40*	*02*	**6**	*Roads Infrastructure*	*Roads*	**85**	18.84410821	*-34.12485519*	–	80	80	–	–	–	-	80
Urban Mobility	Roads Infrastructure Management: Furniture: Additional FY27	CPX/0021386: CPX.0028486	**New**	*43*	*04*	**9**	*Furniture and Office Equipment*	*Furniture and Office Equipment*	**Corp Inf**			–	239	984	138	132	6	4.8%	984
Urban Mobility	Roads Infrastructure Management: Furniture: Replacement FY27	CPX/0021355: CPX.0027674	**Renewal**	*43*	*04*	**9**	*Furniture and Office Equipment*	*Furniture and Office Equipment*	**Corp Inf**			–	476	–	–	–	–	-	–
Urban Mobility	Roads Infrastructure Management: General Stormwater - Minor works FY27	CPX/0013089: CPX.0028512	**New**	*40*	*03*	**6**	*Storm Water Infrastructure*	*Drainage Collection*	**City-Wide**	18.52501894	*-34.14115605*	–	7 000	8 673	269	–	269	100.0%	8 673
Urban Mobility	Roads Infrastructure Management: General Stormwater - Rehabilitation FY27	CPX/0013089: CPX.0028514	**New**	*40*	*03*	**6**	*Storm Water Infrastructure*	*Drainage Collection*	**City-Wide**	18.52501894	*-34.14115605*	–	7 000	7 277	1 117	–	1 117	100.0%	7 277
Urban Mobility	Roads Infrastructure Management: Green Point Main Road - Bollards	CPX.0042599	**Upgrade**	*40*	*02*	**6**	*Roads Infrastructure*	*Roads*	**115**	18.4034804	*-33.90772436*	–	150	150	–	–	–	-	150
Urban Mobility	Roads Infrastructure Management: Guard Rails FY27	CPX/0015495: CPX.0036146	**Renewal**	*40*	*02*	**6**	*Roads Infrastructure*	*Roads*	**City-Wide**	18.52501894	*-34.14115605*	–	650	650	–	–	–	-	650
Urban Mobility	Roads Infrastructure Management: Guardrails - Athlone	CPX.0042596	**Upgrade**	*40*	*02*	**6**	*Roads Infrastructure*	*Roads*	**48**	18.50864583	*-33.96332048*	–	80	80	–	–	–	-	80
Urban Mobility	Roads Infrastructure Management: Heavy Duty Vehicles: Additional FY27	CPX/0004041: CPX.0026615	**New**	*40*	*04*	**6**	*Transport Assets*	*Transport Assets*	**Corp Inf**			–	11 349	11 491	–	–	–	-	11 491
Urban Mobility	Roads Infrastructure Management: High & Vrede St Stormwater System Upgr	CPX/0043928: CPX.0042249	**Upgrade**	*40*	*03*	**6**	*Storm Water Infrastructure*	*Drainage Collection*	**112**	18.64466425	*-33.83542601*	–	5 295	5 295	–	–	–	-	3 480
Urban Mobility	Roads Infrastructure Management: Hout Bay Depot - Upgrade	CPX.0019781	**Upgrade**	*40*	*04*	**6**	*Operational Buildings*	*Municipal Offices*	**74**	18.357025	*-34.03151908*	1 074	15 774	15 799	–	150	(150)	-100.0%	15 799
Urban Mobility	Roads Infrastructure Management: Informal Settlements Road Upgr FY27	CPX/0005522: CPX.0027280	**Upgrade**	*40*	*02*	**6**	*Roads Infrastructure*	*Roads*	**City-Wide**	18.52501894	*-34.14115605*	–	7 000	7 000	677	989	(311)	-31.5%	7 000
Urban Mobility	Roads Infrastructure Management: Kraaifontein Depot - Upgrade	CPX.0019829	**Upgrade**	*40*	*04*	**6**	*Operational Buildings*	*Municipal Offices*	**6**	18.72747589	*-33.855967*	–	1 000	1 000	–	–	–	-	1 000
Urban Mobility	Roads Infrastructure Management: Kraaifontein SW Upgrade:8th Avenue	CPX/0036354: CPX.0036355	**New**	*40*	*03*	**6**	*Storm Water Infrastructure*	*Drainage Collection*	**Subcouncil 2**	18.72919096	*-33.84924537*	–	210	210	–	–	–	-	210
Urban Mobility	Roads Infrastructure Management: Kraaifontein SW Upgrd: Plantation Pond	CPX/0036354: CPX.0036356	**New**	*40*	*03*	**6**	*Storm Water Infrastructure*	*Drainage Collection*	**101**	18.73568844	*-33.8498682*	–	700	700	–	–	–	-	700
Urban Mobility	Roads Infrastructure Management: Office Equipment: Additional FY27	CPX/0021386: CPX.0028487	**New**	*43*	*04*	**9**	*Furniture and Office Equipment*	*Furniture and Office Equipment*	**Corp Inf**			–	91	230	60	–	60	100.0%	230
Urban Mobility	Roads Infrastructure Management: Office Equipment: Replacement FY27	CPX/0021355: CPX.0027675	**Renewal**	*43*	*04*	**9**	*Furniture and Office Equipment*	*Furniture and Office Equipment*	**Corp Inf**			–	119	–	–	–	–	-	–
Urban Mobility	Roads Infrastructure Management: Pedestrianisation FY27	CPX/0030922: CPX.0036150	**Upgrade**	*40*	*02*	**6**	*Roads Infrastructure*	*Roads*	**City-Wide**	18.52501894	*-34.14115605*	–	9 950	13 878	–	2 078	(2 078)	-100.0%	13 878
Urban Mobility	Roads Infrastructure Management: Raised Intersection - Crawford	CPX.0040490	**Upgrade**	*40*	*02*	**6**	*Roads Infrastructure*	*Roads*	**48**	18.51141543	*-33.974972*	6	–	436	–	–	–	-	436
Urban Mobility	Roads Infrastructure Management: Ravensmead Culvert Upgrade	CPX.0040866	**New**	*40*	*03*	**6**	*Storm Water Infrastructure*	*Drainage Collection*	**Area Central**	18.59360609	*-33.91896858*	–	443	1 315	–	28	(28)	-100.0%	612
Urban Mobility	Roads Infrastructure Management: Rd Rehab:Bishop Lavis	CPX.0013213	**Renewal**	*40*	*03*	**6**	*Roads Infrastructure*	*Roads*	**City-Wide**	18.58269851	*-33.94855237*	–	50	50	–	–	–	-	50
Urban Mobility	Roads Infrastructure Management: Rd Rehab:Bonteheuwel/Uitsig	CPX.0013218	**Renewal**	*40*	*03*	**6**	*Roads Infrastructure*	*Roads*	**Subcouncil 15**	18.55279869	*-33.9500635*	208	18 200	26 104	–	50	(50)	-100.0%	26 104
Urban Mobility	Roads Infrastructure Management: Rd Rehab:Broadlands	CPX.0018273	**Renewal**	*40*	*03*	**6**	*Roads Infrastructure*	*Roads*	**Subcouncil 8**	18.86823589	*-34.12250013*	158	250	292	–	–	–	-	292
Urban Mobility	Roads Infrastructure Management: Rd Rehab:Gugulethu	CPX.0038540	**Renewal**	*40*	*03*	**6**	*Roads Infrastructure*	*Roads*	**City-Wide**	18.56861757	*-33.98284634*	–	500	1 500	–	–	–	-	1 499
Urban Mobility	Roads Infrastructure Management: Rd Rehab:Heideveld: Area 6	CPX.0013234	**Renewal**	*40*	*03*	**6**	*Roads Infrastructure*	*Roads*	**Subcouncil 11**	18.54700104	*-33.96344036*	–	1 450	1 450	–	–	–	-	1 450
Urban Mobility	Roads Infrastructure Management: Rd Rehab:Jakes Gerwel F/Conradie-Viking	CPX.0018274	**Renewal**	*40*	*03*	**6**	*Roads Infrastructure*	*Roads*	**Area North**	18.54001884	*-33.91277377*	35 480	100	8 499	358	400	(42)	-10.5%	8 499
Urban Mobility	Roads Infrastructure Management: Rd Rehab:Jakes Gerwel Vootrekker-F/Conra	CPX/0013115: CPX.0038517	**Renewal**	*40*	*03*	**6**	*Roads Infrastructure*	*Roads*	**56**	18.53684606	*-33.90641492*	–	500	500	–	–	–	-	500
Urban Mobility	Roads Infrastructure Management: Rd Rehab:Manenberg	CPX.0013222	**Renewal**	*40*	*03*	**6**	*Roads Infrastructure*	*Roads*	**Subcouncil 11**	18.55368726	*-33.99171924*	249	39 450	39 529	936	–	936	100.0%	39 529
Urban Mobility	Roads Infrastructure Management: Reconstruction of Delft Main Road	CPX.0018115	**Renewal**	*40*	*03*	**6**	*Roads Infrastructure*	*Roads*	**Subcouncil 5**	18.64299698	*-33.97253052*	–	350	350	–	–	–	-	350
Urban Mobility	Roads Infrastructure Management: Reconstruction of Tafelberg Road, CT	CPX.0015218	**Renewal**	*40*	*03*	**6**	*Roads Infrastructure*	*Roads*	**77**	18.39843641	*-33.94450274*	293	–	288	–	150	(150)	-100.0%	288
Urban Mobility	Roads Infrastructure Management: Rehab of Jan vRiebeeck Dr(FvZijl-Epping)	CPX/0013115: CPX.0038826	**Renewal**	*40*	*03*	**6**	*Roads Infrastructure*	*Roads*	**Subcouncil 4**	18.58152922	*-33.9180077*	20 617	100	4 117	913	–	913	100.0%	4 117
Urban Mobility	Roads Infrastructure Management: Rehab of La Belle (Strand Rd-Willow Str)	CPX/0013115: CPX.0038824	**Renewal**	*40*	*03*	**6**	*Roads Infrastructure*	*Roads*	**Subcouncil 6**	18.6682772	*-33.90414946*	13 478	130	15 152	5 813	–	5 813	100.0%	15 152
Urban Mobility	Roads Infrastructure Management: Rehab of Oliver Tambo Drive and White	CPX/0013115: CPX.0043932	**Upgrade**	*40*	*02*	**6**	*Roads Infrastructure*	*Roads*	**Subcouncil 17**	18.57950387	*-34.01790225*	–	34 273	34 273	–	–	–	-	34 273
Urban Mobility	Roads Infrastructure Management: Rehab of Spine Road: Japhta K to N2	CPX/0013115: CPX.0024025	**Renewal**	*40*	*03*	**6**	*Roads Infrastructure*	*Roads*	**93**	18.68642924	*-34.03329082*	723	6 200	6 206	–	25	(25)	-100.0%	6 206
Urban Mobility	Roads Infrastructure Management: Rehab: Zoarvlei-Loxton Bridge	CPX/0000606: CPX.0044450	**Renewal**	*40*	*02*	**6**	*Roads Infrastructure*	*Road Structures*	**55**	18.48185321	*-33.9013359*	438	2 700	3 062	1 900	1 362	538	39.5%	3 062
Urban Mobility	Roads Infrastructure Management: Rehab:Jakes Gerwel:Wltvrdn Brdg-HghInds	CPX.0022651	**Renewal**	*40*	*03*	**6**	*Roads Infrastructure*	*Roads*	**Subcouncil 17**	18.57307291	*-34.0229699*	584	50	50	–	–	–	-	50
Urban Mobility	Roads Infrastructure Management: Rehab:Swartklip Rd:Spine-Highlands	CPX.0022650	**Renewal**	*40*	*03*	**6**	*Roads Infrastructure*	*Roads*	**City-Wide**	18.63662318	*-34.03161394*	770	250	256	–	–	–	-	256
Urban Mobility	Roads Infrastructure Management: Rehabilitation - Minor Roads FY27	CPX/0013096: CPX.0027241	**Renewal**	*40*	*03*	**6**	*Roads Infrastructure*	*Roads*	**City-Wide**	18.52501894	*-34.14115605*	–	19 500	22 716	–	–	–	-	24 531

Function												2025/26	Budget Year 2026/27						
R Thousand	Project Description	Project Number	Type	MTDP Service Outcome	IUDF	Own Strategic Objectives	Asset Class	Asset Sub-Class	Ward Location	GPS Longitude	GPS Lattitude	Provisional Outcome	Original Budget	Adjusted Budget	YearTD actual	YearTD budget	YTD variance	YTD variance %	Full Year Forecast
Urban Mobility	Roads Infrastructure Management: Rehabilitation of Mill street Bridge Cpt	CPX/0000606: CPX.0039407	**Renewal**	*40*	*03*	**6**	*Roads Infrastructure*	*Road Structures*	**Subcouncil 16**	18.41954894	*-33.93394498*	–	4 764	4 764	–	–	–	-	4 764
Urban Mobility	Roads Infrastructure Management: Road Signage - Bakkerskloof Road	CPX.0044070	**Upgrade**	*40*	*02*	**6**	*Roads Infrastructure*	*Roads*	**15**	18.86536506	*-34.0584312*	–	10	10	–	–	–	-	10
Urban Mobility	Roads Infrastructure Management: Rose Crescent - Pathway	CPX.0042605	**Upgrade**	*40*	*02*	**6**	*Roads Infrastructure*	*Roads*	**22**	18.62404697	*-33.94159766*	–	250	250	–	–	–	-	250
Urban Mobility	Roads Infrastructure Management: Scholar Patrol Sign Boards - Beverley PS	CPX.0042630	**Upgrade**	*40*	*02*	**6**	*Roads Infrastructure*	*Roads*	**16**	18.73414567	*-34.01576979*	–	20	20	–	–	–	-	20
Urban Mobility	Roads Infrastructure Management: Schubert Crescent - Pathway	CPX.0042606	**Upgrade**	*40*	*02*	**6**	*Roads Infrastructure*	*Roads*	**12**	18.63148136	*-33.9476279*	–	80	80	–	–	–	-	80
Urban Mobility	Roads Infrastructure Management: Sidewalk Construction - Bell Close	CPX.0042595	**Upgrade**	*40*	*02*	**6**	*Roads Infrastructure*	*Roads*	**12**	18.63511504	*-33.94736947*	–	150	150	–	–	–	-	150
Urban Mobility	Roads Infrastructure Management: Sidewalk Construction - Bloemendal Ave	CPX.0042594	**Upgrade**	*40*	*02*	**6**	*Roads Infrastructure*	*Roads*	**12**	18.64422181	*-33.95064138*	–	170	170	–	–	–	-	170
Urban Mobility	Roads Infrastructure Management: Sidewalk Construction - Blomtuin	CPX.0042482	**Upgrade**	*40*	*02*	**6**	*Roads Infrastructure*	*Roads*	**3**	18.64939396	*-33.88476561*	–	450	450	–	–	–	-	450
Urban Mobility	Roads Infrastructure Management: Sidewalk Construction - Dummer Street	CPX.0038322	**Upgrade**	*40*	*02*	**6**	*Roads Infrastructure*	*Roads*	**15**	18.85139192	*-34.06166681*	203	200	200	–	–	–	-	200
Urban Mobility	Roads Infrastructure Management: Sidewalk Construction - Electric City	CPX.0040468	**Upgrade**	*40*	*02*	**6**	*Roads Infrastructure*	*Roads*	**16**	18.71378809	*-34.01479443*	90	–	10	–	–	–	-	10
Urban Mobility	Roads Infrastructure Management: Sidewalk Construction - Heath Road	CPX.0040465	**Upgrade**	*40*	*02*	**6**	*Roads Infrastructure*	*Roads*	**65**	18.49530344	*-34.029515*	6	–	661	–	–	–	-	661
Urban Mobility	Roads Infrastructure Management: Sidewalk Construction - Kipling Road	CPX.0042494	**Upgrade**	*40*	*02*	**6**	*Roads Infrastructure*	*Roads*	**102**	18.70842262	*-33.83467595*	–	413	413	–	–	–	-	413
Urban Mobility	Roads Infrastructure Management: Sidewalk Construction - Kirkia Close	CPX.0042444	**Upgrade**	*40*	*02*	**6**	*Roads Infrastructure*	*Roads*	**9**	18.63445816	*-33.92380467*	–	250	250	–	–	–	-	250
Urban Mobility	Roads Infrastructure Management: Sidewalk Construction - Makhaza	CPX.0042492	**Upgrade**	*40*	*02*	**6**	*Roads Infrastructure*	*Roads*	**96**	18.70075981	*-34.03995125*	–	400	400	4	–	4	100.0%	400
Urban Mobility	Roads Infrastructure Management: Sidewalk Construction - Meadow Way	CPX.0042550	**Upgrade**	*40*	*02*	**6**	*Roads Infrastructure*	*Roads*	**14**	18.69673631	*-33.97575684*	–	150	150	–	–	–	-	150
Urban Mobility	Roads Infrastructure Management: Sidewalk Construction - Murray Street	CPX.0042485	**Upgrade**	*40*	*02*	**6**	*Roads Infrastructure*	*Roads*	**70**	18.61607749	*-33.86823988*	–	168	168	–	–	–	-	168
Urban Mobility	Roads Infrastructure Management: Sidewalk Construction - Old Trafford Rd	CPX.0042592	**Upgrade**	*40*	*02*	**6**	*Roads Infrastructure*	*Roads*	**75**	18.58483427	*-34.03874606*	–	200	200	4	–	4	100.0%	200
Urban Mobility	Roads Infrastructure Management: Sidewalk Construction - Oliphant Street	CPX.0042483	**Upgrade**	*40*	*02*	**6**	*Roads Infrastructure*	*Roads*	**5**	18.54541897	*-33.85408023*	–	30	30	–	–	–	-	30
Urban Mobility	Roads Infrastructure Management: Sidewalk Construction - Parklands	CPX.0040279	**Upgrade**	*40*	*02*	**6**	*Roads Infrastructure*	*Roads*	**107**	18.52004783	*-33.80403694*	–	150	150	–	–	–	-	150
Urban Mobility	Roads Infrastructure Management: Sidewalk Construction - Samora Machel	CPX.0042552	**Upgrade**	*40*	*02*	**6**	*Roads Infrastructure*	*Roads*	**33**	18.57516954	*-34.02135209*	–	450	450	4	–	4	100.0%	450
Urban Mobility	Roads Infrastructure Management: Sidewalk Construction - Sarepta	CPX.0042529	**Upgrade**	*40*	*02*	**6**	*Roads Infrastructure*	*Roads*	**11**	18.66574565	*-33.93981676*	–	200	245	–	–	–	-	245
Urban Mobility	Roads Infrastructure Management: Sidewalk Construction - Steenberg	CPX.0042551	**Upgrade**	*40*	*02*	**6**	*Roads Infrastructure*	*Roads*	**68**	18.47261929	*-34.07347885*	–	232	232	–	–	–	-	232
Urban Mobility	Roads Infrastructure Management: Sidewalk Construction - Stone Street	CPX.0044072	**Upgrade**	*40*	*02*	**6**	*Roads Infrastructure*	*Roads*	**83**	18.82651546	*-34.08883622*	–	100	100	–	–	–	-	100
Urban Mobility	Roads Infrastructure Management: Sidewalk Construction - The Leagues	CPX.0042591	**Upgrade**	*40*	*02*	**6**	*Roads Infrastructure*	*Roads*	**88**	18.59103236	*-34.02060091*	–	500	500	4	–	4	100.0%	500
Urban Mobility	Roads Infrastructure Management: Sidewalk Construction - Van Riebeeck Ave	CPX.0042484	**Upgrade**	*40*	*02*	**6**	*Roads Infrastructure*	*Roads*	**70**	18.63870921	*-33.86052895*	–	168	168	–	–	–	-	168
Urban Mobility	Roads Infrastructure Management: Sidewalk Construction - Ward 43	CPX.0040464	**Upgrade**	*40*	*02*	**6**	*Roads Infrastructure*	*Roads*	**43**	18.55063926	*-34.0745853*	6	–	294	–	–	–	-	294
Urban Mobility	Roads Infrastructure Management: Sidewalk Construction - Ward 94	CPX.0042486	**Upgrade**	*40*	*02*	**6**	*Roads Infrastructure*	*Roads*	**94**	18.66062172	*-34.03663883*	–	600	600	4	–	4	100.0%	600
Urban Mobility	Roads Infrastructure Management: Sidewalk Construction - Ward 98	CPX.0042493	**Upgrade**	*40*	*02*	**6**	*Roads Infrastructure*	*Roads*	**98**	18.67864344	*-34.05869709*	–	200	200	4	–	4	100.0%	200
Urban Mobility	Roads Infrastructure Management: Sidewalk Construction -Blanc de Noir St	CPX.0044074	**Upgrade**	*40*	*02*	**6**	*Roads Infrastructure*	*Roads*	**70**	18.6026806	*-33.85569438*	–	100	100	–	–	–	-	100
Urban Mobility	Roads Infrastructure Management: Small Plant: Additional FY27	CPX/0000061: CPX.0027287	**New**	*40*	*04*	**6**	*Machinery and Equipment*	*Machinery and Equipment*	**Corp Inf**			–	2 989	2 989	–	–	–	-	2 989
Urban Mobility	Roads Infrastructure Management: Small Plant: Replacement FY27	CPX/0033379: CPX.0036139	**Renewal**	*40*	*04*	**6**	*Machinery and Equipment*	*Machinery and Equipment*	**Corp Inf**			–	6 500	6 500	4 977	4 977	–	-	6 500
Urban Mobility	Roads Infrastructure Management: St George's Mall - Furniture	CPX.0042608	**Upgrade**	*40*	*02*	**6**	*Roads Infrastructure*	*Roads*	**115**	18.42334237	*-33.92076764*	–	95	95	–	–	–	-	95
Urban Mobility	Roads Infrastructure Management: Strand Depot - Upgrade	CPX.0019830	**Upgrade**	*40*	*04*	**6**	*Operational Buildings*	*Municipal Offices*	**85**	18.84531593	*-34.1180912*	–	2 500	2 500	–	–	–	-	1 298
Urban Mobility	Roads Infrastructure Management: Tools & Equipment: Replacement FY27	CPX/0033379: CPX.0036193	**Renewal**	*40*	*04*	**6**	*Machinery and Equipment*	*Machinery and Equipment*	**Corp Inf**			–	50	50	10	–	10	100.0%	50
Urban Mobility	Roads Infrastructure Management: Traffic Calming - 10th Avenue	CPX.0042514	**Upgrade**	*40*	*02*	**6**	*Roads Infrastructure*	*Roads*	**56**	18.5095901	*-33.90924684*	–	25	25	–	–	–	-	25
Urban Mobility	Roads Infrastructure Management: Traffic Calming - Auber Avenue	CPX.0042439	**Upgrade**	*40*	*02*	**6**	*Roads Infrastructure*	*Roads*	**76**	18.62423127	*-34.01550156*	–	70	70	–	–	–	-	70
Urban Mobility	Roads Infrastructure Management: Traffic Calming - Blue Rise Street	CPX.0042523	**Upgrade**	*40*	*02*	**6**	*Roads Infrastructure*	*Roads*	**14**	18.69356779	*-33.9781459*	–	74	74	–	–	–	-	74
Urban Mobility	Roads Infrastructure Management: Traffic Calming - Burger Street	CPX.0042480	**Upgrade**	*40*	*02*	**6**	*Roads Infrastructure*	*Roads*	**92**	18.63396697	*-34.04451127*	–	80	80	–	–	–	-	80
Urban Mobility	Roads Infrastructure Management: Traffic Calming - Church Street	CPX.0042513	**Upgrade**	*40*	*02*	**6**	*Roads Infrastructure*	*Roads*	**55**	18.48101757	*-33.91211078*	–	200	200	–	–	–	-	200
Urban Mobility	Roads Infrastructure Management: Traffic Calming - Connemara Road	CPX.0042481	**Upgrade**	*40*	*02*	**6**	*Roads Infrastructure*	*Roads*	**63**	18.49057433	*-34.01346481*	–	80	80	–	–	–	-	80
Urban Mobility	Roads Infrastructure Management: Traffic Calming - Daniel Road	CPX.0042512	**Upgrade**	*40*	*02*	**6**	*Roads Infrastructure*	*Roads*	**55**	18.50546294	*-33.88099539*	–	60	60	–	–	–	-	60
Urban Mobility	Roads Infrastructure Management: Traffic Calming - Delft	CPX.0042436	**Upgrade**	*40*	*02*	**6**	*Roads Infrastructure*	*Roads*	**13**	18.64076966	*-33.95805085*	–	200	200	–	–	–	-	200
Urban Mobility	Roads Infrastructure Management: Traffic Calming - Dickens Drive	CPX.0042438	**Upgrade**	*40*	*02*	**6**	*Roads Infrastructure*	*Roads*	**76**	18.6223728	*-34.01258237*	–	40	40	–	–	–	-	40
Urban Mobility	Roads Infrastructure Management: Traffic Calming - Eersteriver	CPX.0042524	**Upgrade**	*40*	*02*	**6**	*Roads Infrastructure*	*Roads*	**16**	18.70866761	*-34.01186496*	–	148	148	–	–	–	-	148
Urban Mobility	Roads Infrastructure Management: Traffic Calming - Goodwood	CPX.0042621	**Upgrade**	*40*	*02*	**6**	*Roads Infrastructure*	*Roads*	**26**	18.56783469	*-33.90512966*	–	50	50	–	–	–	-	50
Urban Mobility	Roads Infrastructure Management: Traffic Calming - Graanendal	CPX.0042575	**Upgrade**	*40*	*02*	**6**	*Roads Infrastructure*	*Roads*	**105**	18.6765488	*-33.81224058*	–	150	150	–	–	–	-	150
Urban Mobility	Roads Infrastructure Management: Traffic Calming - Ivanhoe Road	CPX.0042579	**Upgrade**	*40*	*02*	**6**	*Roads Infrastructure*	*Roads*	**111**	18.70722332	*-33.85399941*	–	45	45	–	–	–	-	45
Urban Mobility	Roads Infrastructure Management: Traffic Calming - Jakaranda Street	CPX.0042578	**Upgrade**	*40*	*02*	**6**	*Roads Infrastructure*	*Roads*	**111**	18.70578673	*-33.8541561*	–	45	45	–	–	–	-	45
Urban Mobility	Roads Infrastructure Management: Traffic Calming - Joostenberg Street	CPX.0042577	**Upgrade**	*40*	*02*	**6**	*Roads Infrastructure*	*Roads*	**105**	18.67504208	*-33.8187753*	–	50	50	–	–	–	-	50
Urban Mobility	Roads Infrastructure Management: Traffic Calming - Kalden Street	CPX.0044042	**Upgrade**	*40*	*02*	**6**	*Roads Infrastructure*	*Roads*	**83**	18.83168162	*-34.10543953*	–	60	60	–	–	–	-	60
Urban Mobility	Roads Infrastructure Management: Traffic Calming - Keurberg Road	CPX.0042437	**Upgrade**	*40*	*02*	**6**	*Roads Infrastructure*	*Roads*	**42**	18.58649199	*-33.95192328*	–	50	50	–	–	–	-	50
Urban Mobility	Roads Infrastructure Management: Traffic calming - Link Road, De La Haye	CPX.0042558	**Upgrade**	*40*	*02*	**6**	*Roads Infrastructure*	*Roads*	**3**	18.64728304	*-33.90069041*	–	75	75	–	–	–	-	75
Urban Mobility	Roads Infrastructure Management: Traffic Calming - Macassar	CPX.0044130	**Upgrade**	*40*	*02*	**6**	*Roads Infrastructure*	*Roads*	**109**	18.753104	*-34.05040053*	–	90	90	–	–	–	-	90
Urban Mobility	Roads Infrastructure Management: Traffic Calming - Milnerton	CPX.0042442	**Upgrade**	*40*	*02*	**6**	*Roads Infrastructure*	*Roads*	**4**	18.50152552	*-33.86611252*	–	240	240	–	–	–	-	240
Urban Mobility	Roads Infrastructure Management: Traffic Calming - Monte Vista Blvd	CPX.0042511	**Upgrade**	*40*	*02*	**6**	*Roads Infrastructure*	*Roads*	**1**	18.5589338	*-33.87765089*	–	85	85	–	–	–	-	85
Urban Mobility	Roads Infrastructure Management: Traffic Calming - Mountainview Drive	CPX.0042600	**Upgrade**	*40*	*02*	**6**	*Roads Infrastructure*	*Roads*	**21**	18.65447626	*-33.86600816*	–	45	45	–	–	–	-	45
Urban Mobility	Roads Infrastructure Management: Traffic Calming - Parklands	CPX.0044048	**Upgrade**	*40*	*02*	**6**	*Roads Infrastructure*	*Roads*	**23**	18.49416354	*-33.79363691*	–	150	150	–	–	–	-	150
Urban Mobility	Roads Infrastructure Management: Traffic Calming - Paul Kruger Street	CPX.0042576	**Upgrade**	*40*	*02*	**6**	*Roads Infrastructure*	*Roads*	**105**	18.6555976	*-33.82343424*	–	50	50	–	–	–	-	50
Urban Mobility	Roads Infrastructure Management: Traffic Calming - Philippi	CPX.0040734	**Upgrade**	*40*	*02*	**6**	*Roads Infrastructure*	*Roads*	**80**	18.57445864	*-34.00981313*	88	100	100	–	–	–	-	100
Urban Mobility	Roads Infrastructure Management: Traffic Calming - Plettenberg Street	CPX.0042574	**Upgrade**	*40*	*02*	**6**	*Roads Infrastructure*	*Roads*	**70**	18.61224172	*-33.87002762*	–	50	50	–	–	–	-	50
Urban Mobility	Roads Infrastructure Management: Traffic Calming - Primrose Park	CPX.0043937	**Upgrade**	*40*	*02*	**6**	*Roads Infrastructure*	*Roads*	**46**	18.54579749	*-33.98262092*	–	100	100	–	–	–	-	100
Urban Mobility	Roads Infrastructure Management: Traffic Calming - R/Mead & Connaught Est	CPX.0042620	**Upgrade**	*40*	*02*	**6**	*Roads Infrastructure*	*Roads*	**25**	18.58897142	*-33.92813444*	–	100	100	–	–	–	-	100
Urban Mobility	Roads Infrastructure Management: Traffic Calming - Ruyterwacht	CPX.0042623	**Upgrade**	*40*	*02*	**6**	*Roads Infrastructure*	*Roads*	**28**	18.56238087	*-33.92043538*	–	150	150	–	–	–	-	150
Urban Mobility	Roads Infrastructure Management: Traffic Calming - Stellenberg	CPX.0042559	**Upgrade**	*40*	*02*	**6**	*Roads Infrastructure*	*Roads*	**21**	18.65648756	*-33.87151561*	–	180	180	–	–	–	-	180
Urban Mobility	Roads Infrastructure Management: Traffic Calming - Tambotie Crescent	CPX.0042622	**Upgrade**	*40*	*02*	**6**	*Roads Infrastructure*	*Roads*	**27**	18.54553362	*-33.89332106*	–	25	25	–	–	–	-	25
Urban Mobility	Roads Infrastructure Management: Traffic Calming - Vrymansfontein Road	CPX.0042603	**Upgrade**	*40*	*02*	**6**	*Roads Infrastructure*	*Roads*	**70**	18.62968584	*-33.85256798*	–	50	50	–	–	–	-	50
Urban Mobility	Roads Infrastructure Management: Traffic Calming - Ward 108	CPX.0042526	**Upgrade**	*40*	*02*	**6**	*Roads Infrastructure*	*Roads*	**108**	18.67254365	*-33.98680868*	–	185	185	–	–	–	-	185
Urban Mobility	Roads Infrastructure Management: Traffic Calming - Ward 15	CPX.0044044	**Upgrade**	*40*	*02*	**6**	*Roads Infrastructure*	*Roads*	**15**	18.8349235	*-34.06253952*	–	140	140	–	–	–	-	140
Urban Mobility	Roads Infrastructure Management: Traffic Calming - Ward 20	CPX.0043939	**Upgrade**	*40*	*02*	**6**	*Roads Infrastructure*	*Roads*	**20**	18.64577769	*-33.97518691*	–	100	100	–	–	–	-	100
Urban Mobility	Roads Infrastructure Management: Traffic Calming - Ward 23	CPX.0044090	**Upgrade**	*40*	*02*	**6**	*Roads Infrastructure*	*Roads*	**23**	18.47676963	*-33.76163681*	–	253	253	–	–	–	-	253

Function												2025/26	Budget Year 2026/27						
R Thousand	Project Description	Project Number	Type	MTDP Service Outcome	IUDF	Own Strategic Objectives	Asset Class	Asset Sub-Class	Ward Location	GPS Longitude	GPS Lattitude	Provisional Outcome	Original Budget	Adjusted Budget	YearTD actual	YearTD budget	YTD variance	YTD variance %	Full Year Forecast
Urban Mobility	Roads Infrastructure Management: Traffic Calming - Ward 31	CPX.0042508	Upgrade	40	02	6	Roads Infrastructure	Roads	31	18.56828685	-33.95597456	–	150	150	–	–	–	-	150
Urban Mobility	Roads Infrastructure Management: Traffic Calming - Ward 44	CPX.0042509	Upgrade	40	02	6	Roads Infrastructure	Roads	44	18.53622991	-33.96701521	–	240	240	–	–	–	-	240
Urban Mobility	Roads Infrastructure Management: Traffic Calming - Ward 48	CPX.0042522	Upgrade	40	02	6	Roads Infrastructure	Roads	48	18.50864335	-33.97808494	–	380	380	–	–	–	-	380
Urban Mobility	Roads Infrastructure Management: Traffic Calming - Ward 58	CPX.0042507	Upgrade	40	02	6	Roads Infrastructure	Roads	58	18.47941892	-33.98737463	–	205	205	–	–	–	-	205
Urban Mobility	Roads Infrastructure Management: Traffic Calming - Ward 65	CPX.0040152	Upgrade	40	02	6	Roads Infrastructure	Roads	65	18.50235554	-34.03795306	–	–	392	2	–	2	100.0%	392
Urban Mobility	Roads Infrastructure Management: Traffic Calming - Ward 65	CPX.0044092	Upgrade	40	02	6	Roads Infrastructure	Roads	65	18.49954964	-34.04337939	–	230	449	–	–	–	-	449
Urban Mobility	Roads Infrastructure Management: Traffic Calming - Ward 67	CPX.0044094	Upgrade	40	02	6	Roads Infrastructure	Roads	67	18.52038087	-34.04158423	–	174	174	–	–	–	-	174
Urban Mobility	Roads Infrastructure Management: Traffic Calming - Ward 84	CPX.0044046	Upgrade	40	02	6	Roads Infrastructure	Roads	84	18.86907383	-34.07882731	–	190	190	–	–	–	-	190
Urban Mobility	Roads Infrastructure Management: Traffic Calming - Washington Street	CPX.0042525	Upgrade	40	02	6	Roads Infrastructure	Roads	17	18.69108618	-33.99608072	–	74	74	–	–	–	-	74
Urban Mobility	Roads Infrastructure Management: Traffic Calming - Welgelegen	CPX.0042510	Upgrade	40	02	6	Roads Infrastructure	Roads	1	18.56608685	-33.87521889	–	200	200	–	–	–	-	200
Urban Mobility	Roads Infrastructure Management: Traffic Calming Central FY27	CPX/0000131: CPX.0028620	Upgrade	40	02	6	Roads Infrastructure	Roads	Area Central	18.588474	-33.944204	–	2 000	2 015	–	–	–	-	2 015
Urban Mobility	Roads Infrastructure Management: Traffic Calming East FY27	CPX/0000131: CPX.0027494	Upgrade	40	02	6	Roads Infrastructure	Roads	Area East	18.906682	-34.119396	–	2 000	3 505	4	–	4	100.0%	3 505
Urban Mobility	Roads Infrastructure Management: Traffic Calming North FY27	CPX/0000131: CPX.0028607	Upgrade	40	02	6	Roads Infrastructure	Roads	Area North	18.563564	-33.736739	–	2 000	2 005	–	–	–	-	2 005
Urban Mobility	Roads Infrastructure Management: Traffic Calming South FY27	CPX/0000131: CPX.0027493	Upgrade	40	02	6	Roads Infrastructure	Roads	Area South	18.567084	-34.043757	–	2 000	2 698	–	–	–	-	2 698
Urban Mobility	Roads Infrastructure Management: Unmade Roads: Residential FY27	CPX/0013109: CPX.0026401	New	40	03	6	Roads Infrastructure	Roads	City-Wide	18.52501894	-34.14115605	–	19 869	23 973	3 851	5 776	(1 925)	-33.3%	23 973
Urban Mobility	Roads Infrastructure Management: Upgrade Paving - Strand CBD	CPX.0040497	Upgrade	40	02	6	Roads Infrastructure	Roads	83	18.82892039	-34.11685897	100	130	130	–	–	–	-	130
Urban Mobility	Roads Infrastructure Management: Upgrade Stormwater Haasendal, Kuilsriver	CPX/0043928: CPX.0042087	Upgrade	40	03	6	Storm Water Infrastructure	Drainage Collection	8	18.70303106	-33.90471302	1 618	–	982	–	–	–	-	982
Urban Mobility	Roads Infrastructure Management: Upgrd:Prince George Dr-Military-BadenP	CPX.0023991	Upgrade	40	03	6	Roads Infrastructure	Roads	Area South	18.47978354	-34.08853292	–	200	200	–	–	–	-	200
Urban Mobility	Roads Infrastructure Management: Vehicle Activated Signs - Ward 54	CPX.0040743	Upgrade	40	02	6	Roads Infrastructure	Roads	54	18.39067431	-33.92119091	255	200	200	–	–	–	-	200
Urban Mobility	Roads Infrastructure Management: Welcome Sign - Bellville South	CPX.0042625	Upgrade	30	02	6	Roads Infrastructure	Roads	9	18.65140615	-33.91503551	–	2	2	–	–	–	-	2
Urban Mobility	Transport Infrastructure Implementation: Bellville: Public Transport Hub	CPX/0007776: CPX.0009695	New	30	02	6	Community Facilities	Taxi Ranks/Bus Terminals	10	18.63089918	-33.90531822	1 291	1 000	1 000	–	–	–	-	1 000
Urban Mobility	Transport Infrastructure Implementation: Congestion Relief - Erica Drive	CPX.0007892	Upgrade	30	03	6	Roads Infrastructure	Roads	City-Wide	18.66234356	-33.94069046	2 608	1 640	1 651	36	236	(199)	-84.6%	2 393
Urban Mobility	Transport Infrastructure Implementation: Formalisation of Joe Slovo Taxi Rank	CPX/0000287: CPX.0039316	New	30	02	6	Roads Infrastructure	Roads	4	18.51143729	-33.87372844	2 762	–	4 123	400	2 277	(1 877)	-82.5%	4 123
Urban Mobility	Transport Infrastructure Implementation: Inner City: Public Transport Refurbishm	CPX/0007776: CPX.0044227	Upgrade	30	02	6	Community Facilities	Taxi Ranks/Bus Terminals	115	18.4262776	-33.92302197	–	10 676	10 676	–	118	(118)	-100.0%	10 876
Urban Mobility	Transport Infrastructure Implementation: Inner City:Public Transport Hub Precinct	CPX.0044226	Upgrade	30	02	6	Community Facilities	Taxi Ranks/Bus Terminals	115	18.42601911	-33.92290672	–	3 000	3 000	–	439	(439)	-100.0%	2 168
Urban Mobility	Transport Infrastructure Implementation: Intersection Upgr:DeWaalRd&MainRd	CPX.0010321	Upgrade	30	03	6	Roads Infrastructure	Roads	73	18.46508356	-34.03459434	1 753	42 622	47 327	918	2 794	(1 876)	-67.2%	25 331
Urban Mobility	Transport Infrastructure Implementation: IRT Formalising Bus Stops	CPX/0000287: CPX.0019513	New	30	02	6	Roads Infrastructure	Roads	City-Wide	18.52501894	-34.14115605	45 188	10 241	21 495	2 722	8 074	(5 352)	-66.3%	21 193
Urban Mobility	Transport Infrastructure Implementation: IRT Ph2A: Electric Bus Charging Infrastr	CPX/0000257: CPX.0038571	New	30	02	6	Roads Infrastructure	Roads	99	18.64820409	-34.04643175	13 590	149 200	149 200	(1 584)	12 450	(14 034)	-112.7%	149 200
Urban Mobility	Transport Infrastructure Implementation: IRT Ph2A: Nolungile PTI Precinct	CPX/0000257: CPX.0017687	Upgrade	30	02	6	Community Facilities	Taxi Ranks/Bus Terminals	87	18.64891515	-34.01504168	4 198	30 821	29 834	474	1 931	(1 456)	-75.4%	28 563
Urban Mobility	Transport Infrastructure Implementation: IRT Ph2A: Nyanga PTI Precinct	CPX/0000257: CPX.0017686	Upgrade	30	02	6	Community Facilities	Taxi Ranks/Bus Terminals	37	18.58354685	-33.99285109	4 742	85 399	85 793	560	502	58	11.5%	51 456
Urban Mobility	Transport Infrastructure Implementation: IRT Ph2A: Station Const: Clrmnt-MtchsPln	CPX/0000257: CPX.0015987	New	30	02	6	Roads Infrastructure	Roads	City-Wide	18.52655011	-33.99223186	68 188	159 592	144 371	3 835	3 853	(18)	-0.5%	121 714
Urban Mobility	Transport Infrastructure Implementation: IRT Ph2A: Station Const: Kenit-Khaya	CPX/0000257: CPX.0041560	New	30	02	6	Roads Infrastructure	Roads	City-Wide	18.54412546	-34.01821202	–	115 608	95 829	–	–	–	-	90 419
Urban Mobility	Transport Infrastructure Implementation: IRT Ph2A: Station Const: Wynbg-Khaya	CPX/0000257: CPX.0015989	New	30	02	6	Roads Infrastructure	Roads	City-Wide	18.57195259	-34.02462236	–	37 573	37 573	–	443	(443)	-100.0%	13 985
Urban Mobility	Transport Infrastructure Implementation: IRT Ph2A: Vuyani PTI Precinct	CPX/0000257: CPX.0017689	Upgrade	30	02	6	Community Facilities	Taxi Ranks/Bus Terminals	93	18.68125413	-34.03811431	22 211	3 112	14 958	2 078	6 912	(4 835)	-69.9%	14 958
Urban Mobility	Transport Infrastructure Implementation: IRT Ph2A:Depot Bld Works-Mtchi&Khayelit	CPX/0000257: CPX.0015830	New	30	02	6	Roads Infrastructure	Roads	99	18.65452571	-34.04626913	2 637	3 848	4 086	–	–	–	-	4 086
Urban Mobility	Transport Infrastructure Implementation: IRT Ph2A:Depot Enabling&Bld Works-Wynbrg	CPX/0000257: CPX.0015832	New	30	02	6	Roads Infrastructure	Roads	63	18.48327064	-34.00395584	34 449	51 023	51 119	4 126	3 000	1 126	37.5%	51 119
Urban Mobility	Transport Infrastructure Implementation: IRT Ph2A:Land&Property Acquisition	CPX/0000257: CPX.0015985	New	30	02	6	Land	Land	City-Wide	18.56862561	-34.00616723	11 229	5 000	5 000	1 006	–	1 006	100.0%	5 000
Urban Mobility	Transport Infrastructure Implementation: IRT Ph2A:Trunk-E1-M9 Heinz - Dnfntn Rlwy	CPX/0000257: CPX.0015833	New	30	02	6	Roads Infrastructure	Roads	Area South	18.554509	-34.0012552	94 928	89 405	134 097	8 992	12 422	(3 429)	-27.6%	134 097
Urban Mobility	Transport Infrastructure Implementation: IRT Ph2A:Trunk-E2-M9 Dnfntn Rlwy-Intskzi	CPX/0000257: CPX.0015976	New	30	02	6	Roads Infrastructure	Roads	Area South	18.58865718	-34.00056931	192 445	182 049	85 633	30 098	24 884	5 215	21.0%	156 527
Urban Mobility	Transport Infrastructure Implementation: IRT Ph2A:Trunk-E3-M9 Intsikizi-MorningSt	CPX/0000257: CPX.0015977	New	30	02	6	Roads Infrastructure	Roads	City-Wide	18.62333956	-34.00081593	12 042	106 665	106 665	–	584	(584)	-100.0%	95 299
Urban Mobility	Transport Infrastructure Implementation: IRT Ph2A:Trunk-E4-M9 Morning Star-Mew Wy	CPX/0000257: CPX.0015978	New	30	02	6	Roads Infrastructure	Roads	Subcouncil 9	18.64653049	-34.01691324	151 723	122 311	143 518	19 713	15 857	3 856	24.3%	143 518
Urban Mobility	Transport Infrastructure Implementation: IRT Ph2A:Trunk-E6-AZ Berm Stock-MtchpITC	CPX/0000257: CPX.0015980	New	30	02	6	Roads Infrastructure	Roads	Subcouncil 12	18.6140553	-34.03158003	177 970	55 003	55 003	13 020	13 384	(364)	-2.7%	112 729
Urban Mobility	Transport Infrastructure Implementation: IRT Ph2A:W1-Roadwy-Imam Haron/Chichester	CPX/0000257: CPX.0015991	New	30	02	6	Roads Infrastructure	Roads	Subcouncil 11	18.47865067	-33.98497194	110 926	176 621	170 225	11 656	6 244	5 411	86.7%	130 225
Urban Mobility	Transport Infrastructure Implementation: IRT Ph2A:W2-Roadway-Turfhall Road	CPX/0000257: CPX.0015992	New	30	02	6	Roads Infrastructure	Roads	Subcouncil 11	18.50162901	-33.98962635	53 103	147 000	147 000	5 866	15 972	(10 107)	-63.3%	147 000
Urban Mobility	Transport Infrastructure Implementation: IRT Ph2A:W4-Roadway-Govan Mbeki	CPX/0000257: CPX.0015993	New	30	02	6	Roads Infrastructure	Roads	47	18.53059115	-34.00063707	203 716	58 356	154 772	14 485	6 440	8 046	124.9%	154 772
Urban Mobility	Transport Infrastructure Implementation: IRT Phase 2A: Depots	CPX/0000257: CPX.0007996	New	30	02	6	Roads Infrastructure	Roads	City-Wide	18.57805928	-34.02814444	11 897	5 824	5 824	440	1 243	(803)	-64.6%	5 824
Urban Mobility	Transport Infrastructure Implementation: IRT Phase 2A: East	CPX/0000257: CPX.0007994	New	30	02	6	Roads Infrastructure	Roads	City-Wide	18.61974149	-34.02588821	70 922	49 600	49 600	7 007	3 339	3 668	109.9%	49 600
Urban Mobility	Transport Infrastructure Implementation: IRT Phase 2A: Pedestrian bridges	CPX/0000257: CPX.0016060	New	40	02	6	Roads Infrastructure	Road Structures	Area South	18.60437188	-34.02153595	–	–	194	–	–	–	-	194
Urban Mobility	Transport Infrastructure Implementation: IRT Phase 2A: Project Management	CPX/0000257: CPX.0019812	New	30	02	6	Roads Infrastructure	Roads	City-Wide	18.52501894	-34.14115605	34 035	38 975	38 975	3 381	3 543	(163)	-4.6%	38 975
Urban Mobility	Transport Infrastructure Implementation: IRT Phase 2A: Stations	CPX/0000257: CPX.0007997	New	30	02	6	Roads Infrastructure	Roads	City-Wide	18.5586572	-34.01770269	13 711	15 000	15 000	1 752	1 400	352	25.1%	15 000
Urban Mobility	Transport Infrastructure Implementation: IRT Phase 2A: West	CPX/0000257: CPX.0007995	New	30	02	6	Roads Infrastructure	Roads	City-Wide	18.49464302	-33.99576517	36 594	24 150	24 150	3 212	2 559	652	25.5%	24 150
Urban Mobility	Transport Infrastructure Implementation: Kommetjie Road Dualling (Phase 3)	CPX.0007895	Upgrade	30	03	6	Roads Infrastructure	Roads	69	18.3809742	-34.13297164	13 175	15	271	–	–	–	-	271
Urban Mobility	Transport Infrastructure Implementation: Kuils River Ph2 NMT	CPX/0000580: CPX.0011160	New	40	02	6	Roads Infrastructure	Roads	Subcouncil 14	18.69116917	-33.94122032	8 353	100	100	–	–	–	-	100
Urban Mobility	Transport Infrastructure Implementation: M3 Corridor: Hospital Bend-Constantia MR	CPX.0008663	Upgrade	30	03	6	Roads Infrastructure	Roads	City-Wide	18.4543014	-33.96876348	1 541	64 498	65 119	51	3 305	(3 254)	-98.5%	24 329
Urban Mobility	Transport Infrastructure Implementation: MyCiti Ph1 IRT Station Rebuilds	CPX.0019544	Upgrade	30	02	6	Community Facilities	Taxi Ranks/Bus Terminals	Area North	18.52238519	-33.81121476	36 396	500	28 500	5 109	11 653	(6 543)	-56.2%	28 500
Urban Mobility	Transport Infrastructure Implementation: NMT Impr: Area-wide Khayelitsha	CPX.0022726	New	40	02	6	Roads Infrastructure	Roads	Area East	18.67814239	-34.0319693	13 486	–	9 829	221	–	221	100.0%	9 829
Urban Mobility	Transport Infrastructure Implementation: NMT Impr: Area-wide Mitchells Plain	CPX.0009556	New	40	02	6	Roads Infrastructure	Roads	Area South	18.61554533	-34.04505151	–	–	1 048	–	–	–	-	1 048
Urban Mobility	Transport Infrastructure Implementation: NMT Impr: Hanover Park	CPX/0000580: CPX.0011089	New	40	02	6	Roads Infrastructure	Roads	Subcouncil 11	18.52301918	-33.98605759	–	140	838	–	–	–	-	838
Urban Mobility	Transport Infrastructure Implementation: NMT Impr: Heideveld	CPX/0000580: CPX.0022718	New	40	02	6	Roads Infrastructure	Roads	Subcouncil 11	18.5452544	-33.96502844	13 663	100	12 075	215	4 897	(4 683)	-95.6%	12 075
Urban Mobility	Transport Infrastructure Implementation: NMT Impr: Kensington,Fractreton&Maitland	CPX/0000580: CPX.0022705	New	40	02	6	Roads Infrastructure	Roads	Area North	18.50114602	-33.91347467	13 711	100	9 645	–	–	–	-	9 645
Urban Mobility	Transport Infrastructure Implementation: NMT Impr: Klipfontein Rd, Gugulethu	CPX.0022712	New	40	02	6	Roads Infrastructure	Roads	City-Wide	18.56660528	-33.9860751	–	28 793	6	–	–	–	-	6
Urban Mobility	Transport Infrastructure Implementation: NMT upgrades: Kommetjie and Hout Bay	CPX.0041233	New	40	02	6	Roads Infrastructure	Roads	Area South	18.35199812	-34.08350745	400	2 000	2 000	61	–	61	100.0%	2 724
Urban Mobility	Transport Infrastructure Implementation: NMT upgrades: Sea Point and CBD	CPX.0041231	New	40	02	6	Roads Infrastructure	Roads	Subcouncil 16	18.4068546	-33.91682409	398	2 000	2 000	–	–	–	-	1 908
Urban Mobility	Transport Infrastructure Implementation: Nonkqubela PTI	CPX/0000257: CPX.0016176	New	30	02	6	Community Facilities	Taxi Ranks/Bus Terminals	91	18.66396248	-34.02566272	34 574	41 926	41 926	3 059	4 765	(1 707)	-35.8%	41 926
Urban Mobility	Transport Infrastructure Implementation: Property Acquisition FY27	CPX/0000112: CPX.0027377	New	30	03	6	Operational Buildings	Municipal Offices	City-Wide	18.52501894	-34.14115605	–	2 000	4 282	–	–	–	-	4 282
Urban Mobility	Transport Infrastructure Implementation: Public Transport Fclt:Makhaza:Bus Fclt	CPX.0009345	New	30	02	6	Community Facilities	Taxi Ranks/Bus Terminals	95	18.71027035	-34.05547046	24 940	25 000	25 000	–	1 426	(1 426)	-100.0%	21 180
Urban Mobility	Transport Infrastructure Implementation: Rehabilitation of N2 Edge	CPX.0043836	Renewal	40	01	6	Roads Infrastructure	Roads	City-Wide	18.61335009	-33.99017755	–	7 000	7 000	–	–	–	-	7 000
Urban Mobility	Transport Infrastructure Implementation: Road Dualling:BerkleyRd:M5-RygerStr	CPX.0010483	New	30	03	6	Roads Infrastructure	Roads	53	18.49251917	-33.92814887	1 269	51 716	70 878	30	–	30	100.0%	70 878
Urban Mobility	Transport Infrastructure Implementation: Road Upgr:Voortrekker Rd:SaltRrC-JakGrDr	CPX.0010465	Upgrade	30	03	6	Roads Infrastructure	Roads	56	18.5081017	-33.91929119	2 437	26 680	27 098	291	1 003	(712)	-71.0%	17 426
Urban Mobility	Transport Infrastructure Implementation: Wynberg: Public Transport Hub	C11.10541	Upgrade	30	02	6	Community Facilities	Taxi Ranks/Bus Terminals	63	18.4720411	-34.00504922	13 520	2 000	2 000	–	400	(400)	-100.0%	2 000

Function												2025/26	Budget Year 2026/27						
R Thousand	Project Description	Project Number	Type	MTDP Service Outcome	IUDF	Own Strategic Objectives	Asset Class	Asset Sub-Class	Ward Location	GPS Longitude	GPS Lattitude	Provisional Outcome	Original Budget	Adjusted Budget	YearTD actual	YearTD budget	YTD variance	YTD variance %	Full Year Forecast
Urban Mobility	Transport Infrastructure Implementation: Zevenwacht Link Ext-Buttskop Rd Rail LCE	CPX.0029870	**Upgrade**	*40*	*03*	**6**	*Roads Infrastructure*	*Roads*	**14**	18.70523953	*-33.97209264*	32 993	500	2 810	412	756	(343)	-45.4%	2 810
Urban Mobility	Transport Planning & Network Management: Install:Optic Fibre to ATC & CCTV FY27	CPX/0022564: CPX.0035770	**New**	*30*	*03*	**6**	*Roads Infrastructure*	*Roads*	**City-Wide**	18.52501894	*-34.14115605*	–	1 800	1 845	–	–	–	-	1 845
Urban Mobility	Transport Planning & Network Management: Mfuleni Taxi Rank	CPX.0014501	**Upgrade**	*30*	*02*	**6**	*Community Facilities*	*Taxi Ranks/Bus Terminals*	**114**	18.68060783	*-34.0035848*	1 018	44 752	28 964	–	–	–	-	28 964
Urban Mobility	Transport Planning & Network Management: New Traffic Signals Technologies FY27	CPX/0022570: CPX.0035758	**Upgrade**	*30*	*02*	**6**	*Roads Infrastructure*	*Road Furniture*	**City-Wide**	18.52501894	*-34.14115605*	–	800	800	129	–	129	100.0%	800
Urban Mobility	Transport Planning & Network Management: PT Shelters & Embayments FY26	CPX/0030920: CPX.0031533	**New**	*30*	*02*	**6**	*Roads Infrastructure*	*Roads*	**City-Wide**	18.52501894	*-34.14115605*	4 945	–	–	(318)	–	(318)	100.0%	–
Urban Mobility	Transport Planning & Network Management: PT Shelters & Embayments FY27	CPX/0030920: CPX.0036682	**New**	*30*	*02*	**6**	*Roads Infrastructure*	*Roads*	**City-Wide**	18.52501894	*-34.14115605*	–	1 000	1 000	318	–	318	100.0%	1 000
Urban Mobility	Transport Planning & Network Management: PT Signage FY27	CPX/0030920: CPX.0036685	**New**	*30*	*02*	**6**	*Roads Infrastructure*	*Roads*	**City-Wide**	18.52501894	*-34.14115605*	–	200	200	–	50	(50)	-100.0%	502
Urban Mobility	Transport Planning & Network Management: Public Transp Syst Man:Equipment FY27	CPX/0000231: CPX.0037887	**New**	*30*	*02*	**6**	*Community Facilities*	*Taxi Ranks/Bus Terminals*	**City-Wide**	18.52501894	*-34.14115605*	–	5 000	5 000	4 419	1 400	3 019	215.7%	5 000
Urban Mobility	Transport Planning & Network Management: Public Transp Syst Man:Installation FY27	CPX/0000231: CPX.0036164	**New**	*30*	*02*	**6**	*Community Facilities*	*Taxi Ranks/Bus Terminals*	**City-Wide**	18.52501894	*-34.14115605*	–	4 000	4 000	1 384	2 200	(816)	-37.1%	4 000
Urban Mobility	Transport Planning & Network Management: Public Transp Syst Man:Reactive FY27	CPX/0000231: CPX.0036168	**New**	*30*	*02*	**6**	*Community Facilities*	*Taxi Ranks/Bus Terminals*	**City-Wide**	18.52501894	*-34.14115605*	–	4 000	4 000	3 037	3 500	(463)	-13.2%	4 000
Urban Mobility	Transport Planning & Network Management: Road Signs Construction: City Wide FY27	CPX/0030882: CPX.0036135	**New**	*40*	*03*	**6**	*Roads Infrastructure*	*Roads*	**City-Wide**	18.52501894	*-34.14115605*	–	2 000	2 213	–	–	–	-	2 213
Urban Mobility	Transport Planning & Network Management: Road User Information Systems FY27	CPX/0022564: CPX.0035766	**New**	*30*	*03*	**6**	*Roads Infrastructure*	*Roads*	**City-Wide**	18.52501894	*-34.14115605*	–	800	829	–	–	–	-	829
Urban Mobility	Transport Planning & Network Management: Transport Syst Man Proj:Detail Dsgn FY27	CPX/0000266: CPX.0028477	**New**	*30*	*03*	**6**	*Roads Infrastructure*	*Roads*	**City-Wide**	18.52501894	*-34.14115605*	–	850	850	–	–	–	-	850
Urban Mobility	Transport Planning & Network Management: Transport Syst Man Projects:Civils FY27	CPX/0000266: CPX.0028476	**New**	*30*	*03*	**6**	*Roads Infrastructure*	*Roads*	**City-Wide**	18.52501894	*-34.14115605*	–	6 000	6 385	334	–	334	100.0%	6 385
Urban Mobility	Transport Planning & Network Management: Transport Syst Man Projects:Equip FY27	CPX/0000266: CPX.0028484	**New**	*30*	*03*	**6**	*Roads Infrastructure*	*Roads*	**City-Wide**	18.52501894	*-34.14115605*	–	3 000	3 041	–	–	–	-	3 041
Urban Mobility	Transport Planning & Network Management: Transport Syst Man Projects:Install FY27	CPX/0000266: CPX.0028485	**New**	*30*	*03*	**6**	*Roads Infrastructure*	*Roads*	**City-Wide**	18.52501894	*-34.14115605*	–	3 250	3 712	–	–	–	-	3 712
Urban Mobility	Transport Planning & Network Management: Upgrade Vehicle Detection Equip FY27	CPX/0022564: CPX.0036197	**Upgrade**	*30*	*03*	**6**	*Roads Infrastructure*	*Road Furniture*	**City-Wide**	18.52501894	*-34.14115605*	–	5 141	5 167	–	700	(700)	-100.0%	5 167
Urban Mobility	Transport Planning & Network Management: Upgrade: Freeway Management System FY27	CPX/0022564: CPX.0035762	**New**	*30*	*03*	**6**	*Roads Infrastructure*	*Road Furniture*	**City-Wide**	18.52501894	*-34.14115605*	–	2 100	2 100	–	–	–	-	2 100
Urban Mobility	Transport Planning & Network Management: Upgrade: Mobility Management Syst FY27	CPX/0022564: CPX.0035750	**Upgrade**	*30*	*03*	**6**	*Roads Infrastructure*	*Road Furniture*	**City-Wide**	18.52501894	*-34.14115605*	–	1 000	1 000	–	500	(500)	-100.0%	1 000
Urban Mobility	Transport Planning & Network Management: Upgrade: Signal Communications FY27	CPX/0022570: CPX.0035754	**Upgrade**	*30*	*02*	**6**	*Roads Infrastructure*	*Road Furniture*	**City-Wide**	18.52501894	*-34.14115605*	–	4 100	4 239	–	–	–	-	4 239
Urban Mobility	Transport Planning & Network Management: Upgrade: Traffic Signal UPS's FY27	CPX/0022570: CPX.0036205	**Upgrade**	*30*	*02*	**6**	*Roads Infrastructure*	*Road Furniture*	**City-Wide**	18.52501894	*-34.14115605*	–	2 777	2 777	–	–	–	-	2 777
Urban Mobility	Transport Shared Services: Computer Equipment & Hardware: Add FY27	CPX/0000209: CPX.0027577	**New**	*43*	*04*	**9**	*Computer Equipment*	*Computer Equipment*	**Corp Inf**			–	1 000	1 001	–	–	–	-	1 001
Urban Mobility	Transport Shared Services: Computer Equipment & Hardware: Repl FY27	CPX/0035477: CPX.0036068	**Renewal**	*43*	*04*	**9**	*Computer Equipment*	*Computer Equipment*	**Corp Inf**			–	1 000	1 000	–	–	–	-	1 000
Urban Mobility	Transport Shared Services: Computer Software: Additional FY27	CPX/0000209: CPX.0027579	**New**	*43*	*04*	**9**	*Licences and Rights*	*Computer Software and Applications*	**Corp Inf**			–	500	500	–	–	–	-	500
Urban Mobility	Transport Shared Services: Printers: Additional FY27	CPX/0000209: CPX.0027578	**New**	*43*	*04*	**9**	*Computer Equipment*	*Computer Equipment*	**Corp Inf**			–	500	500	–	–	–	-	500
Urban Mobility	Transport Shared Services: Printers: Replacement FY27	CPX/0035477: CPX.0036157	**Renewal**	*43*	*04*	**9**	*Computer Equipment*	*Computer Equipment*	**Corp Inf**			–	700	700	–	–	–	-	700
Urban Mobility	Transport Shared Services: PTSM:Intelligent Facility Management	CPX.0019804	**New**	*30*	*02*	**6**	*Community Facilities*	*Taxi Ranks/Bus Terminals*	**Corp Inf**			94 513	10 000	10 000	(0)	1 500	(1 500)	-100.0%	10 000
Urban Mobility	Transport Shared Services: PTSM:Transport Intelligence Project	CPX.0019799	**New**	*30*	*02*	**6**	*Community Facilities*	*Taxi Ranks/Bus Terminals*	**Corp Inf**			41 784	1 000	1 000	–	–	–	-	1 000
Urban Mobility	Transport Shared Services: Smart Technologies at PTI's FY26	CPX/0031107: CPX.0033312	**New**	*30*	*02*	**6**	*Community Facilities*	*Taxi Ranks/Bus Terminals*	**City-Wide**	18.52501894	*-34.14115605*	10 548	–	–	–	–	–	-	–
Urban Mobility	Transport Shared Services: Smart Technologies at PTI's FY27	CPX/0031107: CPX.0038725	**New**	*30*	*02*	**6**	*Community Facilities*	*Taxi Ranks/Bus Terminals*	**City-Wide**	18.52501894	*-34.14115605*	–	7 422	7 422	–	500	(500)	-100.0%	7 422
Urban Waste Management	Finance & Capital Implementation: Furniture: Replacement FY27	CPX/0030875: CPX.0019431	**Renewal**	*40*	*04*	**2**	*Furniture and Office Equipment*	*Furniture and Office Equipment*	**Corp Inf**			–	525	525	168	244	(76)	-31.1%	525
Urban Waste Management	Finance & Capital Implementation: Office Equipment: Replacement FY27	CPX/0030875: CPX.0014145	**Renewal**	*40*	*04*	**2**	*Furniture and Office Equipment*	*Furniture and Office Equipment*	**Corp Inf**			–	375	789	25	25	–	-	789
Urban Waste Management	Finance & Capital Implementation: UWM Contingency Provision Insurance FY27	CPX/0030586: CPX.0014425	**Renewal**	*40*	*03*	**2**	*Machinery and Equipment*	*Machinery and Equipment*	**Corp Inf**			–	6 000	6 000	–	–	–	-	–
Urban Waste Management	Integrated Planning & Waste Strategy: CCTV Equipment Additional: FY27	CPX/0035690: CPX.0019459	**New**	*40*	*03*	**2**	*Computer Equipment*	*Computer Equipment*	**Corp Inf**			–	3 000	3 000	–	–	–	-	3 000
Urban Waste Management	Integrated Planning & Waste Strategy: Computer Equipment: Replacement FY27	CPX/0028850: CPX.0019460	**Renewal**	*40*	*03*	**2**	*Computer Equipment*	*Computer Equipment*	**Corp Inf**			–	3 938	3 938	3 021	3 021	(0)	0.0%	3 938
Urban Waste Management	Integrated Planning & Waste Strategy: Printers: Replacement FY27	CPX/0028850: CPX.0019461	**Renewal**	*40*	*03*	**2**	*Computer Equipment*	*Computer Equipment*	**Corp Inf**			–	450	450	188	–	188	100.0%	450
Urban Waste Management	Waste Services: ARTS:Material Recovery Facility	CPX.0039206	**New**	*40*	*03*	**2**	*Solid Waste Infrastructure*	*Landfill Sites*	**51**	18.51577109	*-33.94845966*	–	1 850	1 850	–	–	–	-	1 850
Urban Waste Management	Waste Services: Bellville: Landfill Gas Infrastruct FY27	CPX/0038931: CPX.0015138	**New**	*40*	*03*	**5**	*Solid Waste Infrastructure*	*Landfill Sites*	**9**	18.6536781	*-33.93730832*	–	720	720	–	–	–	-	720
Urban Waste Management	Waste Services: Coastal Park: Landfill Gas Infrastr FY27	CPX/0038931: CPX.0015105	**New**	*40*	*03*	**5**	*Solid Waste Infrastructure*	*Landfill Sites*	**45**	18.50091115	*-34.09112743*	–	5 000	5 547	11	–	11	100.0%	5 547
Urban Waste Management	Waste Services: Construction of CBRF - Fisantekraal D/O	CPX/0008690: CPX.0014184	**New**	*40*	*03*	**2**	*Solid Waste Infrastructure*	*Landfill Sites*	**105**	18.7119699	*-33.78814325*	345	8 597	8 745	10	48	(38)	-78.9%	8 745
Urban Waste Management	Waste Services: CPTS: Transfer Station New	CPX.0010025	**New**	*40*	*03*	**2**	*Solid Waste Infrastructure*	*Landfill Sites*	**45**	18.49982327	*-34.09255342*	–	9 900	9 900	–	–	–	-	9 900
Urban Waste Management	Waste Services: De Grendel Drop-off Upgrade Waste Min	CPX.0016348	**Upgrade**	*40*	*04*	**2**	*Solid Waste Infrastructure*	*Landfill Sites*	**2**	18.57672224	*-33.89377898*	–	938	938	–	–	–	-	938
Urban Waste Management	Waste Services: Drop-off Facilities: Schaapkraal Upgrade	CPX/0004648: CPX.0014647	**Upgrade**	*40*	*04*	**2**	*Solid Waste Infrastructure*	*Landfill Sites*	**43**	18.53467075	*-34.03675652*	–	78	78	–	–	–	-	78
Urban Waste Management	Waste Services: Furniture: Replacement - Tariff FY27	CPX/0028837: CPX.0019434	**Renewal**	*40*	*04*	**2**	*Furniture and Office Equipment*	*Furniture and Office Equipment*	**Corp Inf**			–	750	878	62	73	(11)	-15.3%	878
Urban Waste Management	Waste Services: Killarney Drop-off Upgrade Waste Min	CPX.0015242	**Upgrade**	*40*	*04*	**2**	*Solid Waste Infrastructure*	*Landfill Sites*	**113**	18.52671884	*-33.82925699*	1 700	350	750	317	109	208	191.6%	750
Urban Waste Management	Waste Services: Kuils River Depot Upgrade (Phase 2)	CPX/0000458: CPX.0023107	**Upgrade**	*40*	*04*	**2**	*Operational Buildings*	*Workshops*	**11**	18.68181619	*-33.93596295*	376	5 782	6 200	130	233	(103)	-44.0%	6 200
Urban Waste Management	Waste Services: KWMF: Material Recovery Facility Refurb	CPX/0041490: CPX.0010028	**Renewal**	*40*	*03*	**2**	*Solid Waste Infrastructure*	*Landfill Sites*	**101**	18.73919374	*-33.83877065*	1 185	300	323	5	28	(23)	-82.8%	323
Urban Waste Management	Waste Services: Major Upgr of Facilities - Maitland	CPX.0014675	**Upgrade**	*40*	*04*	**2**	*Operational Buildings*	*Workshops*	**53**	18.48781865	*-33.9316672*	681	4 343	4 870	324	175	149	85.4%	4 870
Urban Waste Management	Waste Services: Major Upgrade of Landfill Sites FY27	CPX/0007912: CPX.0014699	**Upgrade**	*20*	*03*	**1**	*Solid Waste Infrastructure*	*Landfill Sites*	**City-Wide**	18.52501894	*-34.14115605*	–	–	102	–	–	–	-	102
Urban Waste Management	Waste Services: Mechanical Equipment: Replacement FY27	CPX/0000495: CPX.0014504	**Renewal**	*40*	*01*	**2**	*Furniture and Office Equipment*	*Furniture and Office Equipment*	**Corp Inf**			–	2 400	2 445	–	–	–	-	2 445
Urban Waste Management	Waste Services: Minor Upgrading Works: Building FY27	CPX/0028881: CPX.0019483	**Upgrade**	*40*	*04*	**2**	*Operational Buildings*	*Workshops*	**City-Wide**	18.52501894	*-34.14115605*	–	10 000	10 056	–	56	(56)	-100.0%	10 056
Urban Waste Management	Waste Services: Minor Upgrading Works: Civil FY27	CPX/0028881: CPX.0019485	**Upgrade**	*40*	*04*	**2**	*Operational Buildings*	*Workshops*	**City-Wide**	18.52501894	*-34.14115605*	–	20 000	20 166	3 327	233	3 095	1330.1%	20 166
Urban Waste Management	Waste Services: Minor Upgrading Works: Electrical FY26	CPX/0028881: CPX.0019476	**Upgrade**	*40*	*04*	**2**	*Operational Buildings*	*Workshops*	**City-Wide**	18.52501894	*-34.14115605*	10 187	–	–	(6)	–	(6)	100.0%	–
Urban Waste Management	Waste Services: Minor Upgrading Works: Electrical FY27	CPX/0028881: CPX.0019487	**Upgrade**	*40*	*04*	**2**	*Operational Buildings*	*Workshops*	**City-Wide**	18.52501894	*-34.14115605*	–	10 000	10 088	–	822	(822)	-100.0%	10 088
Urban Waste Management	Waste Services: Minor Upgrading Works: Fencing FY27	CPX/0028881: CPX.0019486	**Upgrade**	*40*	*04*	**2**	*Operational Buildings*	*Workshops*	**City-Wide**	18.52501894	*-34.14115605*	–	10 000	10 441	–	900	(900)	-100.0%	10 441
Urban Waste Management	Waste Services: Muizenberg Depot Upgrade	CPX/0000458: CPX.0014672	**Upgrade**	*40*	*04*	**2**	*Operational Buildings*	*Workshops*	**64**	18.42157464	*-34.12797295*	779	–	69	–	–	–	-	69
Urban Waste Management	Waste Services: Office Equipment: Replacem - Tariff FY27	CPX/0028837: CPX.0014189	**Renewal**	*40*	*04*	**2**	*Furniture and Office Equipment*	*Furniture and Office Equipment*	**Corp Inf**			–	350	1 098	9	137	(128)	-93.6%	1 098
Urban Waste Management	Waste Services: Plant: Replacement FY27	CPX/0000411: CPX.0015118	**Renewal**	*40*	*03*	**2**	*Transport Assets*	*Transport Assets*	**Corp Inf**			–	162 904	162 904	21 276	21 276	–	-	162 904
Urban Waste Management	Waste Services: Schaapkraal Depot Upgrade (Phase 2)	CPX/0000458: CPX.0023108	**Upgrade**	*40*	*04*	**2**	*Operational Buildings*	*Workshops*	**43**	18.5338378	*-34.03669361*	923	14 017	14 581	43	355	(312)	-87.9%	14 581
Urban Waste Management	Waste Services: Scottsdene Depot Upgrade - Collections	CPX/0000458: CPX.0014790	**Upgrade**	*40*	*04*	**2**	*Operational Buildings*	*Workshops*	**7**	18.71841025	*-33.86114198*	332	523	657	128	84	44	51.6%	657
Urban Waste Management	Waste Services: Shipping Containers: Replacement FY27	CPX/0000504: CPX.0014616	**Renewal**	*40*	*03*	**2**	*Machinery and Equipment*	*Machinery and Equipment*	**City-Wide**	18.52501894	*-34.14115605*	–	2 500	2 500	–	–	–	-	2 500
Urban Waste Management	Waste Services: SW Contingency Provision Ins - Col FY27	CPX/0000456: CPX.0019501	**Renewal**	*40*	*03*	**2**	*Machinery and Equipment*	*Machinery and Equipment*	**Corp Inf**			–	1 000	1 000	–	–	–	-	–
Urban Waste Management	Waste Services: SW Contingency Provision Ins - Disp FY27	CPX/0030585: CPX.0019508	**Renewal**	*40*	*03*	**2**	*Machinery and Equipment*	*Machinery and Equipment*	**Corp Inf**			–	8 000	8 000	–	–	–	-	–
Urban Waste Management	Waste Services: Trunk Radios: Replacement FY27	CPX/0000494: CPX.0014510	**Renewal**	*40*	*04*	**2**	*Machinery and Equipment*	*Machinery and Equipment*	**Corp Inf**			–	400	400	372	323	48	15.0%	400
Urban Waste Management	Waste Services: Vehicles: Replacement FY27	CPX/0000411: CPX.0015124	**Renewal**	*40*	*03*	**2**	*Transport Assets*	*Transport Assets*	**Corp Inf**			–	183 365	183 365	35 716	51 978	(16 262)	-31.3%	183 365
Urban Waste Management	Waste Services: VHS: LFG Infr - Beneficiation (Phase 2)	CPX.0014654	**New**	*40*	*03*	**2**	*Solid Waste Infrastructure*	*Landfill Sites*	**23**	18.5430644	*-33.77201234*	–	750	750	–	–	–	-	750
Urban Waste Management	Waste Services: VHS: LFG Infrastructure - Beneficiation	CPX.0011087	**New**	*40*	*03*	**2**	*Solid Waste Infrastructure*	*Landfill Sites*	**23**	18.54468634	*-33.77395645*	1 072	899	1 827	315	39	275	701.9%	1 827
Urban Waste Management	Waste Services: Vissershok N: Landfill Gas Infrastr FY27	CPX/0038931: CPX.0015102	**New**	*40*	*03*	**5**	*Solid Waste Infrastructure*	*Landfill Sites*	**23**	18.5422597	*-33.77222568*	–	5 000	5 036	–	–	–	-	5 036
Urban Waste Management	Waste Services: Vissershok North:Design&Dev Airs(Phase2)	CPX.0023109	**New**	*40*	*03*	**2**	*Solid Waste Infrastructure*	*Landfill Sites*	**Area North**	18.54628814	*-33.76605157*	–	3 172	3 172	315	620	(305)	-49.1%	3 172
Water & Sanitation	Bulk Services: Athlone WWTW-Capacity Extension-phase 1	CPX/0000479: C13.86081	**Upgrade**	*23*	*03*	**2**	*Sanitation Infrastructure*	*Waste Water Treatment Works*	**49**	18.51466941	*-33.95302374*	24 712	2 021	2 021	505	505	(0)	0.0%	2 021

Function												2025/26	Budget Year 2026/27						
R Thousand	Project Description	Project Number	Type	MTDP Service Outcome	IUDF	Own Strategic Objectives	Asset Class	Asset Sub-Class	Ward Location	GPS Longitude	GPS Lattitude	Provisional Outcome	Original Budget	Adjusted Budget	YearTD actual	YearTD budget	YTD variance	YTD variance %	Full Year Forecast
Water & Sanitation	Bulk Services: Atlantis Aquifer	CPX.0011032	New	40	03	2	Water Supply Infrastructure	Various	Subcouncil 1	18.47075918	-33.57646036	27 313	8 385	8 385	853	385	468	121.6%	8 385
Water & Sanitation	Bulk Services: Atlantis Aquifer:Upgrade of Witzands MAR	CPX.0036352	New	40	03	2	Water Supply Infrastructure	Reservoirs	29	18.35910594	-33.58071856	30 764	8 950	8 950	4 573	4 218	355	8.4%	8 950
Water & Sanitation	Bulk Services: Bayside Canal Upgrade	CPX.0030776	Upgrade	40	01	5	Storm Water Infrastructure	Drainage Collection	113	18.48540364	-33.83007892	4 248	29 309	29 309	12 819	12 819	(0)	0.0%	29 309
Water & Sanitation	Bulk Services: Bellville WWTW Extension	CPX.0000512: CPX.0008041	Upgrade	23	03	2	Sanitation Infrastructure	Waste Water Treatment Works	9	18.6546937	-33.93216523	37 717	20 000	20 000	3 390	7 000	(3 610)	-51.6%	20 000
Water & Sanitation	Bulk Services: Bulk Water Infra Replace Central FY27	CPX.0000491: CPX.0041623	Renewal	23	03	2	Water Supply Infrastructure	Water Treatment Works	Area Central	18.588474	-33.944204	–	10 000	10 000	799	440	359	81.6%	10 000
Water & Sanitation	Bulk Services: Bulk Water Infra Replace East FY27	CPX.0000491: CPX.0041570	Renewal	23	03	2	Water Supply Infrastructure	Water Treatment Works	Area East	18.906682	-34.119396	–	17 500	17 500	1 012	1 000	12	1.2%	17 500
Water & Sanitation	Bulk Services: Bulk Water Infra Replace North FY27	CPX.0000491: CPX.0041548	Renewal	23	03	2	Water Supply Infrastructure	Water Treatment Works	Area North	18.563564	-33.736739	–	20 900	20 900	698	1 150	(452)	-39.3%	20 900
Water & Sanitation	Bulk Services: Bulk Water Infra Replace South FY27	CPX.0000491: CPX.0018252	Renewal	23	03	2	Water Supply Infrastructure	Water Treatment Works	Area South	18.567084	-34.043757	–	20 000	20 000	342	1 150	(808)	-70.3%	20 000
Water & Sanitation	Bulk Services: BW Additional Infrastructure Centrl FY27	CPX.0000500: CPX.0041556	New	23	03	2	Water Supply Infrastructure	Various	Area Central	18.588474	-33.944204	–	9 000	9 000	438	438	–	-	9 000
Water & Sanitation	Bulk Services: BW Additional Infrastructure East FY27	CPX.0000500: CPX.0041553	New	23	03	2	Water Supply Infrastructure	Various	Area East	18.906682	-34.119396	–	5 000	5 000	–	–	–	-	5 000
Water & Sanitation	Bulk Services: BW Additional Infrastructure North FY27	CPX.0000500: CPX.0041554	New	23	03	2	Water Supply Infrastructure	Various	Area North	18.563564	-33.736739	–	10 000	10 000	1 213	761	453	59.5%	10 000
Water & Sanitation	Bulk Services: BW Additional Infrastructure South FY27	CPX.0000500: CPX.0018255	New	23	03	2	Water Supply Infrastructure	Various	Area South	18.567084	-34.043757	–	5 000	5 000	–	–	–	-	5 000
Water & Sanitation	Bulk Services: BW Treatment Routine Refurb Central FY27	CPX/0038871: CPX.0041568	Renewal	23	03	2	Water Supply Infrastructure	Water Treatment Works	Area Central	18.588474	-33.944204	–	17 100	–	–	–	–	-	–
Water & Sanitation	Bulk Services: BW Treatment Routine Refurb East FY27	CPX/0038871: CPX.0041565	Renewal	23	03	2	Water Supply Infrastructure	Water Treatment Works	Area East	18.906682	-34.119396	–	17 100	40 000	1 626	1 622	4	0.3%	40 000
Water & Sanitation	Bulk Services: BW Treatment Routine Refurb North FY27	CPX/0038871: CPX.0041566	Renewal	23	03	2	Water Supply Infrastructure	Water Treatment Works	Area North	18.563564	-33.736739	–	17 100	20 400	1 110	1 260	(150)	-11.9%	20 400
Water & Sanitation	Bulk Services: BW Treatment Routine Refurb South FY27	CPX/0038871: CPX.0038905	Renewal	23	03	2	Water Supply Infrastructure	Water Treatment Works	Area South	18.567084	-34.043757	–	17 100	8 000	–	–	–	-	8 000
Water & Sanitation	Bulk Services: BWAS:Muldersvlei Reservoir & Pipeline	CPX/0000524: CPX.0007972	New	23	02	2	Water Supply Infrastructure	Reservoirs	105	18.79694206	-33.79476387	3 444	212 107	212 107	107	345	(238)	-68.9%	212 107
Water & Sanitation	Bulk Services: Camps Bay Marine Outfalls	CPX.0036229	Renewal	23	03	2	Sanitation Infrastructure	Outfall Sewers	54	18.38562636	-33.96252223	6 777	19 423	19 423	–	510	(510)	-100.0%	19 423
Water & Sanitation	Bulk Services: Cape Flats Aquifer Recharge	CPX.0013724	New	40	03	2	Various	Various	67	18.52528502	-34.08194161	294 794	297 178	297 178	28 148	28 148	(0)	0.0%	297 178
Water & Sanitation	Bulk Services: Cape Flats Aquifer: Strandfontein West	CPX.0029944	New	40	03	2	Water Supply Infrastructure	Various	43	18.53889342	-34.06911503	6 358	21 500	21 500	2 540	1 000	1 540	154.0%	21 500
Water & Sanitation	Bulk Services: Cape Flats Aquifer:Hanover Park & Philip	CPX.0029945	New	40	03	2	Water Supply Infrastructure	Various	43	18.53749146	-34.01602816	129 473	140 000	140 000	11 170	11 170	(0)	0.0%	140 000
Water & Sanitation	Bulk Services: Cape Flats Aquifer:StrandfonteinNorthE	CPX.0029946	New	40	03	2	Water Supply Infrastructure	Various	43	18.58138363	-34.04550143	19 635	73 491	73 491	1 659	864	795	91.9%	73 491
Water & Sanitation	Bulk Services: Dam Safety Routine Programme CentralFY27	CPX/0038871: CPX.0041603	Renewal	40	02	2	Water Supply Infrastructure	Water Treatment Works	Area Central	18.588474	-33.944204	–	1 000	1 000	–	–	–	-	1 000
Water & Sanitation	Bulk Services: Dam Safety Routine Programme East FY27	CPX/0038871: CPX.0041600	Renewal	40	02	2	Water Supply Infrastructure	Water Treatment Works	Area East	18.906682	-34.119396	–	5 000	5 000	–	–	–	-	5 000
Water & Sanitation	Bulk Services: Dam Safety Routine Programme North FY27	CPX/0038871: CPX.0041601	Renewal	40	02	2	Water Supply Infrastructure	Water Treatment Works	Area North	18.563564	-33.736739	–	4 000	4 000	–	–	–	-	4 000
Water & Sanitation	Bulk Services: Dam Safety Routine Programme South FY27	CPX/0038871: CPX.0041602	Renewal	40	02	2	Water Supply Infrastructure	Water Treatment Works	Area South	18.567084	-34.043757	–	9 750	9 750	–	–	–	-	9 750
Water & Sanitation	Bulk Services: Desalination Location 1	CPX.0013725	New	40	03	2	Water Supply Infrastructure	Water Treatment Works	Area North	18.44973594	-33.76803437	–	5 592	5 592	–	–	–	-	5 592
Water & Sanitation	Bulk Services: Diep River - Doombach Diversions	CPX.0016619	New	40	01	5	Storm Water Infrastructure	Drainage Collection	104	18.5348508	-33.80841087	–	1 892	292	–	–	–	-	292
Water & Sanitation	Bulk Services: Flood Alleviation - Lourens River	CPX.0013019	Upgrade	40	01	5	Storm Water Infrastructure	Drainage Collection	Subcouncil 8	18.82977319	-34.09513385	11 729	200	3 700	1 428	1 428	–	-	3 700
Water & Sanitation	Bulk Services: Flood Alleviation-Lourens River Phase II	CPX.0016672	Upgrade	40	01	5	Storm Water Infrastructure	Drainage Collection	Subcouncil 8	18.84974315	-34.08993417	1 292	600	600	–	–	–	-	600
Water & Sanitation	Bulk Services: Green Point Marine Outfalls	CPX.0036227	Renewal	23	03	2	Sanitation Infrastructure	Outfall Sewers	54	18.38910497	-33.91496239	15 608	23 412	23 412	980	980	–	-	23 412
Water & Sanitation	Bulk Services: Hout Bay Marine Outfalls	CPX.0036228	Renewal	23	03	2	Sanitation Infrastructure	Outfall Sewers	74	18.35582042	-34.02036471	13 392	20 088	20 088	–	532	(532)	-100.0%	20 088
Water & Sanitation	Bulk Services: Macassar WWTW Extension	CPX/0000639: C12.86059	Upgrade	23	03	2	Sanitation Infrastructure	Waste Water Treatment Works	109	18.76722692	-34.07505808	368 792	1 105 812	1 105 812	52 344	39 081	13 263	33.9%	1 105 812
Water & Sanitation	Bulk Services: Molteno Depot Building Upgrade	CPX.0036469	Upgrade	23	02	2	Operational Buildings	Municipal Offices	77	18.41109286	-33.93767743	–	1 000	1 000	–	–	–	-	1 000
Water & Sanitation	Bulk Services: Newlands Depot Upgrade	CPX.0036278	Upgrade	23	02	2	Operational Buildings	Workshops	62	18.45067185	-33.96798592	649	1 000	1 000	73	92	(19)	-20.2%	1 000
Water & Sanitation	Bulk Services: Plant & Equipment Additional FY27	CPX/0000680: CPX.0018268	New	40	03	9	Machinery and Equipment	Machinery and Equipment	Corp Inf			–	9 846	9 846	2	2	–	-	9 846
Water & Sanitation	Bulk Services: Plant & Equipment: Replacement FY27	CPX/0000736: CPX.0018271	Renewal	40	03	9	Machinery and Equipment	Machinery and Equipment	Corp Inf			–	5 546	5 546	–	–	–	-	5 546
Water & Sanitation	Bulk Services: Platteklooof Reservoir Building upgrade	CPX.0036380	Upgrade	23	02	2	Operational Buildings	Workshops	1	18.57757323	-33.86371701	287	1 200	1 200	253	253	–	-	1 200
Water & Sanitation	Bulk Services: Potsdam WWTW - Extension	CPX/0000681: C11.86063	Upgrade	23	03	2	Sanitation Infrastructure	Waste Water Treatment Works	113	18.52162017	-33.84128019	837 558	530 564	496 247	79 647	80 000	(353)	-0.4%	338 497
Water & Sanitation	Bulk Services: Refurbishment of Kommissaris Dam	CPX/0025952: CPX.0039217	Renewal	40	01	5	Storm Water Infrastructure	Drainage Collection	70	18.62408849	-33.87300966	–	6 000	4 100	–	–	–	-	4 100
Water & Sanitation	Bulk Services: Rehab of Diep River - Joe Slovo Pond	CPX.0016668	Renewal	40	01	5	Various	Various	4	18.51037445	-33.8734007	–	200	200	–	–	–	-	200
Water & Sanitation	Bulk Services: Rehabilitation Keysers River Steenberg	CPX.0017546	Renewal	40	01	5	Storm Water Infrastructure	Drainage Collection	71	18.45716231	-34.06603964	1 065	600	600	236	136	100	74.0%	600
Water & Sanitation	Bulk Services: Rehabilitation of Grootboschkloof River	CPX.0017475	Renewal	40	01	5	Storm Water Infrastructure	Drainage Collection	71	18.42344673	-34.0391811	1 100	600	600	226	226	(0)	0.0%	600
Water & Sanitation	Bulk Services: Rehabilitation of Westlake River	CPX.0017549	Renewal	40	01	5	Storm Water Infrastructure	Drainage Collection	71	18.44179984	-34.07446767	1 072	570	570	–	–	–	-	570
Water & Sanitation	Bulk Services: Sand/Langvlei Canal Wetland Rehab	CPX/0019931: CPX.0020148	Renewal	40	01	5	Storm Water Infrastructure	Drainage Collection	68	18.47240627	-34.07823618	491	114	114	–	56	(56)	-100.0%	114
Water & Sanitation	Bulk Services: Sir Lowry's Pass River Upgrade	CPX.0012948	Upgrade	40	01	5	Storm Water Infrastructure	Drainage Collection	100	18.87370442	-34.14331011	36 210	62 026	62 026	12 880	12 880	(0)	0.0%	62 026
Water & Sanitation	Bulk Services: Stormwater Rehab/Improvement Centrl FY27	CPX/0013016: CPX.0041942	Renewal	40	01	5	Storm Water Infrastructure	Drainage Collection	Area Central	18.588474	-33.944204	–	10 000	10 000	–	–	–	-	10 000
Water & Sanitation	Bulk Services: Stormwater Rehab/Improvement East FY27	CPX/0013016: CPX.0041876	Renewal	40	01	5	Storm Water Infrastructure	Drainage Collection	Area East	18.906682	-34.119396	–	10 000	13 123	–	–	–	-	13 123
Water & Sanitation	Bulk Services: Stormwater Rehab/Improvement North FY27	CPX/0013016: CPX.0041875	Renewal	40	01	5	Storm Water Infrastructure	Drainage Collection	Area North	18.563564	-33.736739	–	10 000	10 000	–	–	–	-	10 000
Water & Sanitation	Bulk Services: Stormwater Rehab/Improvement South FY27	CPX/0013016: CPX.0041878	Renewal	40	01	5	Storm Water Infrastructure	Drainage Collection	Area South	18.567084	-34.043757	–	10 000	10 000	–	–	–	-	10 000
Water & Sanitation	Bulk Services: Sundry Equipment: Additional FY27	CPX/0000691: CPX.0018212	New	40	04	9	Machinery and Equipment	Machinery and Equipment	Corp Inf			–	500	500	–	–	–	-	500
Water & Sanitation	Bulk Services: SW Canal Fencing - Gordon's Bay Main Rd	CPX.0044110	Renewal	40	01	5	Storm Water Infrastructure	Drainage Collection	85	18.8448038	-34.12413383	–	250	250	–	–	–	-	250
Water & Sanitation	Bulk Services: Table Mountain Group Aquifer: Steenbras	CPX.0029948	New	40	03	2	Water Supply Infrastructure	Various	100	18.91968762	-34.17528601	22 768	5 800	6 876	614	2 000	(1 386)	-69.3%	6 876
Water & Sanitation	Bulk Services: Upgrade of Geelsloot Pond -Somerset West	CPX.0016650	Upgrade	40	01	5	Storm Water Infrastructure	Drainage Collection	15	18.8490978	-34.05936819	348	55	133	–	47	(47)	-100.0%	133
Water & Sanitation	Bulk Services: Upgrade of Manenberg Canal	CPX.0016623	Upgrade	40	01	5	Storm Water Infrastructure	Drainage Collection	Subcouncil 11	18.55477576	-33.97473515	–	–	50	11	–	11	100.0%	50
Water & Sanitation	Bulk Services: Upgrade of Zandvlei Canal	CPX.0017550	Upgrade	40	01	5	Storm Water Infrastructure	Drainage Collection	64	18.47533742	-34.10437175	410	250	250	–	63	(63)	-100.0%	250
Water & Sanitation	Bulk Services: Upgrade Vygekraal River banks - Phase II	CPX.0016671	Upgrade	40	01	5	Storm Water Infrastructure	Drainage Collection	Subcouncil 11	18.52937064	-33.96114604	–	120	120	–	–	–	-	120
Water & Sanitation	Bulk Services: W&S Contingency Prov - Construction FY27	CPX/0000627: CPX.0043868	New	23	04	2	Storm Water Infrastructure	Drainage Collection	City-Wide	18.52501894	-34.14115605	–	1 200	1 200	–	–	–	-	–
Water & Sanitation	Bulk Services: W&S Contingency Prov - Insurance FY27	CPX/0000627: CPX.0017981	Renewal	40	04	9	Machinery and Equipment	Machinery and Equipment	Corp Inf			–	80	80	–	–	–	-	–
Water & Sanitation	Bulk Services: Wesfleur Aeration & Blower Replacement	CPX.0016426	Renewal	23	03	2	Sanitation Infrastructure	Waste Water Treatment Works	32	18.47911041	-33.61053255	113 764	800	35 117	11 702	11 702	–	-	35 117
Water & Sanitation	Bulk Services: Wildevoelvlei WWTW-Upgrade dewatering	CPX.0010426	Upgrade	23	03	2	Sanitation Infrastructure	Waste Water Treatment Works	69	18.36591662	-34.13384195	82 000	97 866	97 866	28 071	20 000	8 071	40.4%	97 866
Water & Sanitation	Bulk Services: WWTW Equipment Replacem - Central FY27	CPX/0000527: CPX.0041741	Renewal	23	04	2	Sanitation Infrastructure	Waste Water Treatment Works	Area Central	18.588474	-33.944204	–	6 649	6 649	464	–	464	100.0%	6 649
Water & Sanitation	Bulk Services: WWTW Equipment Replacem - East FY27	CPX/0000527: CPX.0041750	Renewal	23	04	2	Sanitation Infrastructure	Waste Water Treatment Works	Area East	18.906682	-34.119396	–	11 851	11 851	–	–	–	-	11 851
Water & Sanitation	Bulk Services: WWTW Equipment Replacem - North FY27	CPX/0000527: CPX.0041716	Renewal	23	04	2	Sanitation Infrastructure	Waste Water Treatment Works	Area North	18.563564	-33.736739	–	3 500	3 500	–	–	–	-	3 500
Water & Sanitation	Bulk Services: WWTW Equipment Replacem - South FY27	CPX/0000527: CPX.0041721	Renewal	23	04	2	Sanitation Infrastructure	Waste Water Treatment Works	Area South	18.567084	-34.043757	–	8 000	8 000	–	–	–	-	8 000
Water & Sanitation	Bulk Services: Zandvliet/Faure Plant Re-use (70ML)	CPX.0014007	New	40	03	2	Water Supply Infrastructure	Water Treatment Works	109	18.7458963	-34.0390087	10 725	9 000	9 000	903	903	–	-	9 000
Water & Sanitation	Commercial Services: AMI rollout programme	CPX.0019987	New	40	04	2	Water Supply Infrastructure	Distribution	City-Wide	18.52501894	-34.14115605	122 555	456 989	456 989	10 734	41 451	(30 717)	-74.1%	456 989
Water & Sanitation	Commercial Services: Meter Replacement Programme Central FY27	CPX/0000682: CPX.0017842	Renewal	23	04	2	Water Supply Infrastructure	Distribution	Area Central	18.588474	-33.944204	–	15 000	15 000	2 901	2 029	871	42.9%	15 000
Water & Sanitation	Commercial Services: Meter Replacement Programme East FY27	CPX/0000682: CPX.0041764	Renewal	23	04	2	Water Supply Infrastructure	Distribution	Area East	18.906682	-34.119396	–	10 000	10 000	1 134	1 442	(308)	-21.4%	10 000
Water & Sanitation	Commercial Services: Meter Replacement Programme FY26	CPX/0000682: CPX.0017841	Renewal	23	04	2	Water Supply Infrastructure	Distribution	City-Wide	18.52501894	-34.14115605	40 328	–	–	(5)	–	(5)	100.0%	–

Function												2025/26	Budget Year 2026/27						
R Thousand	Project Description	Project Number	Type	MTDP Service Outcome	IUDF	Own Strategic Objectives	Asset Class	Asset Sub-Class	Ward Location	GPS Longitude	GPS Lattitude	Provisional Outcome	Original Budget	Adjusted Budget	YearTD actual	YearTD budget	YTD variance	YTD variance %	Full Year Forecast
Water & Sanitation	Commercial Services: Meter Replacement Programme North FY27	CPX/0000682: CPX.0041853	**Renewal**	*23*	*04*	**2**	*Water Supply Infrastructure*	*Distribution*	**Area North**	18.563564	*-33.736739*	–	10 000	10 000	2 676	1 668	1 008	60.4%	10 000
Water & Sanitation	Commercial Services: Meter Replacement Programme South FY27	CPX/0000682: CPX.0041852	**Renewal**	*23*	*04*	**2**	*Water Supply Infrastructure*	*Distribution*	**Area South**	18.567084	*-34.043757*	–	10 000	10 000	2 096	1 454	642	44.1%	10 000
Water & Sanitation	Commercial Services: Plant & Equipment: Add (CSM) FY27	CPX/0030224: CPX.0038428	**New**	*30*	*04*	**9**	*Machinery and Equipment*	*Machinery and Equipment*	**Corp Inf**			–	1 000	1 000	–	59	(59)	-100.0%	1 000
Water & Sanitation	Commercial Services: W&S Contingency Prov - Construction FY27	CPX/0021324: CPX.0043913	**New**	*23*	*04*	**2**	*Water Supply Infrastructure*	*Bulk Mains*	**City-Wide**	18.52501894	*-34.14115605*	–	72 000	72 000	–	–	–	-	–
Water & Sanitation	Commercial Services: W&S Contingency Prov - Insurance FY27	CPX/0021324: CPX.0033573	**Renewal**	*40*	*04*	**9**	*Machinery and Equipment*	*Machinery and Equipment*	**Corp Inf**			–	1 000	0	–	–	–	-	–
Water & Sanitation	Commercial Services: Water Meters New Connections FY26	CPX/0000672: CPX.0017977	**New**	*23*	*03*	**2**	*Water Supply Infrastructure*	*Distribution*	**City-Wide**	18.52501894	*-34.14115605*	3 654	–	–	(4)	–	(4)	100.0%	–
Water & Sanitation	Commercial Services: Water Meters New Connections FY27	CPX/0000672: CPX.0017978	**New**	*23*	*04*	**2**	*Water Supply Infrastructure*	*Distribution*	**City-Wide**	18.52501894	*-34.14115605*	–	15 500	15 500	67	1 384	(1 317)	-95.2%	15 500
Water & Sanitation	Distribution Services: Acquisition & Registr & servitude FY27	CPX/0021347: CPX.0029925	**New**	*23*	*04*	**2**	*Licences and Rights*	*Water Rights*	**City-Wide**	18.52501894	*-34.14115605*	–	150	150	–	–	–	-	150
Water & Sanitation	Distribution Services: Borcherds Quarry Office Containers	CPX.0039026	**New**	*30*	*04*	**9**	*Operational Buildings*	*Workshops*	**31**	18.58917289	*-33.96156113*	–	3 000	3 000	–	200	(200)	-100.0%	3 000
Water & Sanitation	Distribution Services: Bulk Retic Sewers in Milnerton Rehab	CPX/0006478: CPX.0011318	**Renewal**	*23*	*04*	**2**	*Sanitation Infrastructure*	*Various*	**4**	18.52397675	*-33.86408032*	113 180	–	–	(8 589)	–	(8 589)	100.0%	–
Water & Sanitation	Distribution Services: Bulk Sewers in Milnerton Rehab Phase 2	CPX/0006478: CPX.0042073	**Renewal**	*23*	*04*	**2**	*Sanitation Infrastructure*	*Various*	**Subcouncil 3**	18.51418643	*-33.86802215*	–	19 767	19 767	–	–	–	-	19 767
Water & Sanitation	Distribution Services: Cape Flats Rehabilitation	CPX/0000532: CPX.0005615	**Renewal**	*23*	*03*	**2**	*Sanitation Infrastructure*	*Reticulation*	**City-Wide**	18.5245482	*-34.0250496*	112 018	226 013	226 013	–	5 557	(5 557)	-100.0%	226 013
Water & Sanitation	Distribution Services: Depot: Blomtuin Retic Upgrade	CPX/0034861: CPX.0033206	**Upgrade**	*30*	*04*	**9**	*Operational Buildings*	*Workshops*	**3**	18.65127799	*-33.88546076*	291	8 132	8 132	–	–	–	-	8 132
Water & Sanitation	Distribution Services: Depot: Kendal Rd - Asphalting	CPX/0034861: CPX.0039290	**Upgrade**	*30*	*04*	**9**	*Operational Buildings*	*Workshops*	**73**	18.44811545	*-34.02883312*	–	1 200	1 200	–	–	–	-	1 200
Water & Sanitation	Distribution Services: Depot: Killarney Upgrade	CPX/0034861: CPX.0033285	**Upgrade**	*30*	*04*	**9**	*Operational Buildings*	*Workshops*	**113**	18.52443593	*-33.83689589*	–	5 000	5 000	–	–	–	-	5 000
Water & Sanitation	Distribution Services: Depot: Mitchells Plain Upgrade	CPX/0034861: CPX.0036364	**Upgrade**	*30*	*04*	**9**	*Operational Buildings*	*Workshops*	**43**	18.59161732	*-34.06770344*	–	6 000	6 000	–	–	–	-	6 000
Water & Sanitation	Distribution Services: Depot: Pinelands Sewer Upgrade	CPX/0034861: CPX.0036365	**Upgrade**	*30*	*04*	**9**	*Operational Buildings*	*Workshops*	**53**	18.50733792	*-33.93926061*	–	6 314	6 314	–	–	–	-	6 314
Water & Sanitation	Distribution Services: Depot: Vaalfontein Upgrade	CPX/0034861: CPX.0036362	**Upgrade**	*30*	*04*	**9**	*Operational Buildings*	*Workshops*	**15**	18.80042914	*-34.05966909*	–	3 700	3 700	–	–	–	-	–
Water & Sanitation	Distribution Services: Depot: Woodstock ISBS Upgrade	CPX/0034861: CPX.0041640	**Upgrade**	*30*	*04*	**9**	*Operational Buildings*	*Workshops*	**115**	18.45478682	*-33.92347314*	–	1 000	1 000	–	–	–	-	1 000
Water & Sanitation	Distribution Services: Fisantekraal Pump Station Upgrade	CPX.0031552	**Upgrade**	*23*	*03*	**2**	*Sanitation Infrastructure*	*Various*	**105**	18.70446639	*-33.80002172*	–	5 000	5 000	–	167	(167)	-100.0%	5 000
Water & Sanitation	Distribution Services: Gordons Bay Beach Front Sewer Ph2	CPX.0020255	**Upgrade**	*23*	*03*	**2**	*Sanitation Infrastructure*	*Various*	**100**	18.86857979	*-34.1473718*	2 020	491	491	–	16	(16)	-100.0%	491
Water & Sanitation	Distribution Services: Gordon's Bay Sewer Rising Main	CPX.0009432	**Renewal**	*23*	*03*	**2**	*Sanitation Infrastructure*	*Various*	**Subcouncil 8**	18.84925791	*-34.12177933*	100 054	17 306	17 306	4 287	1 299	2 988	229.9%	32 306
Water & Sanitation	Distribution Services: Highlands Estate Sewer Reticulation	CPX.0039254	**New**	*23*	*04*	**2**	*Sanitation Infrastructure*	*Reticulation*	**43**	18.54579148	*-34.01302022*	1 078	380	589	–	–	–	-	589
Water & Sanitation	Distribution Services: Houtbay Pressure Management Remodelling	CPX.0039270	**Renewal**	*23*	*03*	**2**	*Water Supply Infrastructure*	*Distribution*	**Subcouncil 20**	18.36134359	*-34.02610608*	–	1 100	463	–	–	–	-	463
Water & Sanitation	Distribution Services: Inform Settl Sanit Install Central FY27	CPX/0000521: CPX.0041613	**New**	*40*	*01*	**2**	*Sanitation Infrastructure*	*Reticulation*	**Area Central**	18.588474	*-33.944204*	–	7 200	7 200	–	600	(600)	-100.0%	7 200
Water & Sanitation	Distribution Services: Inform Settl Sanit Install East FY27	CPX/0000521: CPX.0041616	**New**	*40*	*01*	**2**	*Sanitation Infrastructure*	*Reticulation*	**Area East**	18.906682	*-34.119396*	–	10 800	10 800	–	900	(900)	-100.0%	10 800
Water & Sanitation	Distribution Services: Inform Settl Sanit Install North FY27	CPX/0000521: CPX.0041617	**New**	*40*	*01*	**2**	*Sanitation Infrastructure*	*Reticulation*	**Area North**	18.563564	*-33.736739*	–	7 200	7 200	–	600	(600)	-100.0%	7 200
Water & Sanitation	Distribution Services: Inform Settl Sanit Install South FY27	CPX/0000521: CPX.0041619	**New**	*40*	*01*	**2**	*Sanitation Infrastructure*	*Reticulation*	**Area South**	18.567084	*-34.043757*	–	10 800	10 800	6	900	(894)	-99.3%	10 800
Water & Sanitation	Distribution Services: Inform Settl Water Install Central FY27	CPX/0000525: CPX.0042315	**New**	*40*	*01*	**2**	*Water Supply Infrastructure*	*Distribution*	**Area Central**	18.588474	*-33.944204*	–	1 600	1 600	–	60	(60)	-100.0%	1 600
Water & Sanitation	Distribution Services: Inform Settl Water Install East FY27	CPX/0000525: CPX.0042316	**New**	*40*	*01*	**2**	*Water Supply Infrastructure*	*Distribution*	**Area East**	18.906682	*-34.119396*	–	2 400	2 400	26	90	(64)	-70.8%	2 400
Water & Sanitation	Distribution Services: Inform Settl Water Install North FY27	CPX/0000525: CPX.0042318	**New**	*40*	*01*	**2**	*Water Supply Infrastructure*	*Distribution*	**Area North**	18.563564	*-33.736739*	–	2 400	2 400	–	90	(90)	-100.0%	2 400
Water & Sanitation	Distribution Services: Inform Settl Water Install South FY27	CPX/0000525: CPX.0042317	**New**	*40*	*01*	**2**	*Water Supply Infrastructure*	*Distribution*	**Area South**	18.567084	*-34.043757*	–	1 600	1 600	76	118	(42)	-35.4%	1 600
Water & Sanitation	Distribution Services: Koeberg Pump station capacity upgrade	CPX.0029340	**Upgrade**	*23*	*03*	**2**	*Sanitation Infrastructure*	*Pump Station*	**4**	18.52027599	*-33.84784604*	1 172	41 078	41 078	0	4 442	(4 442)	-100.0%	41 078
Water & Sanitation	Distribution Services: Langa Pump Station (9) - screens, pumps	CPX.0029305	**Upgrade**	*23*	*03*	**2**	*Sanitation Infrastructure*	*Various*	**51**	18.5107046	*-33.94757615*	–	4 000	4 000	–	400	(400)	-100.0%	4 000
Water & Sanitation	Distribution Services: Philippi Collect Sewer Ph2	CPX/0000679: CPX.0036094	**New**	*23*	*03*	**2**	*Sanitation Infrastructure*	*Various*	**Area South**	18.59589176	*-34.00549168*	792	5 900	5 900	–	500	(500)	-100.0%	5 900
Water & Sanitation	Distribution Services: Philippi Collector Sewer	CPX/0000679: C11.86060	**New**	*23*	*03*	**2**	*Sanitation Infrastructure*	*Various*	**Area South**	18.56003532	*-34.00570936*	64 827	237 337	237 337	15 557	15 557	–	-	201 761
Water & Sanitation	Distribution Services: Philippi open Trench pipe replacement	CPX.0036053	**Renewal**	*23*	*02*	**2**	*Sanitation Infrastructure*	*Reticulation*	**43**	18.55794702	*-34.0384534*	2 264	426	426	–	–	–	-	426
Water & Sanitation	Distribution Services: Philippi Pump Station Phase 4 Upgrade	CPX/0043648: CPX.0031556	**Upgrade**	*23*	*03*	**2**	*Sanitation Infrastructure*	*Various*	**35**	18.61829045	*-34.01462552*	–	5 000	5 000	–	–	–	-	5 000
Water & Sanitation	Distribution Services: Phoenix Sewer Pump Station Upgrade	CPX.0031557	**Upgrade**	*23*	*03*	**2**	*Sanitation Infrastructure*	*Various*	**4**	18.50614903	*-33.87335284*	–	5 701	5 701	–	650	(650)	-100.0%	5 701
Water & Sanitation	Distribution Services: Raapenberg Pump Station Upgrade	CPX.0029269	**Upgrade**	*23*	*03*	**2**	*Sanitation Infrastructure*	*Various*	**60**	18.48557054	*-33.94729294*	2 532	2 825	2 825	–	–	–	-	2 825
Water & Sanitation	Distribution Services: Radios - ISBS: Replacement FY27	CPX/0033098: CPX.0042029	**Renewal**	*23*	*04*	**2**	*Machinery and Equipment*	*Machinery and Equipment*	**Corp Inf**			–	600	600	–	–	–	-	600
Water & Sanitation	Distribution Services: Radios - Reticulation: Replacement FY27	CPX/0033098: CPX.0039273	**Renewal**	*23*	*04*	**2**	*Machinery and Equipment*	*Machinery and Equipment*	**Corp Inf**			–	2 000	2 000	–	–	–	-	2 000
Water & Sanitation	Distribution Services: Replace Sewer Network (Citywide) FY26	CPX/0003838: CPX.0020958	**Renewal**	*23*	*03*	**2**	*Sanitation Infrastructure*	*Reticulation*	**City-Wide**	18.52501894	*-34.14115605*	347 267	–	–	(11)	–	(11)	100.0%	–
Water & Sanitation	Distribution Services: Replace Water Main Voortrekker Rd	CPX.0037035	**Renewal**	*23*	*02*	**2**	*Water Supply Infrastructure*	*Distribution*	**56**	18.4994978	*-33.92070833*	–	25 000	25 000	–	800	(800)	-100.0%	–
Water & Sanitation	Distribution Services: Replace Water Network (City Wide) FY26	CPX/0003861: CPX.0017258	**Renewal**	*23*	*03*	**2**	*Water Supply Infrastructure*	*Distribution*	**City-Wide**	18.52501894	*-34.14115605*	225 285	–	–	(91)	–	(91)	100.0%	–
Water & Sanitation	Distribution Services: Rietvlei Pump Station and Rising Main	CPX.0035915	**Upgrade**	*23*	*03*	**2**	*Sanitation Infrastructure*	*Reticulation*	**11**	18.67205564	*-33.93361778*	8 051	574	1 001	–	313	(313)	-100.0%	1 001
Water & Sanitation	Distribution Services: Sanddrift East Pump Station Upgrade	CPX.0029346	**Upgrade**	*23*	*03*	**2**	*Sanitation Infrastructure*	*Pump Station*	**55**	18.52048315	*-33.88021648*	6 610	53 354	53 354	1 363	4 753	(3 390)	-71.3%	53 354
Water & Sanitation	Distribution Services: Sewer Network Replacement - Central FY27	CPX/0003838: CPX.0041748	**Renewal**	*23*	*03*	**2**	*Sanitation Infrastructure*	*Reticulation*	**Area Central**	18.588474	*-33.944204*	–	91 250	91 250	3 258	2 594	664	25.6%	91 250
Water & Sanitation	Distribution Services: Sewer Network Replacement - East FY27	CPX/0003838: CPX.0041745	**Renewal**	*23*	*03*	**2**	*Sanitation Infrastructure*	*Reticulation*	**Area East**	18.906682	*-34.119396*	–	91 250	91 250	–	800	(800)	-100.0%	91 250
Water & Sanitation	Distribution Services: Sewer Network Replacement - North FY27	CPX/0003838: CPX.0041747	**Renewal**	*23*	*03*	**2**	*Sanitation Infrastructure*	*Reticulation*	**Area North**	18.563564	*-33.736739*	–	91 250	91 250	12 814	9 498	3 317	34.9%	91 250
Water & Sanitation	Distribution Services: Sewer Network Replacement - South FY27	CPX/0003838: CPX.0041744	**Renewal**	*23*	*03*	**2**	*Sanitation Infrastructure*	*Reticulation*	**Area South**	18.567084	*-34.043757*	–	91 250	91 250	–	800	(800)	-100.0%	91 250
Water & Sanitation	Distribution Services: Sewer Projects as per Master Plan FY27	CPX/0000700: CPX.0020975	**New**	*23*	*03*	**2**	*Sanitation Infrastructure*	*Reticulation*	**City-Wide**	18.52501894	*-34.14115605*	–	3 280	3 280	1 193	1 186	7	0.6%	12 680
Water & Sanitation	Distribution Services: Sewer Pump Station Refurb - Central FY27	CPX/0000719: CPX.0041813	**Renewal**	*23*	*03*	**2**	*Sanitation Infrastructure*	*Various*	**Area Central**	18.588474	*-33.944204*	–	32 250	22 484	–	1 108	(1 108)	-100.0%	22 484
Water & Sanitation	Distribution Services: Sewer Pump Station Refurb - East FY27	CPX/0000719: CPX.0041727	**Renewal**	*23*	*03*	**2**	*Sanitation Infrastructure*	*Various*	**Area East**	18.906682	*-34.119396*	–	32 250	32 250	–	1 825	(1 825)	-100.0%	32 250
Water & Sanitation	Distribution Services: Sewer Pump Station Refurb - North FY27	CPX/0000719: CPX.0041729	**Renewal**	*23*	*03*	**2**	*Sanitation Infrastructure*	*Various*	**Area North**	18.563564	*-33.736739*	–	32 250	32 250	3 069	2 768	301	10.9%	32 250
Water & Sanitation	Distribution Services: Sewer Pump Station Refurb - South FY27	CPX/0000719: CPX.0041725	**Renewal**	*23*	*03*	**2**	*Sanitation Infrastructure*	*Various*	**Area South**	18.567084	*-34.043757*	–	32 250	32 250	847	1 647	(800)	-48.6%	32 250
Water & Sanitation	Distribution Services: Simonstown Main Water Supply Upgrade	CPX.0039185	**Upgrade**	*23*	*03*	**2**	*Water Supply Infrastructure*	*Distribution*	**61**	18.42512439	*-34.18232171*	–	3 273	3 273	–	116	(116)	-100.0%	3 273
Water & Sanitation	Distribution Services: Small Plant & Equip: Add (ISBS) FY27	CPX/0035794: CPX.0036560	**New**	*40*	*04*	**9**	*Machinery and Equipment*	*Machinery and Equipment*	**Corp Inf**			–	100	100	–	–	–	-	100
Water & Sanitation	Distribution Services: Small Plant & Equip: Add (Retic) FY27	CPX/0000701: CPX.0020995	**New**	*40*	*04*	**9**	*Machinery and Equipment*	*Machinery and Equipment*	**Corp Inf**			–	3 000	3 000	–	700	(700)	-100.0%	3 000
Water & Sanitation	Distribution Services: Table View East Bulk Sewer & PS Upgrade	CPX.0026294	**Renewal**	*23*	*03*	**2**	*Sanitation Infrastructure*	*Various*	**113**	18.49823092	*-33.82423844*	–	2 430	2 430	–	81	(81)	-100.0%	–
Water & Sanitation	Distribution Services: Tafelsig Swartklip Pump Station Upgrade	CPX.0036319	**Upgrade**	*23*	*03*	**2**	*Sanitation Infrastructure*	*Pump Station*	**92**	18.65670794	*-34.06479347*	–	5 000	5 000	–	–	–	-	5 000
Water & Sanitation	Distribution Services: Trappies Sewer System: Rehabilitation	CPX.0033745	**Renewal**	*23*	*03*	**2**	*Sanitation Infrastructure*	*Outfall Sewers*	**83**	18.82753275	*-34.10607894*	74 164	86 450	86 450	3 946	11 745	(7 799)	-66.4%	86 450
Water & Sanitation	Distribution Services: Upgrade Reservoirs City Wide FY27	CPX/0004139: CPX.0021013	**Upgrade**	*23*	*03*	**2**	*Various*	*Various*	**City-Wide**	18.52501894	*-34.14115605*	–	5 000	5 000	–	–	–	-	16 176
Water & Sanitation	Distribution Services: Upgrade water supply system Hout Bay	CPX.0038519	**Upgrade**	*23*	*03*	**2**	*Water Supply Infrastructure*	*Distribution*	**74**	18.36542969	*-34.01750594*	2 355	1 438	1 438	158	117	41	35.5%	1 438
Water & Sanitation	Distribution Services: Water Network Replacement - Central FY27	CPX/0003861: CPX.0041726	**Renewal**	*23*	*03*	**2**	*Water Supply Infrastructure*	*Distribution*	**Area Central**	18.588474	*-33.944204*	–	71 860	71 860	3 808	4 196	(388)	-9.2%	71 860
Water & Sanitation	Distribution Services: Water Network Replacement - East FY27	CPX/0003861: CPX.0041723	**Renewal**	*23*	*03*	**2**	*Water Supply Infrastructure*	*Distribution*	**Area East**	18.906682	*-34.119396*	–	71 860	71 860	480	1 267	(787)	-62.1%	71 860
Water & Sanitation	Distribution Services: Water Network Replacement - North FY27	CPX/0003861: CPX.0041724	**Renewal**	*23*	*03*	**2**	*Water Supply Infrastructure*	*Distribution*	**Area North**	18.563564	*-33.736739*	–	71 860	71 860	254	800	(546)	-68.2%	71 860
Water & Sanitation	Distribution Services: Water Network Replacement - South FY27	CPX/0003861: CPX.0041722	**Renewal**	*23*	*03*	**2**	*Water Supply Infrastructure*	*Distribution*	**Area South**	18.567084	*-34.043757*	–	71 860	71 860	1 775	1 658	117	7.1%	71 860
Water & Sanitation	Distribution Services: Water Projects as per Master Plan FY27	CPX/0000673: CPX.0021026	**New**	*23*	*03*	**2**	*Water Supply Infrastructure*	*Distribution*	**City-Wide**	18.52501894	*-34.14115605*	–	1 000	1 000	–	33	(33)	-100.0%	1 000
Water & Sanitation	Distribution Services: Witzands Pump Station Upgrade	CPX.0031561	**Upgrade**	*23*	*03*	**2**	*Sanitation Infrastructure*	*Various*	**32**	18.50652476	*-33.59269569*	–	2 770	2 770	–	300	(300)	-100.0%	2 770

Function												2025/26	Budget Year 2026/27						
R Thousand	Project Description	Project Number	Type	MTDP Service Outcome	IUDF	Own Strategic Objectives	Asset Class	Asset Sub-Class	Ward Location	GPS Longitude	GPS Lattitude	Provisional Outcome	Original Budget	Adjusted Budget	YearTD actual	YearTD budget	YTD variance	YTD variance %	Full Year Forecast
Water & Sanitation	Distribution Services: Zevenwacht Reservoir and Network	CPX.0021780	**New**	*23*	*03*	**2**	*Various*	*Various*	**14**	18.72239331	*-33.93066462*	–	2 000	2 000	–	67	(67)	-100.0%	2 000
Water & Sanitation	Technical Services: W & S: CCTV Systems: Additional FY27	CPX/0033726: CPX.0036383	**New**	*30*	*04*	**9**	*Operational Buildings*	*Municipal Offices*	**Corp Inf**			–	1 000	1 000	–	–	–	-	1 000
Water & Sanitation	Technical Services: W & S: Clocking Devices: Additional FY27	CPX/0036517: CPX.0036388	**New**	*30*	*04*	**9**	*Furniture and Office Equipment*	*Furniture and Office Equipment*	**Corp Inf**			–	170	170	–	–	–	-	170
Water & Sanitation	Technical Services: W & S: Clocking Devices: Replacements FY27	CPX/0033728: CPX.0036445	**Renewal**	*30*	*04*	**9**	*Furniture and Office Equipment*	*Furniture and Office Equipment*	**Corp Inf**			–	80	80	–	–	–	-	80
Water & Sanitation	Technical Services: W & S: Computer Equipment: Additional FY27	CPX/0000528: CPX.0036510	**New**	*30*	*04*	**9**	*Computer Equipment*	*Computer Equipment*	**Corp Inf**			–	3 500	3 500	3 490	3 490	–	-	3 500
Water & Sanitation	Technical Services: W & S: Computer Equipment: Replacement FY27	CPX/0033740: CPX.0036353	**Renewal**	*30*	*04*	**9**	*Computer Equipment*	*Computer Equipment*	**Corp Inf**			–	11 000	11 000	10 935	10 935	–	-	11 000
Water & Sanitation	Technical Services: W & S: Depot Realignment: Blomtuin	CPX/0000505: CPX.0022989	**Upgrade**	*30*	*04*	**9**	*Operational Buildings*	*Workshops*	**3**	18.65063217	*-33.88556988*	6 064	–	13 738	81	81	–	-	13 738
Water & Sanitation	Technical Services: W & S: Depot: Airconditioner Replacements	CPX/0021344: CPX.0041641	**Upgrade**	*30*	*04*	**9**	*Operational Buildings*	*Workshops*	**City-Wide**	18.52501894	*-34.14115605*	1 656	1 000	1 000	–	–	–	-	1 000
Water & Sanitation	Technical Services: W & S: Depot: Hillstar EAM (Phase 2)	CPX/0021344: CPX.0039180	**Upgrade**	*30*	*04*	**9**	*Operational Buildings*	*Workshops*	**63**	18.49121519	*-34.00646851*	–	1 000	1 000	–	–	–	-	1 000
Water & Sanitation	Technical Services: W & S: Depot: Langeberg Upgrade	CPX/0021344: CPX.0029314	**Upgrade**	*30*	*04*	**9**	*Operational Buildings*	*Workshops*	**112**	18.66032427	*-33.82785135*	–	3 700	3 700	–	–	–	-	3 700
Water & Sanitation	Technical Services: W & S: Depot: Sacks Circle Upgrade	CPX/0021344: CPX.0036401	**Upgrade**	*30*	*04*	**9**	*Operational Buildings*	*Workshops*	**9**	18.6561059	*-33.92644272*	590	3 636	3 636	42	–	42	100.0%	3 636
Water & Sanitation	Technical Services: W & S: Depot: Safety & Security Base Upgrade	CPX/0021344: CPX.0039147	**Upgrade**	*30*	*04*	**9**	*Operational Buildings*	*Workshops*	**100**	18.84724523	*-34.18654525*	–	3 628	3 628	–	–	–	-	3 628
Water & Sanitation	Technical Services: W & S: Depot: Scottsdene WWTP Upgrade	CPX/0021344: CPX.0033179	**Upgrade**	*30*	*04*	**9**	*Operational Buildings*	*Workshops*	**7**	18.73328639	*-33.87123217*	–	4 000	4 000	–	–	–	-	4 000
Water & Sanitation	Technical Services: W & S: EAM Heavy Vehicles: Additional FY27	CPX/0000671: CPX.0031590	**New**	*30*	*03*	**9**	*Transport Assets*	*Transport Assets*	**Corp Inf**			–	20 000	20 000	1 436	3 608	(2 173)	-60.2%	20 000
Water & Sanitation	Technical Services: W & S: EAM Heavy Vehicles: Replacement FY27	CPX/0000696: CPX.0029703	**Renewal**	*30*	*03*	**9**	*Transport Assets*	*Transport Assets*	**Corp Inf**			–	11 000	11 000	2 037	5 500	(3 463)	-63.0%	11 000
Water & Sanitation	Technical Services: W & S: EAM Light Vehicles: Additional FY27	CPX/0000671: CPX.0031620	**New**	*30*	*03*	**9**	*Transport Assets*	*Transport Assets*	**Corp Inf**			–	3 000	3 000	–	–	–	-	3 000
Water & Sanitation	Technical Services: W & S: EAM Light Vehicles: Replacement FY27	CPX/0000696: CPX.0029704	**Renewal**	*30*	*03*	**9**	*Transport Assets*	*Transport Assets*	**Corp Inf**			–	3 500	4 500	158	158	–	-	4 500
Water & Sanitation	Technical Services: W & S: EAM Plant & Equipment: Additional FY27	CPX/0036391: CPX.0021016	**New**	*30*	*03*	**9**	*Machinery and Equipment*	*Machinery and Equipment*	**Corp Inf**			–	6 000	2 028	–	–	–	-	2 028
Water & Sanitation	Technical Services: W & S: Furniture: Additional FY27	CPX/0000542: CPX.0021131	**New**	*30*	*04*	**9**	*Furniture and Office Equipment*	*Furniture and Office Equipment*	**Corp Inf**			–	2 000	2 000	55	55	–	-	2 000
Water & Sanitation	Technical Services: W & S: Furniture: Replacement FY27	CPX/0033480: CPX.0036300	**Renewal**	*30*	*04*	**9**	*Furniture and Office Equipment*	*Furniture and Office Equipment*	**Corp Inf**			–	1 000	1 000	33	33	–	-	1 000
Water & Sanitation	Technical Services: W & S: IT Network Data Cabling: Additional FY27	CPX/0044219: CPX.0036481	**New**	*30*	*04*	**9**	*Information and Communication Infrastructure*	*Core Layers*	**Corp Inf**			–	1 300	1 300	–	–	–	-	1 300
Water & Sanitation	Technical Services: W & S: IT Network Hardware: Additional FY27	CPX/0000528: CPX.0036482	**New**	*30*	*04*	**9**	*Computer Equipment*	*Computer Equipment*	**Corp Inf**			–	1 035	1 035	–	–	–	-	1 035
Water & Sanitation	Technical Services: W & S: IT Network Hardware: Replacements FY27	CPX/0033740: CPX.0036448	**Renewal**	*30*	*04*	**9**	*Computer Equipment*	*Computer Equipment*	**Corp Inf**			–	500	500	–	–	–	-	500
Water & Sanitation	Technical Services: W & S: Laboratory Equipment: Additional FY27	CPX/0000654: CPX.0017991	**New**	*40*	*04*	**5**	*Machinery and Equipment*	*Machinery and Equipment*	**Corp Inf**			–	4 000	4 000	3 310	3 330	(20)	-0.6%	4 000
Water & Sanitation	Technical Services: W & S: Laboratory Equipment: Replacement FY27	CPX/0035800: CPX.0035803	**Renewal**	*40*	*04*	**5**	*Machinery and Equipment*	*Machinery and Equipment*	**Corp Inf**			–	1 049	1 049	32	91	(59)	-65.1%	1 049
Water & Sanitation	Technical Services: W & S: Non-Standard Software: Additional FY27	CPX/0000528: CPX.0036486	**New**	*30*	*04*	**9**	*Licences and Rights*	*Computer Software and Applications*	**Corp Inf**			–	200	200	–	–	–	-	200
Water & Sanitation	Technical Services: W & S: Office Equipment: Additional FY27	CPX/0000542: CPX.0021084	**New**	*30*	*04*	**9**	*Furniture and Office Equipment*	*Furniture and Office Equipment*	**Corp Inf**			–	400	400	–	–	–	-	400
Water & Sanitation	Technical Services: W & S: Office Equipment: Replacement FY27	CPX/0033480: CPX.0036284	**Renewal**	*30*	*04*	**9**	*Furniture and Office Equipment*	*Furniture and Office Equipment*	**Corp Inf**			–	500	500	–	–	–	-	500
Water & Sanitation	Technical Services: W & S: Pressure Management: COCT FY27	CPX/0000702: CPX.0018003	**New**	*40*	*03*	**2**	*Water Supply Infrastructure*	*Bulk Mains*	**City-Wide**	18.52501894	*-34.14115605*	–	10 000	14 500	2 043	1 500	543	36.2%	14 500
Water & Sanitation	Technical Services: W & S: Printers: Additional FY27	CPX/0000528: CPX.0036483	**New**	*30*	*04*	**9**	*Computer Equipment*	*Computer Equipment*	**Corp Inf**			–	700	700	–	–	–	-	700
Water & Sanitation	Technical Services: W & S: Printers: Replacement FY27	CPX/0033740: CPX.0036511	**Renewal**	*30*	*04*	**9**	*Computer Equipment*	*Computer Equipment*	**Corp Inf**			–	1 215	1 215	460	78	383	493.9%	1 215
Water & Sanitation	Technical Services: W & S: Refurbishment of Labs FY27	CPX/0000706: CPX.0017994	**Renewal**	*40*	*04*	**5**	*Operational Buildings*	*Laboratories*	**49**	18.51332419	*-33.95559009*	–	1 000	1 000	–	–	–	-	1 000
Water & Sanitation	Technical Services: W & S: Specialised Equipment: Additional FY27	CPX/0000689: CPX.0016731	**New**	*30*	*04*	**9**	*Machinery and Equipment*	*Machinery and Equipment*	**Corp Inf**			–	1 500	1 500	–	–	–	-	1 500
Water & Sanitation	Technical Services: W & S: Telemetry and Automation FY27	CPX/0021396: CPX.0021430	**New**	*40*	*04*	**2**	*Sanitation Infrastructure*	*Waste Water Treatment Works*	**City-Wide**	18.52501894	*-34.14115605*	–	3 000	3 000	–	–	–	-	3 000
Water & Sanitation	Technical Services: W & S: Treated Effluent Re-Use: Bellville PS	CPX/0029579: CPX.0029601	**New**	*40*	*03*	**2**	*Water Supply Infrastructure*	*Distribution*	**9**	18.65190901	*-33.93017592*	–	–	80	–	–	–	-	80
Water & Sanitation	Technical Services: W & S: Treated Effluent Re-Use: Cape Flats PS	CPX/0029579: CPX.0029983	**New**	*40*	*03*	**2**	*Water Supply Infrastructure*	*Various*	**67**	18.51331545	*-34.07670069*	–	1 000	1 000	–	–	–	-	1 000
Water & Sanitation	Technical Services: W & S: Treated Effluent Re-Use: Kuilsriver	CPX.0029990	**New**	*40*	*03*	**2**	*Water Supply Infrastructure*	*Distribution*	**Subcouncil 14**	18.67605514	*-33.93108455*	9 326	9 004	8 924	1 333	1 200	133	11.1%	8 924
Water & Sanitation	Technical Services: W & S: Treated Effluent Re-Use: Potsdam PH1	CPX.0029982	**New**	*40*	*03*	**2**	*Water Supply Infrastructure*	*Distribution*	**Area North**	18.52627863	*-33.81953897*	599	13 500	13 500	–	–	–	-	13 500
Water & Sanitation	Technical Services: W & S: Treated Effluent Re-Use: Scottsdene PH1	CPX.0029985	**New**	*40*	*03*	**2**	*Water Supply Infrastructure*	*Distribution*	**7**	18.72420123	*-33.87015339*	16 487	12 000	14 500	90	4 300	(4 210)	-97.9%	14 500
Water & Sanitation	Technical Services: W & S: Treated Effluent Re-Use: Stikland	CPX/0029579: CPX.0030036	**New**	*40*	*03*	**2**	*Water Supply Infrastructure*	*Distribution*	**3**	18.66268346	*-33.89861409*	–	800	800	–	–	–	-	800
Water & Sanitation	Technical Services: W & S: Treated Effluent Re-Use: Zandvliet PS	CPX/0029579: CPX.0029929	**New**	*40*	*03*	**2**	*Water Supply Infrastructure*	*Various*	**109**	18.72044754	*-34.04987307*	21 902	4 000	4 000	2 312	2 221	91	4.1%	4 000
Water & Sanitation	Technical Services: W & S: Treated Effluent Re-Use:Wildevoelvlei PS	CPX.0029988	**New**	*40*	*03*	**2**	*Water Supply Infrastructure*	*Various*	**69**	18.36523624	*-34.13465359*	13 980	21 680	21 680	1 286	2 800	(1 514)	-54.1%	21 680
Water & Sanitation	Technical Services: W & S: Treated Effluent Re-Use:Wildevoelvlei WP	CPX/0029579: CPX.0030037	**New**	*40*	*03*	**2**	*Water Supply Infrastructure*	*Distribution*	**Subcouncil 19**	18.3814459	*-34.12266778*	–	11 611	2 111	85	85	(0)	0.0%	2 111
Water & Sanitation	Technical Services: W & S: Treated Effluent: Refurb& PipeLinks FY27	CPX/0029577: CPX.0031091	**Renewal**	*40*	*03*	**2**	*Water Supply Infrastructure*	*Distribution*	**City-Wide**	18.52501894	*-34.14115605*	–	5 000	7 500	1 280	1 778	(498)	-28.0%	7 500
Water & Sanitation	Technical Services: W & S: Video Conferencing Installations FY27	CPX/0033741: CPX.0036410	**New**	*30*	*04*	**9**	*Computer Equipment*	*Computer Equipment*	**Corp Inf**			–	1 000	1 000	–	–	–	-	1 000
Total Capital expenditure												**7 098 766**	**13 086 540**	**13 374 937**	**1 127 229**	**1 299 506**	**(172 277)**	**-13.3%**	**12 892 592**

CITY OF CAPE TOWN
ISIXEKO SASEKAPA
STAD KAAPSTAD

ANNEXURE E

Detailed Operational Budget and Actuals (Projects) (MBRR Table SC38)

AUGUST 2026 (2027 M02)

R thousand									2025/26	Budget Year 2026/27						
Function	Project Description	Project Number	MTDP Service Outcome	IUDF	Own Strategic Objectives	Ward Location	GPS Longitude	GPS Lattitude	Audited Outcome	Original Budget	Adjusted Budget	YearTD actual	YearTD budget	YTD variance	YTD variance %	Full Year Forecast
Community and public safety	Anti-Retrovirol Programme	G06.00056-F1	*Improved access to affordable and quality healthcare*	*Inclusion & access*	City Health Programme	200	18.5949097	*-33.89079226*	286 299	283 640	283 640	45 675	35 010	10 665	30.5%	283 640
Governance and administration	Vaccines - Southern Sub-District	G07.00019-F1	*Improved access to affordable and quality healthcare*	*Inclusion & access*	City Health Programme	804	18.5949097	*-33.89079226*	12 915	16 095	16 095	2 061	1 463	598	40.9%	16 095
Governance and administration	Vaccines - Northern Sub-District	G07.00020-F1	*Improved access to affordable and quality healthcare*	*Inclusion & access*	City Health Programme	801	18.5949097	*-33.89079226*	8 049	9 907	9 907	959	901	58	6.5%	9 907
Governance and administration	Vaccines - Western Sub-District	G07.00021-F1	*Improved access to affordable and quality healthcare*	*Inclusion & access*	City Health Programme	801	18.5949097	*-33.89079226*	11 644	11 367	11 367	15	1 033	(1 019)	-98.6%	11 367
Governance and administration	Vaccines - Klipfontein Sub-District	G07.00022-F1	*Improved access to affordable and quality healthcare*	*Inclusion & access*	City Health Programme	803	18.5949097	*-33.89079226*	8 238	11 954	11 954	2	1 087	(1 085)	-99.9%	11 954
Governance and administration	Vaccines - Mitchell'S Plain Sub-District	G07.00023-F1	*Improved access to affordable and quality healthcare*	*Inclusion & access*	City Health Programme	804	18.5949097	*-33.89079226*	17 367	19 677	19 677	535	1 789	(1 253)	-70.1%	19 677
Governance and administration	Vaccines - Tygerberg Sub-District	G07.00024-F1	*Improved access to affordable and quality healthcare*	*Inclusion & access*	City Health Programme	803	18.5949097	*-33.89079226*	9 021	11 042	11 042	667	1 004	(337)	-33.6%	11 042
Governance and administration	Vaccines - Khayelitsha Sub-District	G07.00028-F1	*Improved access to affordable and quality healthcare*	*Inclusion & access*	City Health Programme	802	18.5949097	*-33.89079226*	7 045	8 064	8 064	1 810	733	1 077	146.9%	8 064
Governance and administration	Vaccines - Eastern Sub-District	G07.00029-F1	*Improved access to affordable and quality healthcare*	*Inclusion & access*	City Health Programme	802	18.5949097	*-33.89079226*	15 525	15 245	15 245	(4 152)	1 386	(5 538)	-399.6%	15 245
Community and public safety	Conditional Grant Staff & Exp.@Libraries	G08.00006-F1	*Improved service delivery in the local government sphere*	*Inclusion & access*	Quality Community facilities programme	200	18.5949097	*-33.89079226*	–	56 618	56 618	–	7 668	(7 668)	-100.0%	56 618
Community and public safety	Conditional Grant Staff & Exp.@Libraries	G08.00006-F1.01	*Improved service delivery in the local government sphere*	*Inclusion & access*	Quality Community facilities programme	201	18.5949097	*-33.89079226*	47 851	–	–	7 317	–	7 317	100.0%	–
Community and public safety	Conditional Grant Staff & Exp.@Libraries	G08.00006-F1.07	*Improved service delivery in the local government sphere*	*Inclusion & access*	Quality Community facilities programme	201	18.5949097	*-33.89079226*	2 865	–	–	9	–	9	100.0%	–
Community and public safety	Conditional Grant Staff & Exp.@Libraries	G08.00006-F1.08	*Improved service delivery in the local government sphere*	*Inclusion & access*	Quality Community facilities programme	201	18.5949097	*-33.89079226*	619	–	–	120	–	120	100.0%	–
Community and public safety	Conditional Grant Staff & Exp.@Libraries	G08.00006-F1.12	*Improved service delivery in the local government sphere*	*Inclusion & access*	Quality Community facilities programme	200	18.5949097	*-33.89079226*	1 087	–	–	1 174	–	1 174	100.0%	–
Community and public safety	Conditional Grant Staff & Exp.@Libraries	G08.00006-F1.13	*Improved service delivery in the local government sphere*	*Inclusion & access*	Quality Community facilities programme	200	18.5949097	*-33.89079226*	1 072	–	–	–	–	–	-	–
Community and public safety	Conditional Grant Staff & Exp.@Libraries	G08.00006-F1.16	*Improved service delivery in the local government sphere*	*Inclusion & access*	Quality Community facilities programme	200	18.5949097	*-33.89079226*	3 314	–	–	11	–	11	100.0%	–
Community and public safety	Tb Crisis Plan	G08.00096-F1	*Improved access to affordable and quality healthcare*	*Inclusion & access*	City Health Programme	200	18.5949097	*-33.89079226*	31 602	32 452	32 452	5 072	5 133	(61)	-1.2%	32 452
Economic and environmental services	Irt: Operating Management Unit	G11.00032-F3	*Skills for the economy*	*Growth*	Sustain,eff,safe & afford travel opt oth	200	18.5949097	*-33.89079226*	3 598	21 320	21 000	–	13 000	(13 000)	-100.0%	21 000
Economic and environmental services	Irt: Operating Management Unit	G11.00032-F3.CN.AU	*Skills for the economy*	*Growth*	Sustain,eff,safe & afford travel opt oth	200	18.5949097	*-33.89079226*	1 545	–	–	–	–	–	-	–
Economic and environmental services	Irt: Operating Management Unit	G11.00032-F3.CN.BP	*Skills for the economy*	*Growth*	Sustain,eff,safe & afford travel opt oth	200	18.5949097	*-33.89079226*	4 720	–	–	–	–	–	-	–
Economic and environmental services	Irt: Operating Management Unit	G11.00032-F3.CS	*Skills for the economy*	*Growth*	Sustain,eff,safe & afford travel opt oth	200	18.5949097	*-33.89079226*	128 251	–	–	–	–	–	-	–
Economic and environmental services	Irt: Operating Management Unit	G11.00032-F3.IN	*Skills for the economy*	*Growth*	Sustain,eff,safe & afford travel opt oth	200	18.5949097	*-33.89079226*	12 999	–	–	14 444	–	14 444	100.0%	–
Economic and environmental services	Irt: Operating Management Unit	G11.00032-F3.LF	*Skills for the economy*	*Growth*	Sustain,eff,safe & afford travel opt oth	200	18.5949097	*-33.89079226*	360	–	–	–	–	–	-	–
Economic and environmental services	Dial-A-Ride	G11.00048-F1	*Reduced poverty and improved livelihoods*	*Spatial integration*	Bus Rapid Transit expansion Programme	200	18.5949097	*-33.89079226*	20 040	10 000	10 000	3 594	3 000	594	19.8%	10 000
Economic and environmental services	Dial-A-Ride	G11.00048-F4	*Reduced poverty and improved livelihoods*	*Spatial integration*	Bus Rapid Transit expansion Programme	200	18.5949097	*-33.89079226*	2 000	–	–	–	–	–	-	–
Governance and administration	Accreditation - Development Support - Hn	G12.00058-F3	*Improved service delivery in the local government sphere*	*Governance*	Operational Sustainability Programme	201	18.5949097	*-33.89079226*	11 664	18 870	18 870	2 081	2 081	–	-	18 870
Governance and administration	Accreditation - Development Support General Expenses - Office	G12.00058-F3.GE	*Improved service delivery in the local government sphere*	*Governance*	Operational Sustainability Programme	200	18.5949097	*-33.89079226*	158	–	–	–	–	–	-	–
Community and public safety	Masakhe Group(Est Grant)	G14.00065-F1.EG.E1	*Reduced poverty and improved livelihoods*	*Inclusion & access*	Integrated Residentil Developmnt Program	200	18.5949097	*-33.89079226*	6	–	–	–	–	–	-	–
Community and public safety	New Epoch Developments(Top Structures)	G14.00065-F1.TS.T2	*Reduced poverty and improved livelihoods*	*Inclusion & access*	Integrated Residentil Developmnt Program	200	18.5949097	*-33.89079226*	759	–	–	–	–	–	-	–
Governance and administration	Infrastructure Skills Development	G14.00105-F1	*An ethical, capable, and professional public service*	*Inclusion and access*	Capable & collaborative City govmnt oth	200	18.5949097	*-33.89079226*	25 600	25 000	25 000	1 863	2 747	(885)	-32.2%	25 000
Community and public safety	Nhbrc Enrolment Fees	G14.00113-F1	*Improved service delivery in the local government sphere*	*Governance*	Informal Settlement Upgrading Programme	200	18.5949097	*-33.89079226*	4 888	–	–	–	–	–	-	–
Economic and environmental services	Industry Transitional Requirements	G15.00008-F3	*Reduced poverty and improved livelihoods*	*Spatial integration*	Public Transport Reform Programme	200	18.5949097	*-33.89079226*	12 392	19 000	19 000	1 454	4 000	(2 546)	-63.7%	19 000
Economic and environmental services	Integrated Public Transport Network Iptn	G15.00009-F2	*Skills for the economy*	*Growth*	Sustain,eff,safe & afford travel opt oth	200	18.5949097	*-33.89079226*	1 197	10 000	10 000	–	200	(200)	-100.0%	10 000
Economic and environmental services	Integrated Public Transport Network Iptn 119C - Data Collection	G15.00009-F2.DC	*Skills for the economy*	*Growth*	Sustain,eff,safe & afford travel opt oth	200	18.5949097	*-33.89079226*	10 126	–	–	–	–	–	-	–
Economic and environmental services	Integrated Public Transport Network Iptn 243C - Professional Services	G15.00009-F2.PS	*Skills for the economy*	*Growth*	Sustain,eff,safe & afford travel opt oth	200	18.5949097	*-33.89079226*	4 776	–	–	200	–	200	100.0%	–
Economic and environmental services	Integrated Transport Plan	G15.00021-F1	*Skills for the economy*	*Growth*	Sustain,eff,safe & afford travel opt oth	200	18.5949097	*-33.89079226*	1 271	3 000	3 000	–	–	–	-	3 000
Economic and environmental services	Movement And Place Framework	G15.00021-F1.MP	*Skills for the economy*	*Growth*	Sustain,eff,safe & afford travel opt oth	200	18.5949097	*-33.89079226*	1 973	–	–	227	–	227	100.0%	–
Economic and environmental services	Walking And Cycling Network Plan Psp Sup	G15.00021-F1.WC	*Skills for the economy*	*Growth*	Sustain,eff,safe & afford travel opt oth	200	18.5949097	*-33.89079226*	1 573	–	–	–	–	–	-	–
Governance and administration	Finance Graduate Development Programme	G15.00048-F1	*Improved service delivery in the local government sphere*	*Governance*	Operational Sustainability Programme	201	18.5949097	*-33.89079226*	411	570	570	296	200	96	47.9%	570
Economic and environmental services	Public Transport Interchanges (Ptis)	G15.00054-F2	*Skills for the economy*	*Growth*	Sustain,eff,safe & afford travel opt oth	200	18.5949097	*-33.89079226*	94 153	37 480	37 480	13 680	10 000	3 680	36.8%	37 480
Economic and environmental services	Public Transport Interchanges (Ptis)	G15.00054-F2.CP	*Skills for the economy*	*Growth*	Sustain,eff,safe & afford travel opt oth	200	18.5949097	*-33.89079226*	362	–	–	–	–	–	-	–
Governance and administration	Public Transport Information - Traffic I	G15.00063-F2	*Skills for the economy*	*Growth*	Sustain,eff,safe & afford travel opt oth	200	18.5949097	*-33.89079226*	16 600	10 000	10 000	2 352	–	2 352	100.0%	10 000

R thousand									2025/26	Budget Year 2026/27						
Function	Project Description	Project Number	MTDP Service Outcome	IUDF	Own Strategic Objectives	Ward Location	GPS Longitude	GPS Lattitude	Audited Outcome	Original Budget	Adjusted Budget	YearTD actual	YearTD budget	YTD variance	YTD variance %	Full Year Forecast
Governance and administration	Scm - Tender Staff	G16.00001-F2	*Improved service delivery in the local government sphere*	*Governance*	Operational Sustainability Programme	200	18.5949097	*-33.89079226*	4 022	–	–	–	–	–	-	–
Governance and administration	Scm - Tender Staff	G16.00001-F3	*Improved service delivery in the local government sphere*	*Governance*	Operational Sustainability Programme	200	18.5949097	*-33.89079226*	–	4 791	4 791	439	757	(318)	-42.0%	4 791
Community and public safety	Nokhanya(Top Structures)	G16.00013-F1.TS.T1	*Reduced poverty and improved livelihoods*	*Inclusion & access*	Integrated Residentil Developmnt Program	200	18.5949097	*-33.89079226*	802	–	–	–	–	–	-	–
Economic and environmental services	Consultants: Contract Operations	G16.00032-F1	*Skills for the economy*	*Growth*	Sustain,eff,safe & afford travel opt oth	200	18.5949097	*-33.89079226*	3 755	–	927	–	–	–	-	927
Economic and environmental services	Contracted Serv.: Monitoring Pt Service	G17.00002-F1	*Reduced poverty and improved livelihoods*	*Spatial integration*	Bus Rapid Transit expansion Programme	200	18.5949097	*-33.89079226*	11 016	14 200	14 200	994	1 204	(210)	-17.4%	14 200
Governance and administration	Planning: Business Development	G17.00004-F1	*Skills for the economy*	*Growth*	Sustain,eff,safe & afford travel opt oth	200	18.5949097	*-33.89079226*	2 272	3 681	3 681	183	625	(442)	-70.7%	3 681
Community and public safety	Edward Street: Grassy Park Developmentasla (Top Struct)	GPX.0000007-F1.CI.C2	*Reduced poverty and improved livelihoods*	*Inclusion & access*	Integrated Residentil Developmnt Program	66	18.50971925	*-34.01727885*	26 531	–	–	–	–	–	-	–
Community and public safety	Delft - The Hague Phase 2 (896)	GPX.0000018-F1	*Reduced poverty and improved livelihoods*	*Inclusion & access*	Integrated Residentil Developmnt Program	13	18.64042116	*-33.95836273*	–	15 000	15 000	–	2 729	(2 729)	-100.0%	15 000
Community and public safety	Stedone Dev IPW151	GPX.0000018-F1.CO.C2	*Reduced poverty and improved livelihoods*	*Inclusion & access*	Integrated Residentil Developmnt Program	13	18.64042116	*-33.95836273*	–	–	–	429	–	429	100.0%	–
Community and public safety	Gugulethu Infill Project Erf 8448/Maumau	GPX.0000023-F1	*Reduced poverty and improved livelihoods*	*Inclusion & access*	Integrated Residentil Developmnt Program	913	18.57704864	*-33.99741311*	–	20 000	20 000	–	3 936	(3 936)	-100.0%	20 000
Community and public safety	Giliomee Inc. Attorneys(Conveyancing)	GPX.0000023-F1.CO.C2	*Reduced poverty and improved livelihoods*	*Inclusion & access*	Integrated Residentil Developmnt Program	38	18.5782144	*-33.9903738*	390	–	–	144	–	144	100.0%	–
Community and public safety	I Q Vision 260C Procment)	GPX.0000023-F1.CO.C9	*Reduced poverty and improved livelihoods*	*Inclusion & access*	Integrated Residentil Developmnt Program	38	18.5782144	*-33.9903738*	2 253	–	–	–	–	–	-	–
Community and public safety	Mellon Hi(355Q/2021/22)	GPX.0000023-F1.TS.T2	*Reduced poverty and improved livelihoods*	*Inclusion & access*	Integrated Residentil Developmnt Program	38	18.5782144	*-33.9903738*	28 180	–	–	–	–	–	-	–
Community and public safety	Macassar Bng Housing Project	GPX.0000040-F1	*Reduced poverty and improved livelihoods*	*Inclusion & access*	Integrated Residentil Developmnt Program	109	18.75674254	*-34.05698245*	–	30 000	30 000	–	6 000	(6 000)	-100.0%	30 000
Community and public safety	Asla (Top Structures)	GPX.0000040-F1.CI.C1	*Reduced poverty and improved livelihoods*	*Inclusion & access*	Integrated Residentil Developmnt Program	109	18.75674254	*-34.05698245*	3 812	–	–	–	–	–	-	–
Community and public safety	Gibb (Ipw)	GPX.0000040-F1.CO.C1	*Improved service delivery in the local government sphere*	*Governance*	Informal Settlement Upgrading Programme	109	18.75674254	*-34.05698245*	174	–	–	–	–	–	-	–
Community and public safety	Macassar Bng Housing Project	GPX.0000040-F2	*Reduced poverty and improved livelihoods*	*Inclusion & access*	Integrated Residentil Developmnt Program	109	18.75674254	*-34.05698245*	–	60 000	60 000	–	15 000	(15 000)	-100.0%	60 000
Community and public safety	Asla (Electrification)	GPX.0000040-F2.CI.C1	*Reduced poverty and improved livelihoods*	*Inclusion & access*	Integrated Residentil Developmnt Program	109	18.75674254	*-34.05698245*	784	–	–	–	–	–	-	–
Community and public safety	Exeo Khokela (Electrification)	GPX.0000040-F2.CI.C2	*Reduced poverty and improved livelihoods*	*Inclusion & access*	Integrated Residentil Developmnt Program	109	18.75674254	*-34.05698245*	1 958	–	–	–	–	–	-	–
Community and public safety	Ampkor (Substation)	GPX.0000040-F2.CI.C3	*Reduced poverty and improved livelihoods*	*Inclusion & access*	Integrated Residentil Developmnt Program	109	18.75674254	*-34.05698245*	2 952	–	–	–	–	–	-	–
Community and public safety	Gibb (Prof Serv)	GPX.0000040-F2.CO.C1	*Reduced poverty and improved livelihoods*	*Inclusion & access*	Integrated Residentil Developmnt Program	109	18.75674254	*-34.05698245*	6 065	–	–	–	–	–	-	–
Governance and administration	Human Settlements Support	GPX.0000104-F1.PM	*Reduced poverty and improved livelihoods*	*Inclusion & access*	Integrated Residentil Developmnt Program	200	18.5949097	*-33.89079226*	20 073	–	–	–	–	–	-	–
Governance and administration	Usdg Opscap/Project Managers And Governa	GPX.0000104-F2	*Reduced poverty and improved livelihoods*	*Inclusion & access*	Integrated Residentil Developmnt Program	200	18.5949097	*-33.89079226*	–	14 000	14 000	3 382	2 400	982	40.9%	14 000
Community and public safety	Eriska 16 Construction (Top Structures)	GPX.0000111-F1.TS.T2	*Reduced poverty and improved livelihoods*	*Inclusion & access*	Integrated Residentil Developmnt Program	200	18.5949097	*-33.89079226*	2 941	–	–	315	–	315	100.0%	–
Community and public safety	Php Consolidations	GPX.0000127-F1	*Reduced poverty and improved livelihoods*	*Inclusion & access*	Integrated Residentil Developmnt Program	200	18.5949097	*-33.89079226*	–	17 529	–	–	–	–	-	–
Community and public safety	Vondo Trading	GPX.0000127-F1.DV.TS.T.1	*Reduced poverty and improved livelihoods*	*Inclusion & access*	Integrated Residentil Developmnt Program	200	18.5949097	*-33.89079226*	–	–	–	–	–	–	-	–
Community and public safety	Txg Civils &Constr (Top Structure)	GPX.0000127-F1.UN.TS.T.1	*Reduced poverty and improved livelihoods*	*Inclusion & access*	Integrated Residentil Developmnt Program	200	18.5949097	*-33.89079226*	–	–	–	–	–	–	-	–
Governance and administration	Public Transport Marketing & Communicati	GPX.0000201-F1	*Skills for the economy*	*Growth*	Sustain,eff,safe & afford travel opt oth	200	18.5949097	*-33.89079226*	18 999	10 000	10 000	711	1 801	(1 089)	-60.5%	10 000
Community and public safety	Mellon Housing(Top Structure)	GPX.0000241-F1.TS.T1	*Reduced poverty and improved livelihoods*	*Inclusion & access*	Integrated Residentil Developmnt Program	200	18.5949097	*-33.89079226*	743	–	–	–	–	–	-	–
Community and public safety	Maroela Housing (South)	GPX.0000277-F1	*Reduced poverty and improved livelihoods*	*Inclusion & access*	Integrated Residentil Developmnt Program	101	18.7466469	*-33.84226897*	–	32 000	32 000	–	6 000	(6 000)	-100.0%	32 000
Community and public safety	Nokhanya Services (Top Structures)	GPX.0000277-F1.CI.C1	*Reduced poverty and improved livelihoods*	*Inclusion & access*	Integrated Residentil Developmnt Program	101	18.7466469	*-33.84226897*	21 469	–	–	6 820	–	6 820	100.0%	–
Community and public safety	Stedone (Prof Services)	GPX.0000277-F1.CO.C1	*Reduced poverty and improved livelihoods*	*Inclusion & access*	Integrated Residentil Developmnt Program	101	18.7466469	*-33.84226897*	372	–	–	–	–	–	-	–
Economic and environmental services	Afc: Maintenance	GPX.0000316-F1	*Reduced poverty and improved livelihoods*	*Spatial integration*	Bus Rapid Transit expansion Programme	200	18.5949097	*-33.89079226*	3 133	79 136	79 136	–	10 714	(10 714)	-100.0%	79 136
Economic and environmental services	Afc: Psp	GPX.0000316-F1.CO.AF	*Reduced poverty and improved livelihoods*	*Spatial integration*	Bus Rapid Transit expansion Programme	200	18.5949097	*-33.89079226*	8 050	–	–	680	–	680	100.0%	–
Economic and environmental services	Aptms: Psp	GPX.0000316-F1.CO.AP	*Reduced poverty and improved livelihoods*	*Spatial integration*	Bus Rapid Transit expansion Programme	200	18.5949097	*-33.89079226*	1 753	–	–	90	–	90	100.0%	–
Economic and environmental services	Afc: Maintenance - Ict	GPX.0000316-F1.CO.IC	*Reduced poverty and improved livelihoods*	*Spatial integration*	Bus Rapid Transit expansion Programme	200	18.5949097	*-33.89079226*	78 339	–	–	6 215	–	6 215	100.0%	–
Economic and environmental services	Aptms: Maintenance	GPX.0000316-F1.CO.TM	*Reduced poverty and improved livelihoods*	*Spatial integration*	Bus Rapid Transit expansion Programme	200	18.5949097	*-33.89079226*	24 838	–	–	2 263	–	2 263	100.0%	–
Economic and environmental services	Mtn	GPX.0000316-F1.MT	*Reduced poverty and improved livelihoods*	*Spatial integration*	Bus Rapid Transit expansion Programme	200	18.5949097	*-33.89079226*	209	–	–	8	–	8	100.0%	–
Economic and environmental services	Prepaid Cards	GPX.0000316-F1.PC	*Reduced poverty and improved livelihoods*	*Spatial integration*	Bus Rapid Transit expansion Programme	200	18.5949097	*-33.89079226*	377	–	–	–	–	–	-	–
Community and public safety	Nutrition Supplement Programme	GPX.0000321-F1	*Improved access to affordable and quality healthcare*	*Inclusion & access*	City Health Programme	200	18.5949097	*-33.89079226*	6 068	6 232	6 232	810	567	243	42.9%	6 232
Community and public safety	Eradication Of Registration Backlog	GPX.0000345-F2	*Reduced poverty and improved livelihoods*	*Spatial integration*	Partnership for affordab housing program	200	18.5949097	*-33.89079226*	–	13 425	13 425	–	2 000	(2 000)	-	13 425
Community and public safety	Adriaans (Tranfers)	GPX.0000345-F2.AA	*Reduced poverty and improved livelihoods*	*Inclusion & access*	Tenure Security Programme	200	18.5949097	*-33.89079226*	48	–	–	–	–	–	-	–

R thousand									2025/26	Budget Year 2026/27						
Function	Project Description	Project Number	MTDP Service Outcome	IUDF	Own Strategic Objectives	Ward Location	GPS Longitude	GPS Lattitude	Audited Outcome	Original Budget	Adjusted Budget	YearTD actual	YearTD budget	YTD variance	YTD variance %	Full Year Forecast
Community and public safety	Area East (Gibb)	GPX.0000345-F2.AE	*Reduced poverty and improved livelihoods*	*Inclusion & access*	Integrated Residentil Developmnt Program	200	18.5949097	*-33.89079226*	113	–	–	–	–	–	-	–
Community and public safety	Anees Parker (Title Deeds)	GPX.0000345-F2.AP	*Reduced poverty and improved livelihoods*	*Spatial integration*	Partnership for affordab housing program	200	18.5949097	*-33.89079226*	27	–	–	–	–	–	-	–
Community and public safety	Browns Farm Prof Serv (Lukhi) (Mvv)(Ows)	GPX.0000345-F2.BF	*Reduced poverty and improved livelihoods*	*Inclusion & access*	Integrated Residentil Developmnt Program	200	18.5949097	*-33.89079226*	415	–	–	–	–	–	-	–
Community and public safety	Bornman Hayward (Title Deeds)	GPX.0000345-F2.BH	*Reduced poverty and improved livelihoods*	*Spatial integration*	Partnership for affordab housing program	200	18.5949097	*-33.89079226*	7	–	–	1	–	1	100.0%	–
Community and public safety	Kemp & Associates (Transfers)	GPX.0000345-F2.KE	*Reduced poverty and improved livelihoods*	*Spatial integration*	Partnership for affordab housing program	200	18.5949097	*-33.89079226*	6	–	–	–	–	–	-	–
Community and public safety	Kets Attorneys (Title Deeds)	GPX.0000345-F2.KK	*Reduced poverty and improved livelihoods*	*Spatial integration*	Partnership for affordab housing program	200	18.5949097	*-33.89079226*	363	–	–	61	–	61	100.0%	–
Community and public safety	Montrose Park & Silvercity (IQ Vision)	GPX.0000345-F2.MS	*Reduced poverty and improved livelihoods*	*Spatial integration*	Partnership for affordab housing program	200	18.5949097	*-33.89079226*	24	–	–	208	–	208	100.0%	–
Community and public safety	Matthysen V Vuuren (Title Deeds)	GPX.0000345-F2.MV	*Reduced poverty and improved livelihoods*	*Spatial integration*	Partnership for affordab housing program	200	18.5949097	*-33.89079226*	56	–	–	1	–	1	100.0%	–
Community and public safety	Ocean Mountain View (Ows)	GPX.0000345-F2.OM	*Reduced poverty and improved livelihoods*	*Inclusion & access*	Integrated Residentil Developmnt Program	200	18.5949097	*-33.89079226*	695	–	–	–	–	–	-	–
Community and public safety	Giliomee (Title Deeds)	GPX.0000345-F2.PG	*Reduced poverty and improved livelihoods*	*Spatial integration*	Partnership for affordab housing program	200	18.5949097	*-33.89079226*	1 222	–	–	7	–	7	100.0%	–
Community and public safety	Stedone (Area1)	GPX.0000345-F2.SN	*Reduced poverty and improved livelihoods*	*Inclusion & access*	Integrated Residentil Developmnt Program	200	18.5949097	*-33.89079226*	2 592	–	–	250	–	250	100.0%	–
Community and public safety	Victoria Mxenge (Iq Vision)	GPX.0000345-F2.VM.C2	*Reduced poverty and improved livelihoods*	*Spatial integration*	Partnership for affordab housing program	200	18.5949097	*-33.89079226*	143	–	–	485	–	485	100.0%	–
Community and public safety	Witsand Atlantis (Giliomee)	GPX.0000345-F2.WA	*Reduced poverty and improved livelihoods*	*Inclusion & access*	Integrated Residentil Developmnt Program	200	18.5949097	*-33.89079226*	1 445	–	–	–	–	–	-	–
Community and public safety	Yvette Cloete (Transfers)	GPX.0000345-F2.YC	*Reduced poverty and improved livelihoods*	*Inclusion & access*	Tenure Security Programme	200	18.5949097	*-33.89079226*	45	–	–	–	–	–	-	–
Governance and administration	Hs Programme Support	GPX.0000351-F1	*Improved service delivery in the local government sphere*	*Governance*	Operational Sustainability Programme	200	18.5949097	*-33.89079226*	1 617	–	–	–	–	–	-	–
Governance and administration	Hs Programme Support	GPX.0000351-F2	*Improved service delivery in the local government sphere*	*Governance*	Operational Sustainability Programme	200	18.5949097	*-33.89079226*	–	3 251	3 251	275	269	5	1.9%	3 251
Trading services	Capacity Buildings	GPX.0000361-F1.A	*Increased infrastructure investment, access, and efficiency*	*Growth*	Excellence in Energy Service delivry prg	201	18.5949097	*-33.89079226*	46	–	–	–	–	–	-	–
Trading services	Public Awarness	GPX.0000361-F1.B	*Increased infrastructure investment, access, and efficiency*	*Growth*	Excellence in Energy Service delivry prg	201	18.5949097	*-33.89079226*	63	–	–	–	–	–	-	–
Trading services	Project Management	GPX.0000361-F1.C	*Increased infrastructure investment, access, and efficiency*	*Growth*	Excellence in Energy Service delivry prg	201	18.5949097	*-33.89079226*	129	–	–	–	–	–	-	–
Trading services	Municipal Ee Operations	GPX.0000361-F1.D	*Increased infrastructure investment, access, and efficiency*	*Growth*	Excellence in Energy Service delivry prg	201	18.5949097	*-33.89079226*	1 212	–	–	–	–	–	-	–
Community and public safety	Staffing: Informal Settlements	GPX.0000412-F2	*Improved service delivery in the local government sphere*	*Governance*	Informal Settlement Upgrading Programme	200	18.5949097	*-33.89079226*	10 464	17 403	17 403	2 795	3 240	(444)	-13.7%	17 403
Community and public safety	Hs Pipeline Planning Psp	GPX.0000412-F2.PP	*Improved service delivery in the local government sphere*	*Governance*	Informal Settlement Upgrading Programme	200	18.5949097	*-33.89079226*	8 122	–	–	252	–	252	100.0%	–
Community and public safety	Ida Projects	GPX.0000465-F1	*Improved service delivery in the local government sphere*	*Governance*	Informal Settlement Upgrading Programme	200	18.5949097	*-33.89079226*	–	30 000	30 000	–	4 318	(4 318)	-100.0%	30 000
Community and public safety	Cruzline Projects (Emergency Housing)	GPX.0000465-F1.KA.CI.C.1	*Improved service delivery in the local government sphere*	*Governance*	Informal Settlement Upgrading Programme	200	18.5949097	*-33.89079226*	1 444	–	–	–	–	–	-	–
Community and public safety	Asla	GPX.0000465-F1.MG.CI.C.1	*Improved service delivery in the local government sphere*	*Governance*	Informal Settlement Upgrading Programme	200	18.5949097	*-33.89079226*	13 635	–	–	–	–	–	-	–
Community and public safety	Extending Staff Levels At Libraries	GPX.0000475-F1.02	*Improved service delivery in the local government sphere*	*Inclusion & access*	Quality Community facilities programme	200	18.5949097	*-33.89079226*	39	–	–	–	–	–	-	–
Community and public safety	Vondo Trading(Top Structures)	GPX.0000517-F1.TS.T1	*Reduced poverty and improved livelihoods*	*Inclusion & access*	Integrated Residentil Developmnt Program	200	18.5949097	*-33.89079226*	1 983	–	–	–	–	–	-	–
Community and public safety	Vukani Monwood Php (Top Str)	GPX.0000572-F1.TS.T2	*Reduced poverty and improved livelihoods*	*Inclusion & access*	Integrated Residentil Developmnt Program	200	18.5949097	*-33.89079226*	7 455	–	–	287	–	287	100.0%	–
Community and public safety	Nokhanya Servcies(Fac Grant)	GPX.0000632-F1.FG.F2	*Reduced poverty and improved livelihoods*	*Inclusion & access*	Integrated Residentil Developmnt Program	200	18.5949097	*-33.89079226*	3	–	–	–	–	–	-	–
Community and public safety	Nokhanya Services(Top Structures)	GPX.0000632-F1.TS.T3	*Reduced poverty and improved livelihoods*	*Inclusion & access*	Integrated Residentil Developmnt Program	200	18.5949097	*-33.89079226*	1 540	–	–	–	–	–	-	–
Economic and environmental services	Rail Feasibility	GPX.0000645-F2	*Skills for the economy*	*Growth*	Sustain,eff,safe & afford travel opt oth	200	18.5949097	*-33.89079226*	240	–	–	–	–	–	-	–
Community and public safety	Du Noon Library Operating Budget	GPX.0000651-F1	*Improved service delivery in the local government sphere*	*Inclusion & access*	Quality Community facilities programme	104	18.53267328	*-33.81205251*	–	2 100	2 100	–	284	(284)	-100.0%	2 100
Community and public safety	Du Noon Library Cleaning Costs	GPX.0000651-F1.02	*Improved service delivery in the local government sphere*	*Inclusion & access*	Quality Community facilities programme	104	18.53267328	*-33.81205251*	20	–	–	1	–	1	100.0%	–
Community and public safety	Du Noon Library Electricity	GPX.0000651-F1.03	*Improved service delivery in the local government sphere*	*Inclusion & access*	Quality Community facilities programme	104	18.53267328	*-33.81205251*	375	–	–	83	–	83	100.0%	–
Community and public safety	Du Noon Library Food & Beverages	GPX.0000651-F1.04	*Improved service delivery in the local government sphere*	*Inclusion & access*	Quality Community facilities programme	104	18.53267328	*-33.81205251*	17	–	–	2	–	2	100.0%	–
Community and public safety	Du Noon Library Materials Consumables	GPX.0000651-F1.08	*Improved service delivery in the local government sphere*	*Inclusion & access*	Quality Community facilities programme	104	18.53267328	*-33.81205251*	39	–	–	–	–	–	-	–
Community and public safety	Du Noon Library Pest Control	GPX.0000651-F1.09	*Improved service delivery in the local government sphere*	*Inclusion & access*	Quality Community facilities programme	104	18.53267328	*-33.81205251*	5	–	–	–	–	–	-	–
Community and public safety	Du Noon Library Pharmacetical Supplies	GPX.0000651-F1.10	*Improved service delivery in the local government sphere*	*Inclusion & access*	Quality Community facilities programme	104	18.53267328	*-33.81205251*	0	–	–	–	–	–	-	–
Community and public safety	Du Noon Library Printig & Stationary	GPX.0000651-F1.11	*Improved service delivery in the local government sphere*	*Inclusion & access*	Quality Community facilities programme	104	18.53267328	*-33.81205251*	47	–	–	8	–	8	100.0%	–
Community and public safety	Du Noon Library Recr Toursm & Social	GPX.0000651-F1.12	*Improved service delivery in the local government sphere*	*Inclusion & access*	Quality Community facilities programme	104	18.53267328	*-33.81205251*	15	–	–	–	–	–	-	–
Community and public safety	Du Noon Library Security Services	GPX.0000651-F1.13	*Improved service delivery in the local government sphere*	*Inclusion & access*	Quality Community facilities programme	104	18.53267328	*-33.81205251*	1 043	–	–	91	–	91	100.0%	–
Community and public safety	Du Noon Library Uniform & Protective	GPX.0000651-F1.14	*Improved service delivery in the local government sphere*	*Inclusion & access*	Quality Community facilities programme	104	18.53267328	*-33.81205251*	3	–	–	–	–	–	-	–

R thousand									2025/26	Budget Year 2026/27						
Function	Project Description	Project Number	MTDP Service Outcome	IUDF	Own Strategic Objectives	Ward Location	GPS Longitude	GPS Lattitude	Audited Outcome	Original Budget	Adjusted Budget	YearTD actual	YearTD budget	YTD variance	YTD variance %	Full Year Forecast
Community and public safety	Du Noon Library Hygiene Services	GPX.0000651-F1.18	*Improved service delivery in the local government sphere*	*Inclusion & access*	Quality Community facilities programme	104	18.53267328	*-33.81205251*	1	–	–	–	–	–	-	–
Community and public safety	Eriska 19 Constr(Top Structures)	GPX.0000673-F1.TS.T2	*Reduced poverty and improved livelihoods*	*Inclusion & access*	Integrated Residentil Developmnt Program	200	18.5949097	*-33.89079226*	136	–	–	–	–	–	-	–
Community and public safety	IQ Vision	GPX.0000747-F1.CO.C1	*Reduced poverty and improved livelihoods*	*Inclusion & access*	Integrated Residentil Developmnt Program	200	18.5949097	*-33.89079226*	500	–	–	–	–	–	-	–
Economic and environmental services	Usdg Non-Financial Reporting	GPX.0000755-F1	*Digital transformation across the state*	*Inclusion & access*	Evidence Based Decision Making Programme	201	18.5949097	*-33.89079226*	1 378	–	–	–	–	–	-	–
Economic and environmental services	Usdg Non-Financial Reporting	GPX.0000755-F2	*Digital transformation across the state*	*Inclusion & access*	Evidence Based Decision Making Programme	201	18.5949097	*-33.89079226*	–	4 671	4 671	539	778	(239)	-30.7%	4 671
Community and public safety	Zibubuhle Trading & Projects(Fac Grant)	GPX.0000771-F1.FG.F1	*Reduced poverty and improved livelihoods*	*Inclusion & access*	Integrated Residentil Developmnt Program	200	18.5949097	*-33.89079226*	17	–	–	–	–	–	-	–
Community and public safety	Eriska 19 Construction(Top Structures)	GPX.0000771-F1.TS.T2	*Reduced poverty and improved livelihoods*	*Inclusion & access*	Integrated Residentil Developmnt Program	200	18.5949097	*-33.89079226*	3 798	–	–	–	–	–	-	–
Community and public safety	Easyq Solutions(Fac Grant)	GPX.0000819-F1.FG.F1	*Reduced poverty and improved livelihoods*	*Inclusion & access*	Integrated Residentil Developmnt Program	200	18.5949097	*-33.89079226*	89	–	–	–	–	–	-	–
Community and public safety	Txg Civils &Constr (Top Structure)	GPX.0000819-F1.TS.T5	*Reduced poverty and improved livelihoods*	*Inclusion & access*	Integrated Residentil Developmnt Program	200	18.5949097	*-33.89079226*	5 412	–	–	665	–	665	100.0%	–
Community and public safety	Xesibe Property Inv(Top Structures)	GPX.0000952-F1.TS.T1	*Reduced poverty and improved livelihoods*	*Inclusion & access*	Integrated Residentil Developmnt Program	909	18.6609502	*-34.01473033*	4 134	–	–	98	–	98	100.0%	–
Community and public safety	Easyq Solutions(Fac Grant)	GPX.0000981-F1.FG.F1	*Reduced poverty and improved livelihoods*	*Inclusion & access*	Integrated Residentil Developmnt Program	909	18.6609502	*-34.01473033*	28	–	–	–	–	–	-	–
Community and public safety	Eriska 19 Constr(Top Structures)	GPX.0000981-F1.TS.T2	*Reduced poverty and improved livelihoods*	*Inclusion & access*	Integrated Residentil Developmnt Program	909	18.6609502	*-34.01473033*	1 156	–	–	–	–	–	-	–
Economic and environmental services	Kader Asmal Skills Program	GPX.0000984-F2.PR	*Improved service delivery in the local government sphere*	*Spatial integration*	Environm & Biodiversity Managt Programme	200	18.5949097	*-33.89079226*	94	–	–	–	–	–	-	–
Economic and environmental services	Kader Asmal Skills Program	GPX.0000984-F2.TE	*Improved service delivery in the local government sphere*	*Spatial integration*	Environm & Biodiversity Managt Programme	200	18.5949097	*-33.89079226*	45	–	–	–	–	–	-	–
Economic and environmental services	Kader Asmal Skills Program	GPX.0000984-F2.TR	*Improved service delivery in the local government sphere*	*Spatial integration*	Environm & Biodiversity Managt Programme	200	18.5949097	*-33.89079226*	1 459	–	–	–	–	–	-	–
Economic and environmental services	Kader Asmal Skills Program	GPX.0000984-F2.WA	*Improved service delivery in the local government sphere*	*Spatial integration*	Environm & Biodiversity Managt Programme	200	18.5949097	*-33.89079226*	3 922	–	–	–	–	–	-	–
Economic and environmental services	District Planning And Urban Design	GPX.0000987-F2.ED	*Improved service delivery in the local government sphere*	*Spatial integration*	Environm & Biodiversity Managt Programme	200	18.5949097	*-33.89079226*	672	–	–	–	–	–	-	–
Economic and environmental services	District Planning And Urban Design	GPX.0000987-F2.SO	*Improved service delivery in the local government sphere*	*Spatial integration*	Environm & Biodiversity Managt Programme	200	18.5949097	*-33.89079226*	807	–	–	–	–	–	-	–
Economic and environmental services	District Planning And Urban Design	GPX.0000987-F2.WA	*Improved service delivery in the local government sphere*	*Spatial integration*	Environm & Biodiversity Managt Programme	200	18.5949097	*-33.89079226*	2 539	–	–	–	–	–	-	–
Community and public safety	So-Lukha Solukha Trading	GPX.0000991-F1.TS.T2	*Reduced poverty and improved livelihoods*	*Inclusion & access*	Integrated Residentil Developmnt Program	909	18.6609502	*-34.01473033*	1 575	–	–	–	–	–	-	–
Economic and environmental services	Irt Property: Security Services	GPX.0001102-F1	*Skills for the economy*	*Growth*	Sustain,eff,safe & afford travel opt oth	99	18.66984224	*-34.06669401*	7 978	4 500	4 500	591	500	91	18.3%	4 500
Community and public safety	Leap Lleos	GPX.0001111-F1	*Enhanced peace and security in Africa*	*Governance*	Effct law enfrcmnt to make comm safer ot	200	18.5949097	*-33.89079226*	–	342 437	342 437	–	–	–	-	342 437
Community and public safety	Leap Lleo Salaries	GPX.0001111-F1.SL.LO	*Enhanced peace and security in Africa*	*Governance*	Effct law enfrcmnt to make comm safer ot	200	18.5949097	*-33.89079226*	300 538	–	–	–	–	–	-	–
Community and public safety	Training (Learner Law Enforcement Officer)	GPX.0001111-F1.SL.PH	*Enhanced peace and security in Africa*	*Governance*	Effct law enfrcmnt to make comm safer ot	200	18.5949097	*-33.89079226*	36 007	–	–	–	–	–	-	–
Community and public safety	Leap Training And Operationalisation	GPX.0001117-F1	*Enhanced peace and security in Africa*	*Governance*	Effct law enfrcmnt to make comm safer ot	200	18.5949097	*-33.89079226*	–	23 313	23 313	–	1	(1)	-100.0%	23 313
Community and public safety	Leap Training And Operationalisation	GPX.0001117-F1.FL.LE	*Enhanced peace and security in Africa*	*Governance*	Effct law enfrcmnt to make comm safer ot	200	18.5949097	*-33.89079226*	6 210	–	–	–	–	–	-	–
Community and public safety	Leap Training And Operationalisation	GPX.0001117-F1.MC.LE	*Enhanced peace and security in Africa*	*Governance*	Effct law enfrcmnt to make comm safer ot	200	18.5949097	*-33.89079226*	172	–	–	–	–	–	-	–
Community and public safety	Leap Training And Operationalisation	GPX.0001117-F1.ST.LE	*Enhanced peace and security in Africa*	*Governance*	Effct law enfrcmnt to make comm safer ot	200	18.5949097	*-33.89079226*	325	–	–	–	–	–	-	–
Community and public safety	Leap Training Primary	GPX.0001117-F1.TR.PT	*Enhanced peace and security in Africa*	*Governance*	Effct law enfrcmnt to make comm safer ot	200	18.5949097	*-33.89079226*	569	–	–	–	–	–	-	–
Community and public safety	Leap Training Secondary	GPX.0001117-F1.TR.ST	*Enhanced peace and security in Africa*	*Governance*	Effct law enfrcmnt to make comm safer ot	200	18.5949097	*-33.89079226*	2 507	–	–	–	–	–	-	–
Community and public safety	Leap Training And Operationalisation	GPX.0001117-F1.UN	*Enhanced peace and security in Africa*	*Governance*	Effct law enfrcmnt to make comm safer ot	200	18.5949097	*-33.89079226*	3 672	–	–	–	–	–	-	–
Community and public safety	Nothemba Ntlabe(Fac Grant)	GPX.0001121-F1.FG.F1	*Reduced poverty and improved livelihoods*	*Inclusion & access*	Integrated Residentil Developmnt Program	61	18.41404375	*-34.2312499*	7	–	–	–	–	–	-	–
Community and public safety	Vondo Trading(Top Structure)	GPX.0001121-F1.TS.T1	*Reduced poverty and improved livelihoods*	*Inclusion & access*	Integrated Residentil Developmnt Program	200	18.5949097	*-33.89079226*	14 784	–	–	620	–	620	100.0%	–
Trading services	Kfw : Technical Assistance	GPX.0001222-F1	*Increased infrastructure investment, access, and efficiency*	*Growth*	Infrastr plan & delivery programme	200	18.5949097	*-33.89079226*	–	29 000	29 000	–	–	–	-	29 000
Community and public safety	Vondo Trading(Top Structure)	GPX.0001477-F1.TS.T1	*Reduced poverty and improved livelihoods*	*Inclusion & access*	Integrated Residentil Developmnt Program	200	18.5949097	*-33.89079226*	3 718	–	–	–	–	–	-	–
Community and public safety	Rusthoff Infill Strand Top Structures	GPX.0001571-F1	*Reduced poverty and improved livelihoods*	*Inclusion & access*	Integrated Residentil Developmnt Program	908	18.89540495	*-34.11642562*	–	25 000	25 000	–	4 000	(4 000)	-100.0%	25 000
Trading services	Isbs Janitorial Services	GPX.0001616-F1	*Improved service delivery in the local government sphere*	*Inclusion & access*	Mainstr serv deliv inf settlem & bakyrd	200	18.5949097	*-33.89079226*	13 426	13 426	13 426	–	9 102	(9 102)	-100.0%	13 426
Governance and administration	Project And Programme Preparation	GPX.0001630-F1	*Improved service delivery in the local government sphere*	*Governance*	Operational Sustainability Programme	200	18.5949097	*-33.89079226*	14 573	17 300	17 300	2 668	2 800	(132)	-4.7%	17 300
Governance and administration	Desalination-Concept Design	GPX.0001636-F1	*Improved service delivery in the local government sphere*	*Governance*	Operational Sustainability Programme	200	18.5949097	*-33.89079226*	2 617	–	–	–	–	–	-	–
Governance and administration	Foreshore Freeway - Concept Design	GPX.0001642-F1	*Improved service delivery in the local government sphere*	*Governance*	Operational Sustainability Programme	200	18.5949097	*-33.89079226*	14 194	13 400	13 400	3 156	2 282	874	38.3%	13 400
Trading services	Pep: Cleansing: Two Oceans/South	GPX.0001977-F1.TO.EP	*Improved service delivery in the local government sphere*	*Growth*	Promotg Cleanliness& illegal dumping prg	200	18.5949097	*-33.89079226*	(0)	–	–	–	–	–	-	–
Economic and environmental services	Philippi Oa Regeneration Initiative	GPX.0001991-F1	*Reduced poverty and improved livelihoods*	*Spatial integration*	Targeted Urban Development Programme	200	18.5949097	*-33.89079226*	19 630	–	–	–	–	–	-	–

R thousand									2025/26	Budget Year 2026/27						
Function	Project Description	Project Number	MTDP Service Outcome	IUDF	Own Strategic Objectives	Ward Location	GPS Longitude	GPS Lattitude	Audited Outcome	Original Budget	Adjusted Budget	YearTD actual	YearTD budget	YTD variance	YTD variance %	Full Year Forecast
Economic and environmental services	Invasive Alien Species Management	GPX.0001995-F1.A	*Improved service delivery in the local government sphere*	*Spatial integration*	Environm & Biodiversity Managt Programme	200	18.5949097	*-33.89079226*	205	–	–	–	–	–	-	–
Economic and environmental services	Invasive Alien Species Management	GPX.0001995-F1.E	*Improved service delivery in the local government sphere*	*Spatial integration*	Environm & Biodiversity Managt Programme	200	18.5949097	*-33.89079226*	3 613	–	–	–	–	–	-	–
Economic and environmental services	Invasive Alien Species Management	GPX.0001995-F1.G	*Improved service delivery in the local government sphere*	*Spatial integration*	Environm & Biodiversity Managt Programme	200	18.5949097	*-33.89079226*	200	–	–	–	–	–	-	–
Community and public safety	Pep: Cleansing: Tierberg/Central	GPX.0002081-F1.TS.T1	*Reduced poverty and improved livelihoods*	*Inclusion & access*	Integrated Residentil Developmnt Program	200	18.5949097	*-33.89079226*	1 957	–	–	–	–	–	-	–
Economic and environmental services	Staff Recruitment	GPX.0002175-F2	*Digital transformation across the state*	*Inclusion & access*	Evidence Based Decision Making Programme	200	18.5949097	*-33.89079226*	3 016	3 197	3 197	509	533	(24)	-4.5%	3 197
Community and public safety	Iq Vision	GPX.0002812-F1.CO.C1	*Reduced poverty and improved livelihoods*	*Inclusion & access*	Integrated Residentil Developmnt Program	61	18.41404375	*-34.2312499*	1 348	–	–	–	–	–	-	–
Trading services	Kfw : Professional Services	GPX.0002853-F1	*Increased infrastructure investment, access, and efficiency*	*Growth*	Excell W&S Service delivery program	200	18.5949097	*-33.89079226*	3 732	3 232	11 716	1 399	2 200	(801)	-36.4%	11 716
Economic and environmental services	Epwp Data Centre: Data Capturing Project	GPX.0002863-F1	*Increased employment and work opportunities*	*Inclusion & access*	Inclusive econ develop & growth programe	115	18.43740852	*-33.92458525*	1 884	1 500	1 500	371	–	371	100.0%	1 500
Community and public safety	Dedat_Tourism Unit Law Enf Officers	GPX.0002871-F1	*Enhanced peace and security in Africa*	*Governance*	Effct law enfrcmnt to make comm safer ot	200	18.5949097	*-33.89079226*	2 000	2 500	2 500	–	200	(200)	-100.0%	2 500
Governance and administration	Steenbras Reservoir-Concept Design	GPX.0002928-F1	*Improved service delivery in the local government sphere*	*Governance*	Operational Sustainability Programme	200	18.5949097	*-33.89079226*	499	–	–	–	–	–	-	–
Community and public safety	Acsa Symphony Housing Project Top Struct	GPX.0002982-F1	*Reduced poverty and improved livelihoods*	*Inclusion & access*	Integrated Residentil Developmnt Program	13	18.64042116	*-33.95836273*	–	30 000	5 188	–	–	–	-	5 188
Community and public safety	IQ Vision	GPX.0002982-F1.CO.C1	*Reduced poverty and improved livelihoods*	*Inclusion & access*	Integrated Residentil Developmnt Program	13	18.64042116	*-33.95836273*	660	–	–	–	–	–	-	–
Community and public safety	Freedom Park, Ottery Ida	GPX.0003001-F1.CA.C2	*Reduced poverty and improved livelihoods*	*Inclusion & access*	Integrated Residentil Developmnt Program	66	18.50971925	*-34.01727885*	8	–	–	3	–	3	100.0%	–
Community and public safety	Freedom Park, Ottery Ida	GPX.0003001-F1.CI.C1	*Reduced poverty and improved livelihoods*	*Inclusion & access*	Integrated Residentil Developmnt Program	66	18.50971925	*-34.01727885*	21 371	–	–	1 020	–	1 020	100.0%	–
Community and public safety	Freedom Park, Ottery Ida	GPX.0003001-F1.CO.C2	*Reduced poverty and improved livelihoods*	*Inclusion & access*	Integrated Residentil Developmnt Program	66	18.50971925	*-34.01727885*	572	–	–	–	–	–	-	–
Economic and environmental services	Epwp Transversal Support	GPX.0003260-F1	*Increased employment and work opportunities*	*Inclusion & access*	Inclusive econ develop & growth programe	200	18.5949097	*-33.89079226*	–	5 621	5 621	8	1 200	(1 192)	-99.3%	5 621
Economic and environmental services	Epwp Transversal Support	GPX.0003260-F2	*Increased employment and work opportunities*	*Inclusion & access*	Inclusive econ develop & growth programe	200	18.5949097	*-33.89079226*	8 707	–	–	–	–	–	-	–
Economic and environmental services	Cbd Regeneration Project	GPX.0003280-F1	*Increased employment and work opportunities*	*Inclusion & access*	Inclusive econ develop & growth programe	200	18.5949097	*-33.89079226*	13 288	–	–	–	–	–	-	–
Economic and environmental services	Community Development Workers	GPX.0003315-F1	*Increased employment and work opportunities*	*Inclusion & access*	Inclusive econ develop & growth programe	200	18.5949097	*-33.89079226*	261	1 001	1 001	36	–	36	100.0%	1 001
Economic and environmental services	Baking Project	GPX.0003315-F1.BC	*Increased employment and work opportunities*	*Inclusion & access*	Inclusive econ develop & growth programe	200	18.5949097	*-33.89079226*	8	–	–	–	–	–	-	–
Economic and environmental services	Beading Project ×3	GPX.0003315-F1.BE	*Increased employment and work opportunities*	*Inclusion & access*	Inclusive econ develop & growth programe	200	18.5949097	*-33.89079226*	26	–	–	–	–	–	-	–
Economic and environmental services	Career Guidance	GPX.0003315-F1.CA	*Increased employment and work opportunities*	*Inclusion & access*	Inclusive econ develop & growth programe	200	18.5949097	*-33.89079226*	13	–	–	–	–	–	-	–
Economic and environmental services	Capacity Building Business Trainings	GPX.0003315-F1.CS	*Increased employment and work opportunities*	*Inclusion & access*	Inclusive econ develop & growth programe	200	18.5949097	*-33.89079226*	1	–	–	–	–	–	-	–
Economic and environmental services	Employee Health And Wellness Programmes	GPX.0003315-F1.ES	*Increased employment and work opportunities*	*Inclusion & access*	Inclusive econ develop & growth programe	200	18.5949097	*-33.89079226*	26	–	–	–	–	–	-	–
Economic and environmental services	M2 Monthly Regional Meetings	GPX.0003315-F1.EW	*Increased employment and work opportunities*	*Inclusion & access*	Inclusive econ develop & growth programe	200	18.5949097	*-33.89079226*	7	–	–	–	–	–	-	–
Economic and environmental services	Ivati Purification Station	GPX.0003315-F1.IN	*Increased employment and work opportunities*	*Inclusion & access*	Inclusive econ develop & growth programe	200	18.5949097	*-33.89079226*	40	–	–	–	–	–	-	–
Economic and environmental services	Regional Reading And Writing	GPX.0003315-F1.KG	*Increased employment and work opportunities*	*Inclusion & access*	Inclusive econ develop & growth programe	200	18.5949097	*-33.89079226*	34	–	–	–	–	–	-	–
Economic and environmental services	Soccer Project	GPX.0003315-F1.LI	*Increased employment and work opportunities*	*Inclusion & access*	Inclusive econ develop & growth programe	200	18.5949097	*-33.89079226*	24	–	–	–	–	–	-	–
Economic and environmental services	M2 Strategic Session	GPX.0003315-F1.M2	*Increased employment and work opportunities*	*Inclusion & access*	Inclusive econ develop & growth programe	200	18.5949097	*-33.89079226*	117	–	–	–	–	–	-	–
Economic and environmental services	Nceduluntu Project Soup Kitchen	GPX.0003315-F1.NK	*Increased employment and work opportunities*	*Inclusion & access*	Inclusive econ develop & growth programe	200	18.5949097	*-33.89079226*	6	–	–	–	–	–	-	–
Economic and environmental services	Ntwasahlobo School Shoes Project	GPX.0003315-F1.NL	*Increased employment and work opportunities*	*Inclusion & access*	Inclusive econ develop & growth programe	200	18.5949097	*-33.89079226*	3	–	–	–	–	–	-	–
Economic and environmental services	Nomvuzo Foundation Youth Project	GPX.0003315-F1.NP	*Increased employment and work opportunities*	*Inclusion & access*	Inclusive econ develop & growth programe	200	18.5949097	*-33.89079226*	8	–	–	–	–	–	-	–
Economic and environmental services	Ppe And Staff Uniform	GPX.0003315-F1.PP	*Increased employment and work opportunities*	*Inclusion & access*	Inclusive econ develop & growth programe	200	18.5949097	*-33.89079226*	39	–	–	–	–	–	-	–
Economic and environmental services	Planning And Review Meeting	GPX.0003315-F1.PR	*Increased employment and work opportunities*	*Inclusion & access*	Inclusive econ develop & growth programe	200	18.5949097	*-33.89079226*	20	–	–	–	–	–	-	–
Economic and environmental services	M1 Monthly Regional Meetings	GPX.0003315-F1.RS	*Increased employment and work opportunities*	*Inclusion & access*	Inclusive econ develop & growth programe	200	18.5949097	*-33.89079226*	9	–	–	–	–	–	-	–
Economic and environmental services	Skills Development	GPX.0003315-F1.SD	*Increased employment and work opportunities*	*Inclusion & access*	Inclusive econ develop & growth programe	200	18.5949097	*-33.89079226*	145	–	–	–	–	–	-	–
Economic and environmental services	M2 Stationery	GPX.0003315-F1.SE	*Increased employment and work opportunities*	*Inclusion & access*	Inclusive econ develop & growth programe	200	18.5949097	*-33.89079226*	8	–	–	–	–	–	-	–
Economic and environmental services	M1 Stationery	GPX.0003315-F1.ST	*Increased employment and work opportunities*	*Inclusion & access*	Inclusive econ develop & growth programe	200	18.5949097	*-33.89079226*	18	–	–	–	–	–	-	–
Economic and environmental services	Zisukhanyo School Holiday Programme	GPX.0003315-F1.ZS	*Increased employment and work opportunities*	*Inclusion & access*	Inclusive econ develop & growth programe	200	18.5949097	*-33.89079226*	3	–	–	–	–	–	-	–
Community and public safety	Ows Civils (Prof Fees 260C)	GPX.0003363-F1.CO.C1	*Reduced poverty and improved livelihoods*	*Inclusion & access*	Integrated Residentil Developmnt Program	803	18.5949097	*-33.89079226*	1 304	–	–	–	–	–	-	–
Community and public safety	Asla Construction (96Q/2022/23) (Ts)	GPX.0003363-F1.TS.C1	*Reduced poverty and improved livelihoods*	*Inclusion & access*	Integrated Residentil Developmnt Program	803	18.5949097	*-33.89079226*	33 320	–	–	–	–	–	-	–
Governance and administration	Scm Graduate Internship Programme- Fy23	GPX.0003382-F1	*Improved service delivery in the local government sphere*	*Governance*	Operational Sustainability Programme	201	18.5949097	*-33.89079226*	1 736	6 097	6 097	376	1 016	(640)	-63.0%	6 097

R thousand									2025/26	Budget Year 2026/27						
Function	Project Description	Project Number	MTDP Service Outcome	IUDF	Own Strategic Objectives	Ward Location	GPS Longitude	GPS Lattitude	Audited Outcome	Original Budget	Adjusted Budget	YearTD actual	YearTD budget	YTD variance	YTD variance %	Full Year Forecast
Governance and administration	Gordon'S Bay Firlands	GPX.0003428-F1	*Improved service delivery in the local government sphere*	*Governance*	Operational Sustainability Programme	200	18.5949097	*-33.89079226*	992	1 200	1 200	156	200	(44)	-22.1%	1 200
Governance and administration	External Bursaries To Non-Employees	GPX.0003571-F1	*An ethical, capable, and professional public service*	*Inclusion and access*	Capable & collaborative City govmnt oth	200	18.5949097	*-33.89079226*	101	–	–	–	–	–	-	–
Community and public safety	Appointment Of School Resource Officers	GPX.0003632-F1	*Enhanced peace and security in Africa*	*Governance*	Effct law enfrcmnt to make comm safer ot	200	18.5949097	*-33.89079226*	–	33 945	33 945	–	5 442	(5 442)	-100.0%	33 945
Community and public safety	Appointment Of School Resource Officers	GPX.0003632-F1.ED	*Enhanced peace and security in Africa*	*Governance*	Effct law enfrcmnt to make comm safer ot	200	18.5949097	*-33.89079226*	6 000	–	–	1 524	–	1 524	100.0%	–
Community and public safety	Appointment Of School Resource Officers	GPX.0003632-F1.PT	*Enhanced peace and security in Africa*	*Governance*	Effct law enfrcmnt to make comm safer ot	200	18.5949097	*-33.89079226*	21 814	–	–	3 324	–	3 324	100.0%	–
Community and public safety	Appointment Of School Resource Officers	GPX.0003632-F1.RO.CN	*Enhanced peace and security in Africa*	*Governance*	Effct law enfrcmnt to make comm safer ot	200	18.5949097	*-33.89079226*	20	–	–	5	–	5	100.0%	–
Community and public safety	Appointment Of School Resource Officers	GPX.0003632-F1.RO.FL	*Enhanced peace and security in Africa*	*Governance*	Effct law enfrcmnt to make comm safer ot	200	18.5949097	*-33.89079226*	659	–	–	285	–	285	100.0%	–
Community and public safety	Appointment Of School Resource Officers	GPX.0003632-F1.RO.OT	*Enhanced peace and security in Africa*	*Governance*	Effct law enfrcmnt to make comm safer ot	200	18.5949097	*-33.89079226*	304	–	–	47	–	47	100.0%	–
Community and public safety	Appointment Of School Resource Officers	GPX.0003632-F1.RO.ST	*Enhanced peace and security in Africa*	*Governance*	Effct law enfrcmnt to make comm safer ot	200	18.5949097	*-33.89079226*	33	–	–	–	–	–	-	–
Community and public safety	Appointment Of School Resource Officers	GPX.0003632-F1.RO.UN	*Enhanced peace and security in Africa*	*Governance*	Effct law enfrcmnt to make comm safer ot	200	18.5949097	*-33.89079226*	346	–	–	178	–	178	100.0%	–
Community and public safety	Appointment Of School Resource Officers	GPX.0003632-F1.RO.VH.N.C	*Enhanced peace and security in Africa*	*Governance*	Effct law enfrcmnt to make comm safer ot	200	18.5949097	*-33.89079226*	1 432	–	–	125	–	125	100.0%	–
Community and public safety	Appointment Of School Resource Officers	GPX.0003632-F1.RO.VH.V.C	*Enhanced peace and security in Africa*	*Governance*	Effct law enfrcmnt to make comm safer ot	200	18.5949097	*-33.89079226*	546	–	–	–	–	–	-	–
Trading services	Community Facilitation And Technologies	GPX.0003636-F1	*Improved service delivery in the local government sphere*	*Inclusion & access*	Mainstr serv deliv inf settlem & bakyrd	200	18.5949097	*-33.89079226*	6 618	16 980	16 980	213	193	20	10.2%	16 980
Community and public safety	Training Of Auxillary Le Officers	GPX.0003652-F1	*Enhanced peace and security in Africa*	*Governance*	Effct law enfrcmnt to make comm safer ot	200	18.5949097	*-33.89079226*	–	2 000	2 000	–	–	–	-	2 000
Community and public safety	Training Of Auxillary Le Officers	GPX.0003652-F1.AC	*Enhanced peace and security in Africa*	*Governance*	Effct law enfrcmnt to make comm safer ot	200	18.5949097	*-33.89079226*	230	–	–	–	–	–	-	–
Community and public safety	Training Of Auxillary Le Officers	GPX.0003652-F1.CC	*Enhanced peace and security in Africa*	*Governance*	Effct law enfrcmnt to make comm safer ot	200	18.5949097	*-33.89079226*	2	–	–	–	–	–	-	–
Community and public safety	Training Of Auxillary Le Officers	GPX.0003652-F1.DA	*Enhanced peace and security in Africa*	*Governance*	Effct law enfrcmnt to make comm safer ot	200	18.5949097	*-33.89079226*	11	–	–	–	–	–	-	–
Community and public safety	Training Of Auxillary Le Officers	GPX.0003652-F1.FB	*Enhanced peace and security in Africa*	*Governance*	Effct law enfrcmnt to make comm safer ot	200	18.5949097	*-33.89079226*	14	–	–	–	–	–	-	–
Community and public safety	Training Of Auxillary Le Officers	GPX.0003652-F1.FU	*Enhanced peace and security in Africa*	*Governance*	Effct law enfrcmnt to make comm safer ot	200	18.5949097	*-33.89079226*	5	–	–	–	–	–	-	–
Community and public safety	Training Of Auxillary Le Officers	GPX.0003652-F1.OT	*Enhanced peace and security in Africa*	*Governance*	Effct law enfrcmnt to make comm safer ot	201	18.5949097	*-33.89079226*	25	–	–	–	–	–	-	–
Community and public safety	Training Of Auxillary Le Officers	GPX.0003652-F1.PR	*Enhanced peace and security in Africa*	*Governance*	Effct law enfrcmnt to make comm safer ot	200	18.5949097	*-33.89079226*	15	–	–	–	–	–	-	–
Community and public safety	Training Of Auxillary Le Officers	GPX.0003652-F1.TR	*Enhanced peace and security in Africa*	*Governance*	Effct law enfrcmnt to make comm safer ot	200	18.5949097	*-33.89079226*	2 099	–	–	–	–	–	-	–
Economic and environmental services	Carbon Smart Skills Development	GPX.0003720-F1	*Improved service delivery in the local government sphere*	*Spatial integration*	Environm & Biodiversity Managt Programme	200	18.5949097	*-33.89079226*	75	–	–	–	–	–	-	–
Economic and environmental services	Carbon Smart Skills Development	GPX.0003720-F1.TE	*Improved service delivery in the local government sphere*	*Spatial integration*	Environm & Biodiversity Managt Programme	200	18.5949097	*-33.89079226*	805	–	–	–	–	–	-	–
Economic and environmental services	Carbon Smart Skills Development	GPX.0003720-F1.TG	*Improved service delivery in the local government sphere*	*Spatial integration*	Environm & Biodiversity Managt Programme	200	18.5949097	*-33.89079226*	1 639	–	–	–	–	–	-	–
Economic and environmental services	Carbon Smart Skills Development	GPX.0003720-F1.UP	*Improved service delivery in the local government sphere*	*Spatial integration*	Environm & Biodiversity Managt Programme	200	18.5949097	*-33.89079226*	54	–	–	–	–	–	-	–
Economic and environmental services	Carbon Smart Skills Development	GPX.0003720-F1.WS	*Improved service delivery in the local government sphere*	*Spatial integration*	Environm & Biodiversity Managt Programme	200	18.5949097	*-33.89079226*	1 864	–	–	–	–	–	-	–
Community and public safety	Greenville Phase 5 Bng Units	GPX.0003736-F1	*Reduced poverty and improved livelihoods*	*Inclusion & access*	Integrated Residentil Developmnt Program	105	18.66790624	*-33.72834618*	–	50 000	50 000	–	9 000	(9 000)	-100.0%	50 000
Community and public safety	Garden Cities Np Rf	GPX.0003736-F1.TS.T1	*Reduced poverty and improved livelihoods*	*Inclusion & access*	Integrated Residentil Developmnt Program	801	18.5949097	*-33.89079226*	65 530	–	–	18 024	–	18 024	100.0%	–
Governance and administration	Elsies River Infill Housing Project Tops	GPX.0003837-F1	*Reduced poverty and improved livelihoods*	*Inclusion & access*	Integrated Residentil Developmnt Program	28	18.56101513	*-33.9286334*	–	11 000	11 000	–	1 179	(1 179)	-100.0%	11 000
Community and public safety	Nokhanya Services 355Q2021/22	GPX.0003837-F1.TS.T1	*Reduced poverty and improved livelihoods*	*Inclusion & access*	Integrated Residentil Developmnt Program	803	18.5949097	*-33.89079226*	6 052	–	–	968	–	968	100.0%	–
Governance and administration	Borchards Quarry Wwtw Phase2 Feasibility	GPX.0003848-F1	*Improved service delivery in the local government sphere*	*Governance*	Operational Sustainability Programme	200	18.5949097	*-33.89079226*	1 982	–	–	–	–	–	-	–
Governance and administration	Borchards Quarry Wwtw Phase2 Concept Des	GPX.0003849-F1	*Improved service delivery in the local government sphere*	*Governance*	Operational Sustainability Programme	200	18.5949097	*-33.89079226*	–	700	700	–	100	(100)	-100.0%	700
Governance and administration	Mitchells Plain Wwtw-Improvement Ph2 Fea	GPX.0003850-F1	*Improved service delivery in the local government sphere*	*Governance*	Operational Sustainability Programme	200	18.5949097	*-33.89079226*	1 474	–	–	–	–	–	-	–
Community and public safety	Atlantis, Kanonkop Phase 2, Top St	GPX.0003853-F1	*Reduced poverty and improved livelihoods*	*Inclusion & access*	Integrated Residentil Developmnt Program	32	18.51150386	*-33.62020498*	–	23 000	23 000	–	3 397	(3 397)	-100.0%	23 000
Community and public safety	Stedone (Prof Serv 260C)	GPX.0003853-F1.CO.C1	*Reduced poverty and improved livelihoods*	*Inclusion & access*	Integrated Residentil Developmnt Program	32	18.51150386	*-33.62020498*	1 556	–	–	616	–	616	100.0%	–
Community and public safety	Simply Do	GPX.0003853-F1.TS.T1	*Reduced poverty and improved livelihoods*	*Inclusion & access*	Integrated Residentil Developmnt Program	32	18.51150386	*-33.62020498*	18 086	–	–	5 237	–	5 237	100.0%	–
Governance and administration	Seapoint Sea Wall - Concept Design	GPX.0003869-F1	*Improved service delivery in the local government sphere*	*Governance*	Operational Sustainability Programme	54	18.38477535	*-33.96654908*	1 929	–	–	–	–	–	-	–
Governance and administration	Congestion Relief City Wide Road -Feasib	GPX.0003932-F1.P4.WG	*Improved service delivery in the local government sphere*	*Governance*	Operational Sustainability Programme	200	18.5949097	*-33.89079226*	(0)	–	–	–	–	–	-	–
Governance and administration	Congestion Relief City Wide Road -Concep	GPX.0003933-F1	*Improved service delivery in the local government sphere*	*Governance*	Operational Sustainability Programme	200	18.5949097	*-33.89079226*	–	7 200	7 200	–	–	–	-	7 200
Governance and administration	Congestion Relief City Wide Road -Concep	GPX.0003933-F1.P1.NC	*Improved service delivery in the local government sphere*	*Governance*	Operational Sustainability Programme	200	18.5949097	*-33.89079226*	60	–	–	–	–	–	-	–
Governance and administration	Congestion Relief City Wide Road -Concep	GPX.0003933-F1.P2.NC	*Improved service delivery in the local government sphere*	*Governance*	Operational Sustainability Programme	200	18.5949097	*-33.89079226*	68	–	–	–	–	–	-	–

R thousand									2025/26	Budget Year 2026/27						
Function	Project Description	Project Number	MTDP Service Outcome	IUDF	Own Strategic Objectives	Ward Location	GPS Longitude	GPS Lattitude	Audited Outcome	Original Budget	Adjusted Budget	YearTD actual	YearTD budget	YTD variance	YTD variance %	Full Year Forecast
Governance and administration	Congestion Relief City Wide Road -Concep	GPX.0003933-F1.P3.WG	*Improved service delivery in the local government sphere*	*Governance*	Operational Sustainability Programme	200	18.5949097	*-33.89079226*	634	–	–	–	–	–	-	–
Governance and administration	Congestion Relief City Wide Road -Concep	GPX.0003933-F1.P4.WG	*Improved service delivery in the local government sphere*	*Governance*	Operational Sustainability Programme	200	18.5949097	*-33.89079226*	710	–	–	–	–	–	-	–
Governance and administration	Congestion Relief City Wide Road -Concep	GPX.0003933-F1.P5.C1	*Improved service delivery in the local government sphere*	*Governance*	Operational Sustainability Programme	200	18.5949097	*-33.89079226*	1 029	–	–	242	–	242	100.0%	–
Governance and administration	Bellville Wwtw Inlet Works Concept Desig	GPX.0003961-F1	*Improved service delivery in the local government sphere*	*Governance*	Operational Sustainability Programme	200	18.5949097	*-33.89079226*	1 497	–	–	–	–	–	-	–
Governance and administration	Mitchells Plain Wwtw-Improvement Ph2 Con	GPX.0003963-F1	*Improved service delivery in the local government sphere*	*Governance*	Operational Sustainability Programme	200	18.5949097	*-33.89079226*	–	700	700	700	100	600	599.9%	700
Community and public safety	Law Enforcement Officers: Wcdh&W	GPX.0004012-F1.MC	*Enhanced peace and security in Africa*	*Governance*	Effct law enfrcmnt to make comm safer ot	200	18.5949097	*-33.89079226*	1	–	–	–	–	–	-	–
Community and public safety	Law Enforcement Officers: Wcdh&W	GPX.0004012-F1.OT	*Enhanced peace and security in Africa*	*Governance*	Effct law enfrcmnt to make comm safer ot	200	18.5949097	*-33.89079226*	745	–	–	–	–	–	-	–
Community and public safety	Law Enforcement Officers: Wcdh&W	GPX.0004012-F1.SL.IN	*Enhanced peace and security in Africa*	*Governance*	Effct law enfrcmnt to make comm safer ot	200	18.5949097	*-33.89079226*	469	–	–	–	–	–	-	–
Community and public safety	Law Enforcement Officers: Wcdh&W	GPX.0004012-F1.SL.LO	*Enhanced peace and security in Africa*	*Governance*	Effct law enfrcmnt to make comm safer ot	200	18.5949097	*-33.89079226*	3 308	–	–	–	–	–	-	–
Community and public safety	Law Enforcement Officers: Wcdh&W	GPX.0004012-F1.UN	*Enhanced peace and security in Africa*	*Governance*	Effct law enfrcmnt to make comm safer ot	200	18.5949097	*-33.89079226*	57	–	–	–	–	–	-	–
Governance and administration	Pep Grant Allocation For Artisans.	GPX.0004070-F1.FB	*Improved service delivery in the local government sphere*	*Governance*	Operational Sustainability Programme	200	18.5949097	*-33.89079226*	130	–	–	–	–	–	-	–
Governance and administration	Pep Grant Allocation For Artisans.	GPX.0004070-F1.MA	*Improved service delivery in the local government sphere*	*Governance*	Operational Sustainability Programme	200	18.5949097	*-33.89079226*	3	–	–	–	–	–	-	–
Governance and administration	Pep Grant Allocation For Artisans.	GPX.0004070-F1.MC	*Improved service delivery in the local government sphere*	*Governance*	Operational Sustainability Programme	200	18.5949097	*-33.89079226*	239	–	–	–	–	–	-	–
Governance and administration	Pep Grant Allocation For Artisans.	GPX.0004070-F1.SL	*Improved service delivery in the local government sphere*	*Governance*	Operational Sustainability Programme	200	18.5949097	*-33.89079226*	3 011	–	–	–	–	–	-	–
Governance and administration	Pep Grant Allocation For Artisans.	GPX.0004070-F1.TR	*Improved service delivery in the local government sphere*	*Governance*	Operational Sustainability Programme	200	18.5949097	*-33.89079226*	1 108	–	–	–	–	–	-	–
Governance and administration	Pep Grant Allocation For Artisans.	GPX.0004070-F1.UN	*Improved service delivery in the local government sphere*	*Governance*	Operational Sustainability Programme	200	18.5949097	*-33.89079226*	40	–	–	–	–	–	-	–
Trading services	Skool Street, Kuils River - Bottelary Ri	GPX.0004112-F1	*Improved service delivery in the local government sphere*	*Spatial integration*	Healthy urban waterways programme	8	18.69338434	*-33.89983676*	2 925	–	–	–	–	–	-	–
Governance and administration	Vip Support Programme	GPX.0004121-F1	*Improved service delivery in the local government sphere*	*Governance*	Operational Sustainability Programme	200	18.5949097	*-33.89079226*	2 751	–	–	6	–	6	100.0%	–
Governance and administration	Vip Support Programme	GPX.0004121-F1.FB	*Improved service delivery in the local government sphere*	*Governance*	Operational Sustainability Programme	200	18.5949097	*-33.89079226*	294	–	–	–	–	–	-	–
Governance and administration	Vip Support Programme	GPX.0004121-F1.MA	*Improved service delivery in the local government sphere*	*Governance*	Operational Sustainability Programme	200	18.5949097	*-33.89079226*	5	–	–	–	–	–	-	–
Governance and administration	Vip Support Programme	GPX.0004121-F1.TR	*Improved service delivery in the local government sphere*	*Governance*	Operational Sustainability Programme	200	18.5949097	*-33.89079226*	1 310	–	–	–	–	–	-	–
Governance and administration	Open Cycle Gas Turbines - Replace&Expand	GPX.0004183-F1	*Improved service delivery in the local government sphere*	*Governance*	Operational Sustainability Programme	200	18.5949097	*-33.89079226*	111	–	–	–	–	–	-	–
Governance and administration	Wind Power Programme	GPX.0004186-F1	*Improved service delivery in the local government sphere*	*Governance*	Operational Sustainability Programme	200	18.5949097	*-33.89079226*	918	–	–	–	–	–	-	–
Community and public safety	Fire Disasters Housing Project	GPX.0004282-F1	*Improved service delivery in the local government sphere*	*Governance*	Informal Settlement Upgrading Programme	200	18.5949097	*-33.89079226*	–	6 479	6 479	–	600	(600)	-100.0%	6 479
Community and public safety	Fusion Tradings (Relocations)	GPX.0004282-F1.TR.T1	*Improved service delivery in the local government sphere*	*Governance*	Informal Settlement Upgrading Programme	200	18.5949097	*-33.89079226*	6 000	–	–	–	–	–	-	–
Governance and administration	Blackheath Upper Reservoir - Scoping	GPX.0004291-F1	*Improved service delivery in the local government sphere*	*Governance*	Operational Sustainability Programme	200	18.5949097	*-33.89079226*	2 500	–	–	–	–	–	-	–
Trading services	Utility Business Model Reform	GPX.0004295-F1	*Increased infrastructure investment, access, and efficiency*	*Growth*	Excellence in Energy Service delivry prg	200	18.5949097	*-33.89079226*	–	3 774	4 319	–	650	(650)	-100.0%	4 319
Trading services	Institutional Reform-Dlk Group	GPX.0004295-F1.IR	*Increased infrastructure investment, access, and efficiency*	*Growth*	Excellence in Energy Service delivry prg	200	18.5949097	*-33.89079226*	3 239	–	–	(11)	–	(11)	100.0%	–
Governance and administration	Blackheath Upper Reservoir - Feasibility	GPX.0004313-F1	*Improved service delivery in the local government sphere*	*Governance*	Operational Sustainability Programme	200	18.5949097	*-33.89079226*	–	1 000	1 000	1 000	641	358	55.9%	1 000
Governance and administration	Ssru Concept Design	GPX.0004320-F1	*Improved service delivery in the local government sphere*	*Governance*	Operational Sustainability Programme	200	18.5949097	*-33.89079226*	8 771	10 500	10 500	2 241	764	1 477	193.3%	10 500
Economic and environmental services	Installation, Repair & Maintenance (Irm)	GPX.0004379-F1	*Increased employment and work opportunities*	*Inclusion & access*	Inclusive econ develop & growth programe	200	18.5949097	*-33.89079226*	20 830	–	–	–	–	–	-	–
Trading services	Southfield Stormwater Canal	GPX.0004392-F1	*Improved service delivery in the local government sphere*	*Spatial integration*	Healthy urban waterways programme	72	18.47672844	*-34.04684691*	3 194	–	–	–	–	–	-	–
Trading services	Blomvlei Concrete Stormwater Canal	GPX.0004393-F1	*Improved service delivery in the local government sphere*	*Spatial integration*	Healthy urban waterways programme	46	18.53489021	*-33.97515138*	2 627	–	–	–	–	–	-	–
Trading services	Sir Loyry'S Pass Village - Floods	GPX.0004394-F1	*Improved service delivery in the local government sphere*	*Spatial integration*	Healthy urban waterways programme	84	18.92228392	*-34.07403108*	1 687	–	–	–	–	–	-	–
Trading services	Lourens River: Meadow Lane	GPX.0004395-F1	*Improved service delivery in the local government sphere*	*Spatial integration*	Healthy urban waterways programme	84	18.92228392	*-34.07403108*	607	–	–	–	–	–	-	–
Economic and environmental services	Kalk Bay Stone Channel Repair	GPX.0004400-F1	*Skills for the economy*	*Growth*	Sustain,eff,safe & afford travel opt oth	64	18.42157464	*-34.12797295*	269	–	–	–	–	–	-	–
Economic and environmental services	End Of Contract Obligation	GPX.0004407-F1	*Skills for the economy*	*Growth*	Sustain,eff,safe & afford travel opt oth	200	18.5949097	*-33.89079226*	71 568	–	–	–	–	–	-	–
Economic and environmental services	Socio Economic Project Cdw	GPX.0004413-F1	*Increased employment and work opportunities*	*Inclusion & access*	Inclusive econ develop & growth programe	200	18.5949097	*-33.89079226*	6	–	–	–	–	–	-	–
Trading services	Maitland Graveyard Canal	GPX.0004431-F1	*Improved service delivery in the local government sphere*	*Spatial integration*	Healthy urban waterways programme	56	18.51498737	*-33.90949186*	925	–	–	–	–	–	-	–
Governance and administration	Millers Point Revitalisation Scoping	GPX.0004452-F1	*Improved service delivery in the local government sphere*	*Governance*	Operational Sustainability Programme	61	18.41404375	*-34.2312499*	2 352	–	–	–	–	–	-	–
Governance and administration	Prof Services Bp & Transversal	GPX.0004482-F1	*Skills for the economy*	*Growth*	Sustain,eff,safe & afford travel opt oth	200	18.5949097	*-33.89079226*	3 983	10 000	10 000	–	–	–	-	10 000
Economic and environmental services	Cctv Maintenance & Surveillance On Iptn	GPX.0004601-F1	*Skills for the economy*	*Growth*	Sustain,eff,safe & afford travel opt oth	200	18.5949097	*-33.89079226*	1 955	12 000	12 000	–	200	(200)	-100.0%	12 000

R thousand									2025/26	Budget Year 2026/27						
Function	Project Description	Project Number	MTDP Service Outcome	IUDF	Own Strategic Objectives	Ward Location	GPS Longitude	GPS Lattitude	Audited Outcome	Original Budget	Adjusted Budget	YearTD actual	YearTD budget	YTD variance	YTD variance %	Full Year Forecast
Economic and environmental services	Cctv Maintenance & Surveillance On Iptn	GPX.0004601-F1.ME	*Skills for the economy*	*Growth*	Sustain,eff,safe & afford travel opt oth	200	18.5949097	*-33.89079226*	8 566	–	–	370	–	370	100.0%	–
Economic and environmental services	Cctv Maintenance & Surveillance On Iptn	GPX.0004601-F1.MI	*Skills for the economy*	*Growth*	Sustain,eff,safe & afford travel opt oth	200	18.5949097	*-33.89079226*	343	–	–	–	–	–	-	–
Economic and environmental services	Cctv Maintenance & Surveillance On Iptn	GPX.0004601-F1.ST	*Skills for the economy*	*Growth*	Sustain,eff,safe & afford travel opt oth	200	18.5949097	*-33.89079226*	2 769	–	–	–	–	–	-	–
Economic and environmental services	Irt Phase 2A Project	GPX.0004621-F1	*Skills for the economy*	*Growth*	Sustain,eff,safe & afford travel opt oth	200	18.5949097	*-33.89079226*	17 500	20 679	20 679	3 131	3 446	(315)	-9.1%	20 679
Economic and environmental services	Consultants: Contract Operatiions	GPX.0004631-F1	*Skills for the economy*	*Growth*	Sustain,eff,safe & afford travel opt oth	200	18.5949097	*-33.89079226*	2 723	5 000	4 073	448	448	–	-	4 073
Economic and environmental services	Staffing: Project Mngt: Maint	GPX.0004648-F1	*Skills for the economy*	*Growth*	Sustain,eff,safe & afford travel opt oth	200	18.5949097	*-33.89079226*	1 523	–	–	–	–	–	-	–
Economic and environmental services	Staffing: Project Mngt: Maint	GPX.0004648-F2	*Skills for the economy*	*Growth*	Sustain,eff,safe & afford travel opt oth	200	18.5949097	*-33.89079226*	–	3 465	3 465	482	505	(23)	-4.5%	3 465
Governance and administration	Chieta Discretionary Grant Fy2026	GPX.0004718-F1	*An ethical, capable, and professional public service*	*Inclusion and access*	Capable & collaborative City govmnt oth	200	18.5949097	*-33.89079226*	536	–	–	–	–	–	-	–
Economic and environmental services	Sustainable Energy Africa	GPX.0004720-F1	*Skills for the economy*	*Growth*	Sustain,eff,safe & afford travel opt oth	200	18.5949097	*-33.89079226*	229	–	–	–	–	–	-	–
Governance and administration	Regional Waste Management Facility Scopi	GPX.0004729-F1	*Improved service delivery in the local government sphere*	*Governance*	Operational Sustainability Programme	200	18.5949097	*-33.89079226*	–	14 500	14 500	–	550	(550)	-100.0%	14 500
Governance and administration	Platteklooof Reuse Scheme Scoping	GPX.0004730-F1	*Improved service delivery in the local government sphere*	*Governance*	Operational Sustainability Programme	200	18.5949097	*-33.89079226*	–	3 500	3 500	–	200	(200)	-100.0%	3 500
Economic and environmental services	Org Design & Business Improve -Nt Reform	GPX.0004734-F1	*Digital transformation across the state*	*Growth*	Modernised & adaptive governance Program	200	18.5949097	*-33.89079226*	10 959	–	–	–	–	–	-	–
Economic and environmental services	Org Design & Business Improve -Nt Reform	GPX.0004734-F2	*Digital transformation across the state*	*Growth*	Modernised & adaptive governance Program	200	18.5949097	*-33.89079226*	–	11 000	11 000	–	–	–	-	11 000
Governance and administration	Scm -Staff	GPX.0004736-F1	*Improved service delivery in the local government sphere*	*Governance*	Operational Sustainability Programme	201	18.5949097	*-33.89079226*	3 402	–	–	–	–	–	-	–
Governance and administration	Revenue -Grant Funded Trainings	GPX.0004739-F1	*Improved service delivery in the local government sphere*	*Governance*	Operational Sustainability Programme	201	18.5949097	*-33.89079226*	136	158	158	–	–	–	-	158
Governance and administration	Budget - Grant Funded Trainings	GPX.0004748-F1	*Improved service delivery in the local government sphere*	*Governance*	Operational Sustainability Programme	201	18.5949097	*-33.89079226*	–	68	68	–	–	–	-	68
Governance and administration	Expenditure- Grant Funded Trainings	GPX.0004750-F1	*Improved service delivery in the local government sphere*	*Governance*	Operational Sustainability Programme	201	18.5949097	*-33.89079226*	109	135	135	–	–	–	-	135
Governance and administration	Finance Finance -Grant Funded Trainings	GPX.0004762-F1	*Improved service delivery in the local government sphere*	*Governance*	Operational Sustainability Programme	201	18.5949097	*-33.89079226*	18	23	23	–	–	–	-	23
Governance and administration	Scm Grant Funded Trainings	GPX.0004771-F1	*Improved service delivery in the local government sphere*	*Governance*	Operational Sustainability Programme	201	18.5949097	*-33.89079226*	226	180	180	–	–	–	-	180
Governance and administration	Management Finance -Grant Funded Trainin	GPX.0004772-F1	*Improved service delivery in the local government sphere*	*Governance*	Operational Sustainability Programme	201	18.5949097	*-33.89079226*	36	68	68	–	–	–	-	68
Community and public safety	Hs - Hsdg Projects Contingencies	GPX.0004793-F1	*Reduced poverty and improved livelihoods*	*Inclusion & access*	Integrated Residentil Developmnt Program	200	18.5949097	*-33.89079226*	–	8 000	8 000	–	–	–	-	8 000
Economic and environmental services	Irt Phase 2A Project	GPX.0004796-F1	*Skills for the economy*	*Growth*	Sustain,eff,safe & afford travel opt oth	200	18.5949097	*-33.89079226*	9 796	9 274	9 274	1 305	1 540	(235)	-15.3%	9 274
Economic and environmental services	Ssru Transport Infrastructure Scoping	GPX.0004812-F1	*Skills for the economy*	*Growth*	Sustain,eff,safe & afford travel opt oth	200	18.5949097	*-33.89079226*	–	2 800	2 800	385	–	385	100.0%	2 800
Governance and administration	Budget - Grant Funded Trainings	GPX.0004843-F1	*Improved service delivery in the local government sphere*	*Governance*	Operational Sustainability Programme	201	18.5949097	*-33.89079226*	65	–	–	–	–	–	-	–
Economic and environmental services	Environmental And Wildlife Management	GPX.0004845-F1	*Improved service delivery in the local government sphere*	*Spatial integration*	Coastal Programme	201	18.5949097	*-33.89079226*	1 000	–	–	–	–	–	-	–
Trading services	Energy Efficiency And Demand Side Mgmt G	GPX.0004890-F1	*Increased infrastructure investment, access, and efficiency*	*Growth*	Excellence in Energy Service delivry prg	200	18.5949097	*-33.89079226*	–	1 100	1 100	–	138	(138)	-100.0%	1 100
Trading services	Energy Efficiency and Demand Side Mgmt G: Project Management	GPX.0004890-F1.PM	*Increased infrastructure investment, access, and efficiency*	*Growth*	Excellence in Energy Service delivry prg	200	18.5949097	*-33.89079226*	–	–	–	32	–	32	100.0%	–
Governance and administration	Innovative Sanitation Technology	GPX.0004893-F1	*An ethical, capable, and professional public service*	*Inclusion and access*	Capable & collaborative City govmnt oth	200	18.5949097	*-33.89079226*	–	10 972	10 972	–	–	–	-	10 972
Economic and environmental services	Irt Facilities Management	GPX.0004912-F1	*Skills for the economy*	*Growth*	Sustain,eff,safe & afford travel opt oth	200	18.5949097	*-33.89079226*	–	102 348	102 668	–	10 055	(10 055)	-100.0%	102 668
Governance and administration	External Bursaries To Non-Employees	GPX.0004951-F1	*An ethical, capable, and professional public service*	*Inclusion and access*	Capable & collaborative City govmnt oth	200	18.5949097	*-33.89079226*	–	76	76	–	–	–	-	76
Economic and environmental services	Murp Opex Programme Management	S17.00347	*Reduced poverty and improved livelihoods*	*Spatial integration*	Targeted Urban Development Programme	200	18.5949097	*-33.89079226*	–	12 285	12 285	–	–	–	-	12 285
Governance and administration	Cmmand Access Control@Various Sport&Rec	S17.93002-EP.WP.AC.0 .5	*Improved service delivery in the local government sphere*	*Governance*	Quality & safe parks & rec facilit com ot	200	18.5949097	*-33.89079226*	0	–	–	–	–	–	-	–
Community and public safety	Events - City Hall Re-Opening	S19.00202	*Enabling environment for investment and improved competitiveness*	*Growth*	Investment and Partnership Devel Program	200	18.5949097	*-33.89079226*	–	144	144	–	3	(3)	-100.0%	144
Governance and administration	Epwp2018/19	S19.93002	*Improved service delivery in the local government sphere*	*Governance*	Quality & safe parks & rec facilit com ot	200	18.5949097	*-33.89079226*	–	23 274	23 274	–	10	(10)	-100.0%	23 274
Community and public safety	Epwp Library & Information Services	S19.99001	*Improved service delivery in the local government sphere*	*Inclusion & access*	Quality Community facilities programme	201	18.5949097	*-33.89079226*	–	51	51	–	8	(8)	-100.0%	51
Governance and administration	Metro Police	S20.00099-MP	*Enabling environment for investment and improved competitiveness*	*Growth*	Investment and Partnership Devel Program	200	18.5949097	*-33.89079226*	(9)	–	–	–	–	–	-	–
Economic and environmental services	Kadar Asmal Green Jobs-CCT	S20.00104-C	*Improved service delivery in the local government sphere*	*Spatial integration*	Environm & Biodiversity Managt Programme	200	18.5949097	*-33.89079226*	715	–	–	–	–	–	-	–
Economic and environmental services	Kadar Asmal Green Jobs-CCT - South	S20.00104-BA	*Improved service delivery in the local government sphere*	*Spatial integration*	Environm & Biodiversity Managt Programme	200	18.5949097	*-33.89079226*	19	–	–	–	–	–	-	–
Economic and environmental services	Kadar Asmal Central-CCT	S20.00104-BD	*Improved service delivery in the local government sphere*	*Spatial integration*	Environm & Biodiversity Managt Programme	200	18.5949097	*-33.89079226*	2 120	–	–	–	–	–	-	–
Economic and environmental services	Kadar Asmal Animals-CCT	S20.00104-BF	*Improved service delivery in the local government sphere*	*Spatial integration*	Environm & Biodiversity Managt Programme	200	18.5949097	*-33.89079226*	1 854	–	–	–	–	–	-	–
Economic and environmental services	Kadar Asmal EDRR-CCT	S20.00104-BG	*Improved service delivery in the local government sphere*	*Spatial integration*	Environm & Biodiversity Managt Programme	200	18.5949097	*-33.89079226*	454	–	–	–	–	–	-	–
Governance and administration	Health Epwp Mayors Job Creation Project	S20.00116-F1	*Improved access to affordable and quality healthcare*	*Inclusion & access*	City Health Programme	200	18.5949097	*-33.89079226*	–	7 947	2 974	–	–	–	-	2 974

R thousand									2025/26	Budget Year 2026/27						
Function	Project Description	Project Number	MTDP Service Outcome	IUDF	Own Strategic Objectives	Ward Location	GPS Longitude	GPS Lattitude	Audited Outcome	Original Budget	Adjusted Budget	YearTD actual	YearTD budget	YTD variance	YTD variance %	Full Year Forecast
Governance and administration	Area Central	S20.00116-F1.AC	*Improved access to affordable and quality healthcare*	*Inclusion & access*	City Health Programme	803	18.5949097	*-33.89079226*	1 050	–	1 164	123	194	(71)	-36.7%	1 164
Governance and administration	Area East	S20.00116-F1.AE	*Improved access to affordable and quality healthcare*	*Inclusion & access*	City Health Programme	802	18.5949097	*-33.89079226*	1 080	–	1 070	140	–	140	100.0%	1 070
Governance and administration	Area North	S20.00116-F1.AN	*Improved access to affordable and quality healthcare*	*Inclusion & access*	City Health Programme	801	18.5949097	*-33.89079226*	994	–	1 070	56	–	56	100.0%	1 070
Governance and administration	Area South	S20.00116-F1.AS	*Improved access to affordable and quality healthcare*	*Inclusion & access*	City Health Programme	804	18.5949097	*-33.89079226*	977	–	1 070	70	–	70	100.0%	1 070
Community and public safety	Breast Feeding	S20.00116-F1.SH.BF	*Improved access to affordable and quality healthcare*	*Inclusion & access*	City Health Programme	200	18.5949097	*-33.89079226*	938	–	–	–	–	–	-	–
Community and public safety	Health Epidemiologist Student	S20.00116-F1.SH.HE	*Improved access to affordable and quality healthcare*	*Inclusion & access*	City Health Programme	200	18.5949097	*-33.89079226*	18	–	–	–	–	–	-	–
Community and public safety	Health Information Students	S20.00116-F1.SH.HI	*Improved access to affordable and quality healthcare*	*Inclusion & access*	City Health Programme	200	18.5949097	*-33.89079226*	578	–	–	–	–	–	-	–
Community and public safety	Substance Abuse Student	S20.00116-F1.SH.SS	*Improved access to affordable and quality healthcare*	*Inclusion & access*	City Health Programme	200	18.5949097	*-33.89079226*	260	–	–	–	–	–	-	–
Community and public safety	Substance Abuse Administration	S20.00224-F1.SH.SA	*Improved access to affordable and quality healthcare*	*Inclusion & access*	City Health Programme	200	18.5949097	*-33.89079226*	508	–	–	–	–	–	-	–
Governance and administration	Covid19 - General: Man. Finance	S20.00263	*Improved service delivery in the local government sphere*	*Governance*	Operational Sustainability Programme	201	18.5949097	*-33.89079226*	–	7	7	–	–	–	-	7
Governance and administration	Covid19 - General: Grant Funding Project	S20.00265	*Improved service delivery in the local government sphere*	*Governance*	Operational Sustainability Programme	200	18.5949097	*-33.89079226*	–	5	5	–	1	(1)	-100.0%	5
Governance and administration	Covid19 - General: Finance: Hrbp Project	S20.00266	*Improved service delivery in the local government sphere*	*Governance*	Operational Sustainability Programme	201	18.5949097	*-33.89079226*	–	3	3	–	1	(1)	-100.0%	3
Governance and administration	Covid19 - General: Treasury	S20.00270	*Improved service delivery in the local government sphere*	*Governance*	Operational Sustainability Programme	200	18.5949097	*-33.89079226*	–	5	5	–	1	(1)	-100.0%	5
Governance and administration	Covid19 - General: Scm	S20.00271	*Improved service delivery in the local government sphere*	*Governance*	Operational Sustainability Programme	200	18.5949097	*-33.89079226*	–	14	14	–	–	–	-	14
Governance and administration	Covid19 - General: Revenue	S20.00272	*Improved service delivery in the local government sphere*	*Governance*	Operational Sustainability Programme	201	18.5949097	*-33.89079226*	–	350	350	–	7	(7)	-100.0%	350
Governance and administration	Covid19 - General: Budgets	S20.00275	*Improved service delivery in the local government sphere*	*Governance*	Operational Sustainability Programme	200	18.5949097	*-33.89079226*	–	5	5	–	1	(1)	-100.0%	5
Governance and administration	Covid19 - General: Valuations	S20.00276	*Improved service delivery in the local government sphere*	*Governance*	Operational Sustainability Programme	201	18.5949097	*-33.89079226*	–	5	5	–	1	(1)	-100.0%	5
Governance and administration	Covid19 - Public Safety: City Health	S20.00279-F1	*Improved access to affordable and quality healthcare*	*Inclusion & access*	City Health Programme	200	18.5949097	*-33.89079226*	(0)	–	–	–	–	–	-	–
Governance and administration	Covid19 - Health: City Health	S20.00281-F1	*Improved access to affordable and quality healthcare*	*Inclusion & access*	City Health Programme	200	18.5949097	*-33.89079226*	(0)	–	–	–	–	–	-	–
Trading services	Outsourced Services: Cleaning Services	S20.00289-CL.OS	*Improved service delivery in the local government sphere*	*Growth*	Promotg Cleanliness& illegal dumping prg	200	18.5949097	*-33.89079226*	0	–	–	–	–	–	-	–
Governance and administration	Covid19 - General: Expenditure	S20.00304	*Improved service delivery in the local government sphere*	*Governance*	Operational Sustainability Programme	200	18.5949097	*-33.89079226*	–	5	5	–	1	(1)	-100.0%	5
Economic and environmental services	Shark Spotters	S20.00308	*Improved service delivery in the local government sphere*	*Spatial integration*	Coastal Programme	200	18.5949097	*-33.89079226*	6 124	6 522	6 522	6 522	6 522	–	-	6 522
Economic and environmental services	Shark Spotters (Baboon Monitoring)	S20.00309	*Improved service delivery in the local government sphere*	*Spatial integration*	Coastal Programme	200	18.5949097	*-33.89079226*	37 800	12 000	12 000	12 000	12 000	–	-	12 000
Governance and administration	Epwp 2019/20	S20.93002-EP.WP	*Improved service delivery in the local government sphere*	*Governance*	Quity & safe parks & rec facilit com ot	200	18.5949097	*-33.89079226*	–	1 570	1 570	–	20	(20)	-100.0%	1 570
Trading services	Epwp Labour Costs	S21.00167-IM.EP	*Improved service delivery in the local government sphere*	*Growth*	Promotg Cleanliness& illegal dumping prg	200	18.5949097	*-33.89079226*	0	–	–	–	–	–	-	–
Economic and environmental services	Eia'S And Wula'S For Vlei'S Rehab	S21.00235	*Improved service delivery in the local government sphere*	*Inclusion and access*	Healthy and sustainable environment oth	200	18.5949097	*-33.89079226*	–	518	518	–	–	–	-	518
Governance and administration	Mowing & Landscape Maintenance	S21.93002-EP.WP.MS.ML	*Improved service delivery in the local government sphere*	*Governance*	Quity & safe parks & rec facilit com ot	200	18.5949097	*-33.89079226*	0	–	–	–	–	–	-	–
Governance and administration	Resorts	S21.93002-EP.WP.MS.RT	*Improved service delivery in the local government sphere*	*Governance*	Quity & safe parks & rec facilit com ot	200	18.5949097	*-33.89079226*	0	–	–	–	–	–	-	–
Community and public safety	Mvsa Law Enforcement - Overtime	S21.99005-F1.OV	*Enhanced peace and security in Africa*	*Governance*	Effct law enfrcmnt to make comm safer ot	200	18.5949097	*-33.89079226*	–	1 628	1 628	–	–	–	-	1 628
Community and public safety	Mvsa Law Enforcement - Salaries	S21.99005-F1.SL	*Enhanced peace and security in Africa*	*Governance*	Effct law enfrcmnt to make comm safer ot	200	18.5949097	*-33.89079226*	–	6 131	6 131	–	–	–	-	6 131
Community and public safety	Mvsa Law Enforcement - Uniform	S21.99005-F1.UN	*Enhanced peace and security in Africa*	*Governance*	Effct law enfrcmnt to make comm safer ot	200	18.5949097	*-33.89079226*	–	408	408	–	–	–	-	408
Economic and environmental services	Metropolitan Crash Data Bureau	S22.00004	*Skills for the economy*	*Growth*	Sustain,eff,safe & afford travel opt oth	200	18.5949097	*-33.89079226*	29	–	–	–	–	–	-	–
Economic and environmental services	Epwp- Asset Verification	S22.00176	*Skills for the economy*	*Growth*	Sustain,eff,safe & afford travel opt oth	200	18.5949097	*-33.89079226*	10	–	–	–	–	–	-	–
Governance and administration	Registry Project: Tmc	S22.00184	*Skills for the economy*	*Growth*	Sustain,eff,safe & afford travel opt oth	200	18.5949097	*-33.89079226*	10	–	–	–	–	–	-	–
Community and public safety	Land Invasion Human Settlements Fy22	S22.00210	*Improved service delivery in the local government sphere*	*Governance*	Informal Settlement Upgrading Programme	200	18.5949097	*-33.89079226*	–	2 575	2 575	–	–	–	-	2 575
Trading services	Epwp Labour Costs	S22.00241-AT.EP	*Improved service delivery in the local government sphere*	*Growth*	Excell Waste Service Deliver program	200	18.5949097	*-33.89079226*	0	–	–	–	–	–	-	–
Trading services	Epwp Labour Costs	S22.00241-TO.EP	*Improved service delivery in the local government sphere*	*Growth*	Promotg Cleanliness& illegal dumping prg	200	18.5949097	*-33.89079226*	(0)	–	–	–	–	–	-	–
Economic and environmental services	Epwp Business Hub Service Expansion	S22.02001-El.BH	*Enabling environment for investment and improved competitiveness*	*Growth*	Ease-of-doing-business Programme	200	18.5949097	*-33.89079226*	1 034	1 125	1 125	102	186	(84)	-45.2%	1 125
Trading services	Wallacedene: Service Delivery Intervent	S22.86000-WI	*Increased infrastructure investment, access, and efficiency*	*Growth*	Excell W&S Service delivery program	111	18.70564755	*-33.85929222*	–	400	400	–	33	(33)	-100.0%	400
Trading services	Wdm: Water Conservation - Jp	S22.86001-WS.WD.JP	*Increased infrastructure investment, access, and efficiency*	*Growth*	Excell W&S Service delivery program	200	18.5949097	*-33.89079226*	0	–	–	–	–	–	-	–
Community and public safety	Anti -Land Overtime	S22.99007-F1	*Enhanced peace and security in Africa*	*Governance*	Effct law enfrcmnt to make comm safer ot	200	18.5949097	*-33.89079226*	–	27 987	27 987	–	–	–	-	27 987
Economic and environmental services	Informal Trading Compliance Officers	S23.00074-IT	*Increased infrastructure investment, access, and efficiency*	*Inclusion and access*	Increase Jobs &Investment CT economy oth	200	18.5949097	*-33.89079226*	246	226	226	–	226	(226)	-100.0%	226

R thousand									2025/26	Budget Year 2026/27						
Function	Project Description	Project Number	MTDP Service Outcome	IUDF	Own Strategic Objectives	Ward Location	GPS Longitude	GPS Lattitude	Audited Outcome	Original Budget	Adjusted Budget	YearTD actual	YearTD budget	YTD variance	YTD variance %	Full Year Forecast
Governance and administration	Epwp Fm Winter Readiness	S23.00075-FM.WR	*Improved service delivery in the local government sphere*	*Governance*	Operational Sustainability Programme	200	18.5949097	*-33.89079226*	0	–	–	–	–	–	-	–
Trading services	Auxiliary Law Enforcement Project	S23.00083-LE	*Improved service delivery in the local government sphere*	*Governance*	Utility Business Model Reform Programme	200	18.5949097	*-33.89079226*	222	–	–	–	–	–	-	–
Governance and administration	Epwp Project Property Management	S23.00139	*Reduced poverty and improved livelihoods*	*Spatial integration*	Consol Land Pipeline & Release Program	201	18.5949097	*-33.89079226*	106	101	101	13	17	(4)	-25.3%	101
Governance and administration	Data Management: Shared Services	S23.00152	*Skills for the economy*	*Growth*	Sustain,eff,safe & afford travel opt oth	200	18.5949097	*-33.89079226*	1	–	–	–	–	–	-	–
Governance and administration	2022/23 Epwp Mjcp: Strategic Assets	S23.00155-SA.EP	*Enabling environment for investment and improved competitiveness*	*Growth*	Investment and Partnership Devel Program	200	18.5949097	*-33.89079226*	–	81	81	–	–	–	-	81
Trading services	Mayoral Pledge:Sustainable Energy Market	S23.00211-E0	*Increased infrastructure investment, access, and efficiency*	*Growth*	Infrastr plan & delivery programme	200	18.5949097	*-33.89079226*	–	17 400	17 400	–	2 158	(2 158)	-100.0%	17 400
Trading services	Load Shedding Mitigation	S23.00211-E0.LS	*Increased infrastructure investment, access, and efficiency*	*Growth*	Infrastr plan & delivery programme	200	18.5949097	*-33.89079226*	4 822	–	–	–	–	–	-	–
Trading services	Power Utility Reform	S23.00211-E0.PU	*Increased infrastructure investment, access, and efficiency*	*Growth*	Infrastr plan & delivery programme	200	18.5949097	*-33.89079226*	5 413	–	–	800	–	800	100.0%	–
Trading services	Capacity Building	S23.00211-E0.PU.CB	*Increased infrastructure investment, access, and efficiency*	*Growth*	Infrastr plan & delivery programme	200	18.5949097	*-33.89079226*	7	–	–	–	–	–	-	–
Trading services	Sseg Streamlining	S23.00211-E0.SS	*Increased infrastructure investment, access, and efficiency*	*Growth*	Infrastr plan & delivery programme	200	18.5949097	*-33.89079226*	3 018	–	–	–	–	–	-	–
Trading services	Indigent Leaks Repair Central Region	S23.00219-CS.CR	*An ethical, capable, and professional public service*	*Inclusion and access*	Capable & collaborative City govmnt oth	200	18.5949097	*-33.89079226*	(2)	–	–	–	–	–	-	–
Trading services	Indigent Leaks Repair East Region	S23.00219-CS.ER	*An ethical, capable, and professional public service*	*Inclusion and access*	Capable & collaborative City govmnt oth	200	18.5949097	*-33.89079226*	(1)	–	–	–	–	–	-	–
Trading services	Indigent Leaks Repair South Region	S23.00219-CS.SR	*An ethical, capable, and professional public service*	*Inclusion and access*	Capable & collaborative City govmnt oth	200	18.5949097	*-33.89079226*	(152)	–	–	–	–	–	-	–
Trading services	Sem: Project Preparation	S23.00220-E0	*Increased infrastructure investment, access, and efficiency*	*Growth*	Infrastr plan & delivery programme	200	18.5949097	*-33.89079226*	–	12 650	12 650	–	1 584	(1 584)	-100.0%	12 650
Trading services	Sseg Development Studies	S23.00220-E0.DS	*Increased infrastructure investment, access, and efficiency*	*Growth*	Infrastr plan & delivery programme	200	18.5949097	*-33.89079226*	1 492	–	–	–	–	–	-	–
Trading services	Expanded Ee Feasibility	S23.00220-E0.EE	*Increased infrastructure investment, access, and efficiency*	*Growth*	Infrastr plan & delivery programme	200	18.5949097	*-33.89079226*	3 133	–	–	–	–	–	-	–
Trading services	SSEG Environmental Specialist Studies	S23.00220-E0.ES	*Increased infrastructure investment, access, and efficiency*	*Growth*	Infrastr plan & delivery programme	200	18.5949097	*-33.89079226*	160	–	–	–	–	–	-	–
Trading services	Pumped Hydro Energy Storage Scoping	S23.00220-E0.PH	*Increased infrastructure investment, access, and efficiency*	*Growth*	Infrastr plan & delivery programme	200	18.5949097	*-33.89079226*	921	–	–	–	–	–	-	–
Trading services	Paardevlei - Conceptual design	S23.00220-E0.PV	*Increased infrastructure investment, access, and efficiency*	*Growth*	Infrastr plan & delivery programme	200	18.5949097	*-33.89079226*	276	–	–	–	–	–	-	–
Trading services	Structural Assessments	S23.00220-E0.SA	*Increased infrastructure investment, access, and efficiency*	*Growth*	Infrastr plan & delivery programme	200	18.5949097	*-33.89079226*	1 087	–	–	–	–	–	-	–
Trading services	Urban Mobility IRT Bus Depot Solar PV	S23.00220-E0.UM	*Increased infrastructure investment, access, and efficiency*	*Growth*	Infrastr plan & delivery programme	200	18.5949097	*-33.89079226*	633	–	–	–	–	–	-	–
Trading services	Wind Road Map Feasibility(Mpp)	S23.00220-E0.WR	*Increased infrastructure investment, access, and efficiency*	*Growth*	Infrastr plan & delivery programme	200	18.5949097	*-33.89079226*	440	–	–	–	–	–	-	–
Trading services	Egd: Project Preparation	S23.00221-E0	*Increased infrastructure investment, access, and efficiency*	*Growth*	Infrastr plan & delivery programme	200	18.5949097	*-33.89079226*	–	8 555	8 555	–	–	–	-	8 555
Trading services	Ess - Conceptual Design - Bloemhofhq Ps	S23.00221-E0.CD.BH.HQ	*Increased infrastructure investment, access, and efficiency*	*Growth*	Infrastr plan & delivery programme	200	18.5949097	*-33.89079226*	248	–	–	–	–	–	-	–
Trading services	Sps - Conceptual Design- Perimeter Fence	S23.00221-E0.SP.PF	*Increased infrastructure investment, access, and efficiency*	*Growth*	Infrastr plan & delivery programme	200	18.5949097	*-33.89079226*	210	–	–	47	–	47	100.0%	–
Governance and administration	Chsd/23/111M Street People Economics	S23.01001-EP.AN.02	*Reduced poverty and improved livelihoods*	*Governance*	Social Inclusion and Wellbeing Programme	200	18.5949097	*-33.89079226*	0	–	–	–	–	–	-	–
Governance and administration	Chsd/23/132J Women For Change	S23.01001-EP.AN.03	*Reduced poverty and improved livelihoods*	*Governance*	Social Inclusion and Wellbeing Programme	200	18.5949097	*-33.89079226*	0	–	–	–	–	–	-	–
Governance and administration	Enumeration Of Dwellers	S23.15001-ED	*Improved service delivery in the local government sphere*	*Governance*	Informal Settlement Upgrading Programme	200	18.5949097	*-33.89079226*	12 115	9 579	9 579	2 444	1 597	848	53.1%	9 579
Governance and administration	Epwp: Add Workers Assist Tenancy Mangmnt	S23.15002	*Reduced poverty and improved livelihoods*	*Inclusion & access*	Public Rental Housing Programme	200	18.5949097	*-33.89079226*	–	2 344	2 344	–	139	(139)	-100.0%	2 344
Community and public safety	Epwp: Add Workers Assist Public Hsg Dept	S23.15003	*Reduced poverty and improved livelihoods*	*Inclusion & access*	Public Rental Housing Programme	200	18.5949097	*-33.89079226*	–	2 247	2 247	–	226	(226)	-100.0%	2 247
Community and public safety	Epwp: Staff Housing Cleaning And Admin	S23.15004	*Reduced poverty and improved livelihoods*	*Inclusion & access*	Public Rental Housing Programme	37	18.58643858	*-33.9933676*	–	4 057	4 057	–	17	(17)	-100.0%	4 057
Trading services	Wdm: Water Conservation - Jp	S23.86001-WS.WD.JP	*Increased infrastructure investment, access, and efficiency*	*Growth*	Excell W&S Service delivery program	200	18.5949097	*-33.89079226*	0	–	–	–	–	–	-	–
Trading services	Admin Clerks	S24.00008-AC	*Improved service delivery in the local government sphere*	*Governance*	Utility Business Model Reform Programme	200	18.5949097	*-33.89079226*	26	–	–	–	–	–	-	–
Trading services	Area North Admin Clerks	S24.00008-AS	*Improved service delivery in the local government sphere*	*Governance*	Utility Business Model Reform Programme	200	18.5949097	*-33.89079226*	313	–	–	–	–	–	-	–
Trading services	Compliance Assistance	S24.00008-CA	*Improved service delivery in the local government sphere*	*Governance*	Utility Business Model Reform Programme	200	18.5949097	*-33.89079226*	11	–	–	–	–	–	-	–
Trading services	East Admin Clerks	S24.00008-EA	*Improved service delivery in the local government sphere*	*Governance*	Utility Business Model Reform Programme	200	18.5949097	*-33.89079226*	118	–	–	–	–	–	-	–
Trading services	Organic Waste Diversion	S24.00008-OW	*Improved service delivery in the local government sphere*	*Governance*	Utility Business Model Reform Programme	200	18.5949097	*-33.89079226*	620	–	–	–	–	–	-	–
Trading services	Registry Support	S24.00008-RS	*Improved service delivery in the local government sphere*	*Governance*	Utility Business Model Reform Programme	200	18.5949097	*-33.89079226*	3	–	–	–	–	–	-	–
Trading services	Epwp Student Assistance	S24.00008-SA	*Improved service delivery in the local government sphere*	*Governance*	Utility Business Model Reform Programme	200	18.5949097	*-33.89079226*	61	–	–	–	–	–	-	–
Trading services	South Admin Clerks	S24.00008-SN	*Improved service delivery in the local government sphere*	*Governance*	Utility Business Model Reform Programme	200	18.5949097	*-33.89079226*	220	–	–	–	–	–	-	–
Trading services	Support Services Assistance	S24.00008-SS	*Improved service delivery in the local government sphere*	*Governance*	Utility Business Model Reform Programme	200	18.5949097	*-33.89079226*	23	–	–	–	–	–	-	–
Governance and administration	Epwp Graduate (T2)	S24.00009	*Skills for the economy*	*Growth*	Sustain,eff,safe & afford travel opt oth	200	18.5949097	*-33.89079226*	10	–	–	–	–	–	-	–

R thousand									2025/26	Budget Year 2026/27						
Function	Project Description	Project Number	MTDP Service Outcome	IUDF	Own Strategic Objectives	Ward Location	GPS Longitude	GPS Lattitude	Audited Outcome	Original Budget	Adjusted Budget	YearTD actual	YearTD budget	YTD variance	YTD variance %	Full Year Forecast
Governance and administration	Ct Pride - Cleansing Services	S24.00081-CL	*Enabling environment for investment and improved competitiveness*	*Growth*	Investment and Partnership Devel Program	200	18.5949097	*-33.89079226*	(0)	–	–	–	–	–	-	–
Economic and environmental services	Epwp Tourism & Place Marketing: Activati	S24.00099	*Increased infrastructure investment, access, and efficiency*	*Inclusion and access*	Increase Jobs &Investment CT economy oth	200	18.5949097	*-33.89079226*	75	81	81	–	10	(10)	-100.0%	81
Economic and environmental services	Epwp: Sector Support	S24.00197	*Increased infrastructure investment, access, and efficiency*	*Inclusion and access*	Increase Jobs &Investment CT economy oth	200	18.5949097	*-33.89079226*	50	9	9	–	1	(1)	-100.0%	9
Trading services	Indigent Leaks Area 3	S24.00219-CS.CR	*An ethical, capable, and professional public service*	*Inclusion and access*	Capable & collaborative City govmnt oth	803	18.5949097	*-33.89079226*	(9)	–	–	–	–	–	-	–
Trading services	Indigent Leaks Area 2	S24.00219-CS.ER	*An ethical, capable, and professional public service*	*Inclusion and access*	Capable & collaborative City govmnt oth	802	18.5949097	*-33.89079226*	(2)	–	–	–	–	–	-	–
Economic and environmental services	Epwp:Installation,Repair & Maint (Irm)	S24.00268	*Increased employment and work opportunities*	*Inclusion & access*	Inclusive econ develop & growth programe	200	18.5949097	*-33.89079226*	140	–	–	–	–	–	-	–
Economic and environmental services	Ed&I:Epwp Aed Cleaning:North	S24.00269	*Increased infrastructure investment, access, and efficiency*	*Inclusion and access*	Increase Jobs &Investment CT economy oth	105	18.66790624	*-33.72834618*	1 084	92	92	–	31	(31)	-100.0%	92
Community and public safety	Dhl Stormers Vs Lions - 01 June 2024	S24.00526-CS.BE.RG.DS.EL	*Improved service delivery in the local government sphere*	*Governance*	Operational Sustainability Programme	200	18.5949097	*-33.89079226*	(1)	–	–	–	–	–	-	–
Community and public safety	Dhl Stormers Vs Ospreys 20 April 2024	S24.00526-CS.BE.RG.ST.OP	*Improved service delivery in the local government sphere*	*Governance*	Operational Sustainability Programme	200	18.5949097	*-33.89079226*	(0)	–	–	–	–	–	-	–
Governance and administration	Chsd/24/229J - Women For Change	S24.01001-EP.AN.02	*Reduced poverty and improved livelihoods*	*Governance*	Social Inclusion and Wellbeing Programme	200	18.5949097	*-33.89079226*	(0)	–	–	–	–	–	-	–
Governance and administration	Employ Fieldworkers - Subvouncil 14	S24.15001-ED	*Improved service delivery in the local government sphere*	*Governance*	Informal Settlement Upgrading Programme	200	18.5949097	*-33.89079226*	1 641	–	–	172	–	172	100.0%	–
Community and public safety	Epwp: Add Workers Assist Public Hsg Dept	S24.15003	*Reduced poverty and improved livelihoods*	*Inclusion & access*	Public Rental Housing Programme	200	18.5949097	*-33.89079226*	4 085	–	–	250	–	250	100.0%	–
Community and public safety	Epwp: Staff Housing Cleaning And Admin	S24.15004	*Reduced poverty and improved livelihoods*	*Inclusion & access*	Public Rental Housing Programme	37	18.58643858	*-33.9933676*	1 480	–	–	–	–	–	-	–
Community and public safety	Metro Project 1000	S24.99006	*Enhanced peace and security in Africa*	*Governance*	Effct law enfrcmnt to make comm safer ot	116	18.62495916	*-34.04368726*	(25)	–	–	–	–	–	-	–
Governance and administration	Administrative Office Support Hrbp	S25.00003	*Improved service delivery in the local government sphere*	*Governance*	Operational Sustainability Programme	200	18.5949097	*-33.89079226*	6	–	–	–	–	–	-	–
Trading services	Drama Students	S25.00006-DS	*Improved service delivery in the local government sphere*	*Governance*	Utility Business Model Reform Programme	200	18.5949097	*-33.89079226*	289	–	–	–	–	–	-	–
Trading services	Etd Admin Clerks	S25.00006-EC	*Improved service delivery in the local government sphere*	*Governance*	Utility Business Model Reform Programme	200	18.5949097	*-33.89079226*	252	–	–	29	–	29	100.0%	–
Trading services	Public Awareness Programme	S25.00006-PP	*Improved service delivery in the local government sphere*	*Governance*	Utility Business Model Reform Programme	200	18.5949097	*-33.89079226*	3	–	–	–	–	–	-	–
Economic and environmental services	The Aed Support Programme	S25.00011-AE	*Increased employment and work opportunities*	*Inclusion & access*	Inclusive econ develop & growth programe	200	18.5949097	*-33.89079226*	(134)	–	–	–	–	–	-	–
Economic and environmental services	Audit Readiness And Support	S25.00011-AR	*Increased employment and work opportunities*	*Inclusion & access*	Inclusive econ develop & growth programe	200	18.5949097	*-33.89079226*	5	–	–	–	–	–	-	–
Trading services	Epwp Labour Costs	S25.00024-EP	*Improved service delivery in the local government sphere*	*Inclusion & access*	Mainstr serv deliv inf settlem & bakyrd	200	18.5949097	*-33.89079226*	144	93	93	–	0	(0)	-100.0%	93
Governance and administration	Area East Community Ambassadors	S25.00033	*Digital transformation across the state*	*Growth*	Modernised & adaptive governance Program	200	18.5949097	*-33.89079226*	6	–	–	–	–	–	-	–
Governance and administration	Ppu Team	S25.00043	*Social cohesion and nation-building*	*Inclusion & access*	Commty Engagemnt and partnership Program	200	18.5949097	*-33.89079226*	(1 218)	–	–	–	–	–	-	–
Governance and administration	Hr Epwp Payroll Admin Support	S25.00055	*An ethical, capable, and professional public service*	*Inclusion and access*	Capable & collaborative City govmnt oth	200	18.5949097	*-33.89079226*	(32)	–	–	–	–	–	-	–
Governance and administration	Skills Prog Graduate Students And Youth	S25.00064	*An ethical, capable, and professional public service*	*Inclusion and access*	Capable & collaborative City govmnt oth	200	18.5949097	*-33.89079226*	(8)	–	–	–	–	–	-	–
Governance and administration	Wff-Metro Police	S25.00065-MP	*Enabling environment for investment and improved competitiveness*	*Growth*	Investment and Partnership Devel Program	200	18.5949097	*-33.89079226*	(0)	–	–	–	–	–	-	–
Trading services	Community Recycling Centers Oper/Support	S25.00071-OS	*Improved service delivery in the local government sphere*	*Growth*	Excell Waste Service Deliver program	200	18.5949097	*-33.89079226*	925	–	–	–	–	–	-	–
Trading services	Fleet Co-Ordinators	S25.00072	*Increased infrastructure investment, access, and efficiency*	*Growth*	Infrastr plan & delivery programme	200	18.5949097	*-33.89079226*	459	–	–	–	–	–	-	–
Economic and environmental services	Heritage Auditing	S25.00076	*Improved service delivery in the local government sphere*	*Spatial integration*	Environm & Biodiversity Managt Programme	200	18.5949097	*-33.89079226*	757	–	–	–	–	–	-	–
Economic and environmental services	Smart Living Centre	S25.00079	*Improved service delivery in the local government sphere*	*Spatial integration*	Environm & Biodiversity Managt Programme	200	18.5949097	*-33.89079226*	74	150	150	–	–	–	-	150
Economic and environmental services	Public Transport: Support Operations Pro	S25.00085	*Skills for the economy*	*Growth*	Sustain,eff,safe & afford travel opt oth	200	18.5949097	*-33.89079226*	(4)	–	–	–	–	–	-	–
Economic and environmental services	Central	S25.00127-PS.02	*Reduced poverty and improved livelihoods*	*Spatial integration*	Targeted Urban Development Programme	200	18.5949097	*-33.89079226*	2	–	–	–	–	–	-	–
Economic and environmental services	East	S25.00127-PS.03	*Reduced poverty and improved livelihoods*	*Spatial integration*	Targeted Urban Development Programme	200	18.5949097	*-33.89079226*	1	–	–	–	–	–	-	–
Economic and environmental services	North	S25.00127-PS.04	*Reduced poverty and improved livelihoods*	*Spatial integration*	Targeted Urban Development Programme	200	18.5949097	*-33.89079226*	1	–	–	–	–	–	-	–
Economic and environmental services	South	S25.00127-PS.05	*Reduced poverty and improved livelihoods*	*Spatial integration*	Targeted Urban Development Programme	200	18.5949097	*-33.89079226*	9	–	–	–	–	–	-	–
Economic and environmental services	Filing And Registry Preparation	S25.00129	*Skills for the economy*	*Growth*	Sustain,eff,safe & afford travel opt oth	200	18.5949097	*-33.89079226*	(4)	–	–	–	–	–	-	–
Community and public safety	Labour Costs_Le Expansion Programme	S25.00136-F1.LC	*Enhanced peace and security in Africa*	*Governance*	Effct law enfrcmnt to make comm safer ot	200	18.5949097	*-33.89079226*	6	6	6	–	0	(0)	-100.0%	6
Economic and environmental services	Dltc Epwp Support Staff	S25.00138	*Enhanced peace and security in Africa*	*Governance*	Effct law enfrcmnt to make comm safer ot	99	18.66984224	*-34.06669401*	2	–	–	–	–	–	-	–
Governance and administration	Spin And Drift Outlaws	S25.00140	*Enabling environment for investment and improved competitiveness*	*Growth*	Investment and Partnership Devel Program	200	18.5949097	*-33.89079226*	(27)	–	–	–	–	–	-	–
Trading services	Epwp Staff	S25.00157-EP	*Improved service delivery in the local government sphere*	*Growth*	Excell Waste Service Deliver program	200	18.5949097	*-33.89079226*	147	–	–	–	–	–	-	–
Governance and administration	Esw-Cs.Metro Police	S25.00164-CS.MP	*Enabling environment for investment and improved competitiveness*	*Growth*	Investment and Partnership Devel Program	200	18.5949097	*-33.89079226*	(0)	–	–	–	–	–	-	–
Governance and administration	Utct-Metro Police	S25.00166-MP	*Enabling environment for investment and improved competitiveness*	*Growth*	Investment and Partnership Devel Program	200	18.5949097	*-33.89079226*	(2)	–	–	–	–	–	-	–

R thousand									2025/26	Budget Year 2026/27						
Function	Project Description	Project Number	MTDP Service Outcome	IUDF	Own Strategic Objectives	Ward Location	GPS Longitude	GPS Lattitude	Audited Outcome	Original Budget	Adjusted Budget	YearTD actual	YearTD budget	YTD variance	YTD variance %	Full Year Forecast
Economic and environmental services	Rim Depots City Wide	S25.00174	*Skills for the economy*	*Growth*	Sustain,eff,safe & afford travel opt oth	200	18.5949097	*-33.89079226*	(123)	–	–	–	–	–	-	–
Trading services	Epwp Labour Costs	S25.00183-SS.EP	*Improved service delivery in the local government sphere*	*Growth*	Promotg Cleanliness& illegal dumping prg	200	18.5949097	*-33.89079226*	(0)	–	–	–	–	–	-	–
Trading services	Epwp Labour Costs	S25.00197-EP	*Improved service delivery in the local government sphere*	*Growth*	Promotg Cleanliness& illegal dumping prg	200	18.5949097	*-33.89079226*	5	–	–	–	–	–	-	–
Governance and administration	Ctcfc-05.Metro Police	S25.00198-05.MP	*Enabling environment for investment and improved competitiveness*	*Growth*	Investment and Partnership Devel Program	200	18.5949097	*-33.89079226*	(0)	–	–	(0)	–	(0)	100.0%	–
Governance and administration	Events Epwp Graduates Fy25-Fy26	S25.00204	*Enabling environment for investment and improved competitiveness*	*Growth*	Investment and Partnership Devel Program	200	18.5949097	*-33.89079226*	951	–	–	–	–	–	-	–
Governance and administration	Csa-Metro Police	S25.00206-MP	*Enabling environment for investment and improved competitiveness*	*Growth*	Investment and Partnership Devel Program	200	18.5949097	*-33.89079226*	(0)	–	–	(0)	–	(0)	100.0%	–
Trading services	Indigent Leaks Area 2	S25.00220-CS.ER	*An ethical, capable, and professional public service*	*Inclusion and access*	Capable & collaborative City govmnt oth	802	18.5949097	*-33.89079226*	(7)	–	–	–	–	–	-	–
Economic and environmental services	Rondebosch Main Road	S25.00226	*Reduced poverty and improved livelihoods*	*Governance*	Spatial Integration & Transform Program	200	18.5949097	*-33.89079226*	492	–	–	–	–	–	-	–
Economic and environmental services	Spine Road Lsdf	S25.00227	*Reduced poverty and improved livelihoods*	*Governance*	Spatial Integration & Transform Program	200	18.5949097	*-33.89079226*	2 611	–	–	–	–	–	-	–
Governance and administration	Metro Police	S25.00230-MP	*Enabling environment for investment and improved competitiveness*	*Growth*	Investment and Partnership Devel Program	200	18.5949097	*-33.89079226*	(0)	–	–	–	–	–	-	–
Trading services	Epwp Labour Costs	S25.00241-AT.EP	*Improved service delivery in the local government sphere*	*Growth*	Excell Waste Service Deliver program	200	18.5949097	*-33.89079226*	0	–	–	–	–	–	-	–
Economic and environmental services	Si: Area Stabilisation Rollout	S25.00262	*Reduced poverty and improved livelihoods*	*Spatial integration*	Targeted Urban Development Programme	200	18.5949097	*-33.89079226*	1	–	–	–	–	–	-	–
Economic and environmental services	East	S25.00308-CA.03	*Reduced poverty and improved livelihoods*	*Spatial integration*	Targeted Urban Development Programme	200	18.5949097	*-33.89079226*	15	–	–	–	–	–	-	–
Economic and environmental services	North	S25.00308-CA.04	*Reduced poverty and improved livelihoods*	*Spatial integration*	Targeted Urban Development Programme	200	18.5949097	*-33.89079226*	(0)	–	–	–	–	–	-	–
Economic and environmental services	The Aed Support Programme Edi	S25.00313	*Increased employment and work opportunities*	*Inclusion & access*	Inclusive econ develop & growth programe	200	18.5949097	*-33.89079226*	(816)	14	14	218	1	217	27073.1%	14
Governance and administration	Bvyc-Disaster Risk	S25.00344-DR	*Enabling environment for investment and improved competitiveness*	*Growth*	Investment and Partnership Devel Program	200	18.5949097	*-33.89079226*	9	–	–	–	–	–	-	–
Other	Africa Games Week	S25.00345	*Increased infrastructure investment, access, and efficiency*	*Inclusion and access*	Increase Jobs &Investment CT economy oth	200	18.5949097	*-33.89079226*	150	–	–	–	–	–	-	–
Community and public safety	Dhl Stormers Vs Munster - 19 October 24	S25.00526-CS.BE.RG.DS.MU	*Improved service delivery in the local government sphere*	*Governance*	Operational Sustainability Programme	200	18.5949097	*-33.89079226*	(2)	–	–	(4)	–	(4)	100.0%	–
Community and public safety	Dhl Stormers Vs Benetton - 26 April 2025	S25.00526-CS.BE.RG.ST.BE	*Improved service delivery in the local government sphere*	*Governance*	Operational Sustainability Programme	200	18.5949097	*-33.89079226*	(0)	–	–	–	–	–	-	–
Community and public safety	Africa Challenge Cup - 19 June 2025	S25.00526-SE.BE.AF	*Improved service delivery in the local government sphere*	*Governance*	Operational Sustainability Programme	200	18.5949097	*-33.89079226*	(0)	–	–	–	–	–	-	–
Community and public safety	Ctcfc Vs Casric Stars- 30 June 2025	S25.00526-SE.BE.CC.CS	*Improved service delivery in the local government sphere*	*Governance*	Operational Sustainability Programme	200	18.5949097	*-33.89079226*	0	–	–	–	–	–	-	–
Community and public safety	Ctcfc Vs Orbit College - 14 June 2025	S25.00526-SE.BE.FM.CC.OB	*Improved service delivery in the local government sphere*	*Governance*	Operational Sustainability Programme	200	18.5949097	*-33.89079226*	0	–	–	–	–	–	-	–
Community and public safety	Springboks Vs Barbarians - 28.06.2025	S25.00526-SE.BE.RG.SA.BA	*Improved service delivery in the local government sphere*	*Governance*	Operational Sustainability Programme	200	18.5949097	*-33.89079226*	(0)	–	–	–	–	–	-	–
Governance and administration	Paint City Safe Space	S25.00906-PC	*Reduced poverty and improved livelihoods*	*Governance*	Social Inclusion and Wellbeing Programme	200	18.5949097	*-33.89079226*	493	–	–	–	–	–	-	–
Trading services	Isbs Professional Services Fy25	S25.00999-F1.IS	*Improved service delivery in the local government sphere*	*Inclusion & access*	Mainstr serv deliv inf settlem & bakyrd	200	18.5949097	*-33.89079226*	–	469	469	–	–	–	-	469
Trading services	Wdm Ps Fy25 Cc20040016	S25.00999-F1.WD.16	*Increased infrastructure investment, access, and efficiency*	*Growth*	Excell W&S Service delivery program	200	18.5949097	*-33.89079226*	–	100	100	–	–	–	-	100
Trading services	Wdm Ps Fy25 Cc20040156	S25.00999-F1.WD.56	*Increased infrastructure investment, access, and efficiency*	*Growth*	Excell W&S Service delivery program	113	18.50979497	*-33.83235699*	–	5 332	5 332	–	317	(317)	-100.0%	5 332
Trading services	Wdm Ps Fy25 Cc20040169	S25.00999-F1.WD.69	*An ethical, capable, and professional public service*	*Inclusion and access*	Capable & collaborative City govmnt oth	200	18.5949097	*-33.89079226*	–	2 500	2 500	–	417	(417)	-100.0%	2 500
Trading services	Waste Water Professional Services Fy25	S25.00999-F1.WW	*Increased infrastructure investment, access, and efficiency*	*Growth*	Excell W&S Service delivery program	200	18.5949097	*-33.89079226*	1	12 615	12 615	–	1 406	(1 406)	-100.0%	12 615
Economic and environmental services	Atlantis Invesment Facilitation	S25.01000	*Increased infrastructure investment, access, and efficiency*	*Inclusion and access*	Increase Jobs &Investment CT economy oth	29	18.43857729	*-33.54859388*	254	10	10	–	0	(0)	-100.0%	10
Governance and administration	Chca/25/122J - Street People Economics	S25.02000-EP.AN.02	*Reduced poverty and improved livelihoods*	*Governance*	Social Inclusion and Wellbeing Programme	200	18.5949097	*-33.89079226*	1	–	–	–	–	–	-	–
Governance and administration	Chca/25/150J - Women For Change (Wfc)	S25.02000-EP.AS.01	*Reduced poverty and improved livelihoods*	*Governance*	Social Inclusion and Wellbeing Programme	200	18.5949097	*-33.89079226*	0	–	–	–	–	–	-	–
Community and public safety	Chca/25/135J - Cultural Mapping & Planni	S25.02000-EP.CA.01	*Reduced poverty and improved livelihoods*	*Governance*	Social Inclusion and Wellbeing Programme	200	18.5949097	*-33.89079226*	1	–	–	–	–	–	-	–
Economic and environmental services	Firebreak Network	S25.02020	*Improved service delivery in the local government sphere*	*Spatial integration*	Environm & Biodiversity Managt Programme	200	18.5949097	*-33.89079226*	1 290	–	–	–	–	–	-	–
Trading services	Auxiliary Services Epwp Fy25	S25.86001-WS.AS	*Increased infrastructure investment, access, and efficiency*	*Growth*	Excell W&S Service delivery program	803	18.5949097	*-33.89079226*	–	40	40	–	7	(7)	-100.0%	40
Trading services	Aux Epwp - Epwp Depot Support	S25.86001-WS.AS.DP	*Increased infrastructure investment, access, and efficiency*	*Growth*	Excell W&S Service delivery program	10	18.61777131	*-33.91539763*	(45)	–	–	–	–	–	-	–
Trading services	Aux Epwp - Bellville Head Office	S25.86001-WS.AS.HO	*Increased infrastructure investment, access, and efficiency*	*Growth*	Excell W&S Service delivery program	200	18.5949097	*-33.89079226*	(4)	–	–	–	–	–	-	–
Trading services	Aux Epwp -Ohs	S25.86001-WS.AS.OH	*Increased infrastructure investment, access, and efficiency*	*Growth*	Excell W&S Service delivery program	200	18.5949097	*-33.89079226*	(11)	–	–	–	–	–	-	–
Trading services	Aux Epwp -Iqms	S25.86001-WS.AS.QM	*Increased infrastructure investment, access, and efficiency*	*Growth*	Excell W&S Service delivery program	803	18.5949097	*-33.89079226*	(2)	–	–	–	–	–	-	–
Trading services	Communication & Partnership Epwp Fy25	S25.86001-WS.CP	*An ethical, capable, and professional public service*	*Inclusion and access*	Capable & collaborative City govmnt oth	200	18.5949097	*-33.89079226*	4	–	–	–	–	–	-	–
Trading services	Engineering & Asset Management Epwp Fy25	S25.86001-WS.EA	*Increased infrastructure investment, access, and efficiency*	*Growth*	Excell W&S Service delivery program	201	18.5949097	*-33.89079226*	–	128	128	–	21	(21)	-100.0%	128
Trading services	Informal Settlements Basic Services Epwp	S25.86001-WS.IS	*Improved service delivery in the local government sphere*	*Inclusion & access*	Mainstr serv deliv inf settlem & bakyrd	200	18.5949097	*-33.89079226*	19	1 700	1 700	–	283	(283)	-100.0%	1 700

R thousand									2025/26	Budget Year 2026/27						
Function	Project Description	Project Number	MTDP Service Outcome	IUDF	Own Strategic Objectives	Ward Location	GPS Longitude	GPS Lattitude	Audited Outcome	Original Budget	Adjusted Budget	YearTD actual	YearTD budget	YTD variance	YTD variance %	Full Year Forecast
Trading services	Scientific Services Epwp Fy25	S25.86001-WS.SS	*Digital transformation across the state*	*Inclusion & access*	Evidence Based Decision Making Programme	49	18.5190231	*-33.95738146*	–	23	23	–	4	(4)	-100.0%	23
Trading services	Water Demand Management Epwp Fy25	S25.86001-WS.WD	*Increased infrastructure investment, access, and efficiency*	*Growth*	Excell W&S Service delivery program	200	18.5949097	*-33.89079226*	–	85	85	–	8	(8)	-100.0%	85
Trading services	Waste Water Epwp Fy25	S25.86001-WS.WW	*Increased infrastructure investment, access, and efficiency*	*Growth*	Excell W&S Service delivery program	200	18.5949097	*-33.89079226*	–	81	81	–	7	(7)	-100.0%	81
Governance and administration	Epwp 2024/25 Rec And Parks	S25.93002	*Improved service delivery in the local government sphere*	*Governance*	Quality & safe parks & rec facilit com ot	200	18.5949097	*-33.89079226*	–	1 510	1 510	–	–	–	-	1 510
Governance and administration	Admin Support Mmc	S25.93002-EP.WP.MJ.AS	*Improved service delivery in the local government sphere*	*Governance*	Quality & safe parks & rec facilit com ot	200	18.5949097	*-33.89079226*	(2)	–	–	–	–	–	-	–
Governance and administration	Cleaning & Minor Maintenance	S25.93002-EP.WP.MJ.CM	*Improved service delivery in the local government sphere*	*Governance*	Quality & safe parks & rec facilit com ot	200	18.5949097	*-33.89079226*	0	–	–	–	–	–	-	–
Governance and administration	Cememtery Admin Records Management	S25.93002-EP.WP.MJ.CR	*Improved service delivery in the local government sphere*	*Governance*	Quality & safe parks & rec facilit com ot	200	18.5949097	*-33.89079226*	(8)	–	–	–	–	–	-	–
Governance and administration	Graduate Programme	S25.93002-EP.WP.MJ.GP	*Improved service delivery in the local government sphere*	*Governance*	Quality & safe parks & rec facilit com ot	200	18.5949097	*-33.89079226*	(57)	–	–	–	–	–	-	–
Governance and administration	Public Toilets	S25.93002-EP.WP.MJ.PT	*Improved service delivery in the local government sphere*	*Governance*	Quality & safe parks & rec facilit com ot	200	18.5949097	*-33.89079226*	8	–	–	0	–	0	100.0%	–
Governance and administration	Recreation Programmes 2	S25.93002-EP.WP.MJ.RP.02	*Improved service delivery in the local government sphere*	*Governance*	Quality & safe parks & rec facilit com ot	200	18.5949097	*-33.89079226*	(72)	–	–	–	–	–	-	–
Governance and administration	Secondary Costing	S25.93002-EP.WP.MJ.SC	*Improved service delivery in the local government sphere*	*Governance*	Quality & safe parks & rec facilit com ot	200	18.5949097	*-33.89079226*	(36)	–	–	–	–	–	-	–
Governance and administration	Swimming Pools 1	S25.93002-EP.WP.MJ.SP.01	*Improved service delivery in the local government sphere*	*Governance*	Quality & safe parks & rec facilit com ot	200	18.5949097	*-33.89079226*	2	–	–	–	–	–	-	–
Governance and administration	Swimming Pools 2	S25.93002-EP.WP.MJ.SP.02	*Improved service delivery in the local government sphere*	*Governance*	Quality & safe parks & rec facilit com ot	200	18.5949097	*-33.89079226*	6	–	–	–	–	–	-	–
Trading services	Csrm-Planners-Central Region	S25.99001-CS.CR	*Improved service delivery in the local government sphere*	*Spatial integration*	Healthy urban waterways programme	4	18.51238051	*-33.86358637*	(83)	–	–	–	–	–	-	–
Governance and administration	Fame Week Africa	S26.00001	*Enabling environment for investment and improved competitiveness*	*Growth*	Investment and Partnership Devel Program	200	18.5949097	*-33.89079226*	2 500	–	–	–	–	–	-	–
Governance and administration	Sof-Event Organiser	S26.00002-EO	*Enabling environment for investment and improved competitiveness*	*Growth*	Investment and Partnership Devel Program	200	18.5949097	*-33.89079226*	1 500	–	–	–	–	–	-	–
Governance and administration	Sof-Rec&Park	S26.00002-RP	*Enabling environment for investment and improved competitiveness*	*Growth*	Investment and Partnership Devel Program	200	18.5949097	*-33.89079226*	23	–	–	–	–	–	-	–
Community and public safety	Claremont City Improvement District	S26.00003-F1	*Enhanced peace and security in Africa*	*Governance*	Effct law enfrcmnt to make comm safer ot	200	18.5949097	*-33.89079226*	265	280	280	47	47	–	-	280
Community and public safety	Groote Schuur City Improvement District	S26.00004-F1	*Enhanced peace and security in Africa*	*Governance*	Effct law enfrcmnt to make comm safer ot	200	18.5949097	*-33.89079226*	774	840	840	140	140	–	-	840
Community and public safety	Maitland-Salt River City Improvement Dis	S26.00005-F1	*Enhanced peace and security in Africa*	*Governance*	Effct law enfrcmnt to make comm safer ot	200	18.5949097	*-33.89079226*	265	280	280	23	23	–	-	280
Community and public safety	Montague Gardens City Improvement Distri	S26.00006-F1	*Enhanced peace and security in Africa*	*Governance*	Effct law enfrcmnt to make comm safer ot	200	18.5949097	*-33.89079226*	265	280	280	47	47	–	-	280
Community and public safety	Somerset West City Improvement District	S26.00007-F1	*Enhanced peace and security in Africa*	*Governance*	Effct law enfrcmnt to make comm safer ot	200	18.5949097	*-33.89079226*	265	280	280	47	47	–	-	280
Community and public safety	Stikland City Improvement District	S26.00008-F1	*Enhanced peace and security in Africa*	*Governance*	Effct law enfrcmnt to make comm safer ot	200	18.5949097	*-33.89079226*	265	280	280	47	47	–	-	280
Community and public safety	Woodstock City Improvement District	S26.00009-F1	*Enhanced peace and security in Africa*	*Governance*	Effct law enfrcmnt to make comm safer ot	200	18.5949097	*-33.89079226*	265	280	280	47	47	–	-	280
Community and public safety	Elsies River City Improvement District	S26.00010-F1	*Enhanced peace and security in Africa*	*Governance*	Effct law enfrcmnt to make comm safer ot	200	18.5949097	*-33.89079226*	265	280	280	47	44	3	6.0%	280
Community and public safety	Beaconvale City Improvement District	S26.00011-F1	*Enhanced peace and security in Africa*	*Governance*	Effct law enfrcmnt to make comm safer ot	200	18.5949097	*-33.89079226*	265	280	280	47	43	3	7.6%	280
Community and public safety	Epping City Improvement District	S26.00012-F1	*Enhanced peace and security in Africa*	*Governance*	Effct law enfrcmnt to make comm safer ot	200	18.5949097	*-33.89079226*	265	280	280	47	43	4	8.2%	280
Community and public safety	Wynberg City Improvement District	S26.00013-F1	*Enhanced peace and security in Africa*	*Governance*	Effct law enfrcmnt to make comm safer ot	200	18.5949097	*-33.89079226*	530	560	560	93	87	7	7.6%	560
Community and public safety	Century City Property Owners Association	S26.00014-F1	*Enhanced peace and security in Africa*	*Governance*	Effct law enfrcmnt to make comm safer ot	55	18.4941103	*-33.89643605*	908	951	951	–	44	(44)	-100.0%	951
Community and public safety	Rusternberg Girls Junior School	S26.00015-F1	*Enhanced peace and security in Africa*	*Governance*	Effct law enfrcmnt to make comm safer ot	59	18.46300268	*-33.97155078*	64	66	66	–	5	(5)	-100.0%	66
Community and public safety	Voortrekker Rd City Improvement District	S26.00016-F1	*Enhanced peace and security in Africa*	*Governance*	Effct law enfrcmnt to make comm safer ot	200	18.5949097	*-33.89079226*	530	560	560	93	93	–	-	560
Community and public safety	Sea Point City Improvement District	S26.00017-F1	*Enhanced peace and security in Africa*	*Governance*	Effct law enfrcmnt to make comm safer ot	200	18.5949097	*-33.89079226*	530	560	560	93	93	–	-	560
Community and public safety	Westcott Primary School	S26.00018-F1	*Enhanced peace and security in Africa*	*Governance*	Effct law enfrcmnt to make comm safer ot	73	18.45652594	*-34.03668853*	64	66	66	–	–	–	-	66
Community and public safety	Green Point City Improvement District	S26.00019-F1	*Enhanced peace and security in Africa*	*Governance*	Effct law enfrcmnt to make comm safer ot	200	18.5949097	*-33.89079226*	796	840	840	140	140	–	-	840
Community and public safety	Cape Town City Improvement District	S26.00020-F1	*Enhanced peace and security in Africa*	*Governance*	Effct law enfrcmnt to make comm safer ot	200	18.5949097	*-33.89079226*	4 244	4 482	4 482	747	747	–	-	4 482
Community and public safety	Ccid - Central City Improvement District	S26.00021-F1	*Enhanced peace and security in Africa*	*Governance*	Effct law enfrcmnt to make comm safer ot	115	18.43740852	*-33.92458525*	1 356	1 242	1 242	–	77	(77)	-100.0%	1 242
Community and public safety	Camps Bay City Improvement District	S26.00022-F1	*Enhanced peace and security in Africa*	*Governance*	Effct law enfrcmnt to make comm safer ot	200	18.5949097	*-33.89079226*	2 122	2 241	2 241	187	187	–	-	2 241
Community and public safety	Clifton City Improvement District	S26.00023-F1	*Enhanced peace and security in Africa*	*Governance*	Effct law enfrcmnt to make comm safer ot	200	18.5949097	*-33.89079226*	605	560	560	93	86	7	8.0%	560
Community and public safety	Muizenberg City Improvement District	S26.00024-F1	*Enhanced peace and security in Africa*	*Governance*	Effct law enfrcmnt to make comm safer ot	200	18.5949097	*-33.89079226*	530	560	560	93	87	7	7.6%	560
Community and public safety	Pinelands City Improvement District	S26.00026-F1	*Enhanced peace and security in Africa*	*Governance*	Effct law enfrcmnt to make comm safer ot	200	18.5949097	*-33.89079226*	776	560	560	93	93	0	0.0%	560
Community and public safety	Foress Preparatory School	S26.00027-F1	*Enhanced peace and security in Africa*	*Governance*	Effct law enfrcmnt to make comm safer ot	58	18.48250688	*-33.97943012*	64	66	66	–	16	(16)	-100.0%	66
Community and public safety	The Cape Academy For Mst	S26.00028-F1	*Enhanced peace and security in Africa*	*Governance*	Effct law enfrcmnt to make comm safer ot	71	18.4215755	*-34.07014868*	64	66	66	7	–	7	100.0%	66

R thousand									2025/26	Budget Year 2026/27						
Function	Project Description	Project Number	MTDP Service Outcome	IUDF	Own Strategic Objectives	Ward Location	GPS Longitude	GPS Lattitude	Audited Outcome	Original Budget	Adjusted Budget	YearTD actual	YearTD budget	YTD variance	YTD variance %	Full Year Forecast
Community and public safety	Rondebosch Boys Preparatory School	S26.00029-F1	*Enhanced peace and security in Africa*	*Governance*	Effct law enfrcmnt to make comm safer ot	59	18.46300268	*-33.97155078*	64	15	15	–	–	–	-	15
Community and public safety	Curro Durbanville	S26.00030-F1	*Enhanced peace and security in Africa*	*Governance*	Effct law enfrcmnt to make comm safer ot	21	18.65332397	*-33.86163013*	64	66	66	–	27	(27)	-100.0%	66
Governance and administration	Tswr-Disaster Risk Management	S26.00031-DR	*Enabling environment for investment and improved competitiveness*	*Growth*	Investment and Partnership Devel Program	200	18.5949097	*-33.89079226*	4	–	–	–	–	–	-	–
Governance and administration	Tswr-Environmental Health	S26.00031-EH	*Enabling environment for investment and improved competitiveness*	*Growth*	Investment and Partnership Devel Program	200	18.5949097	*-33.89079226*	7	–	–	–	–	–	-	–
Governance and administration	Tswr-Fire Services	S26.00031-FS	*Enabling environment for investment and improved competitiveness*	*Growth*	Investment and Partnership Devel Program	200	18.5949097	*-33.89079226*	8	–	–	–	–	–	-	–
Governance and administration	Tswr-Law Enforcement	S26.00031-LE	*Enabling environment for investment and improved competitiveness*	*Growth*	Investment and Partnership Devel Program	200	18.5949097	*-33.89079226*	62	–	–	–	–	–	-	–
Governance and administration	Tswr-Metro Police	S26.00031-MP	*Enabling environment for investment and improved competitiveness*	*Growth*	Investment and Partnership Devel Program	200	18.5949097	*-33.89079226*	32	–	–	–	–	–	-	–
Governance and administration	Tswr-Transport Service	S26.00031-TP	*Enabling environment for investment and improved competitiveness*	*Growth*	Investment and Partnership Devel Program	200	18.5949097	*-33.89079226*	3	–	–	–	–	–	-	–
Governance and administration	Tswr-Traffic Services	S26.00031-TS	*Enabling environment for investment and improved competitiveness*	*Growth*	Investment and Partnership Devel Program	200	18.5949097	*-33.89079226*	234	–	–	–	–	–	-	–
Governance and administration	Growthpoint Sa Nationals Of Squash	S26.00032	*Enabling environment for investment and improved competitiveness*	*Growth*	Investment and Partnership Devel Program	200	18.5949097	*-33.89079226*	220	–	–	–	–	–	-	–
Governance and administration	Fm Admin	S26.00033-FM.AD	*Improved service delivery in the local government sphere*	*Governance*	Operational Sustainability Programme	201	18.5949097	*-33.89079226*	1 565	–	–	–	–	–	-	–
Governance and administration	Food & Beverages	S26.00033-FM.AD.FB	*Improved service delivery in the local government sphere*	*Governance*	Operational Sustainability Programme	201	18.5949097	*-33.89079226*	62	–	–	–	–	–	-	–
Governance and administration	Stationery	S26.00033-FM.AD.ST	*Improved service delivery in the local government sphere*	*Governance*	Operational Sustainability Programme	201	18.5949097	*-33.89079226*	8	–	–	–	–	–	-	–
Governance and administration	Training	S26.00033-FM.AD.TR	*Improved service delivery in the local government sphere*	*Governance*	Operational Sustainability Programme	201	18.5949097	*-33.89079226*	823	–	–	–	–	–	-	–
Governance and administration	Cleaning & Greening	S26.00033-FM.CG	*Improved service delivery in the local government sphere*	*Governance*	Operational Sustainability Programme	201	18.5949097	*-33.89079226*	1 520	–	–	–	–	–	-	–
Governance and administration	Food & Beverages	S26.00033-FM.CG.FB	*Improved service delivery in the local government sphere*	*Governance*	Operational Sustainability Programme	201	18.5949097	*-33.89079226*	84	–	–	–	–	–	-	–
Governance and administration	Plants & Gardening	S26.00033-FM.CG.PG	*Improved service delivery in the local government sphere*	*Governance*	Operational Sustainability Programme	201	18.5949097	*-33.89079226*	104	–	–	–	–	–	-	–
Governance and administration	Uniform & Protective Clothing	S26.00033-FM.CG.UN	*Improved service delivery in the local government sphere*	*Governance*	Operational Sustainability Programme	201	18.5949097	*-33.89079226*	74	–	–	–	–	–	-	–
Governance and administration	Repairs & Maintenance	S26.00033-FM.RM	*Improved service delivery in the local government sphere*	*Governance*	Operational Sustainability Programme	201	18.5949097	*-33.89079226*	511	–	–	–	–	–	-	–
Governance and administration	Food & Beverages	S26.00033-FM.RM.FB	*Improved service delivery in the local government sphere*	*Governance*	Operational Sustainability Programme	201	18.5949097	*-33.89079226*	27	–	–	–	–	–	-	–
Governance and administration	Uniform & Protective Clothing	S26.00033-FM.RM.UN	*Improved service delivery in the local government sphere*	*Governance*	Operational Sustainability Programme	201	18.5949097	*-33.89079226*	13	–	–	–	–	–	-	–
Community and public safety	Project 300	S26.00036	*Enhanced peace and security in Africa*	*Governance*	Effct law enfrcmnt to make comm safer ot	116	18.62495916	*-34.04368726*	18 985	–	–	(1 443)	–	(1 443)	100.0%	–
Community and public safety	P300 Non Capital Items	S26.00036-NC	*Enhanced peace and security in Africa*	*Governance*	Effct law enfrcmnt to make comm safer ot	200	18.5949097	*-33.89079226*	2 465	–	–	–	–	–	-	–
Community and public safety	Upper Kenilworth City Improvment Distric	S26.00037-F1	*Enhanced peace and security in Africa*	*Governance*	Effct law enfrcmnt to make comm safer ot	200	18.5949097	*-33.89079226*	265	280	280	47	47	–	-	280
Community and public safety	Lower Gardens City Improvment District	S26.00038-F1	*Enhanced peace and security in Africa*	*Governance*	Effct law enfrcmnt to make comm safer ot	200	18.5949097	*-33.89079226*	243	280	280	47	47	–	-	280
Community and public safety	Paarden Eiland City Improvement District	S26.00039-F1	*Enhanced peace and security in Africa*	*Governance*	Effct law enfrcmnt to make comm safer ot	200	18.5949097	*-33.89079226*	265	280	280	47	47	–	-	280
Community and public safety	Blackheath City Improvement District	S26.00040-F1	*Enhanced peace and security in Africa*	*Governance*	Effct law enfrcmnt to make comm safer ot	200	18.5949097	*-33.89079226*	265	280	280	47	47	–	-	280
Governance and administration	Salaries - Epwp Support Services Worker	S26.00045-SW	*Enhanced peace and security in Africa*	*Governance*	Effct law enfrcmnt to make comm safer ot	2	18.58202398	*-33.89607653*	34	–	–	–	–	–	-	–
Governance and administration	Uniform - Epwp Support Services Worker	S26.00045-UN	*Enhanced peace and security in Africa*	*Governance*	Effct law enfrcmnt to make comm safer ot	2	18.58202398	*-33.89607653*	7	–	–	–	–	–	-	–
Trading services	Epwp Labour Costs	S26.00047-EP	*Improved service delivery in the local government sphere*	*Inclusion & access*	Mainstr serv deliv inf settlem & bakyrd	200	18.5949097	*-33.89079226*	5 940	–	–	–	–	–	-	–
Trading services	Protective Clothing	S26.00047-PP	*Improved service delivery in the local government sphere*	*Inclusion & access*	Mainstr serv deliv inf settlem & bakyrd	200	18.5949097	*-33.89079226*	342	–	–	–	–	–	-	–
Trading services	Tools & Equipment	S26.00047-TE	*Improved service delivery in the local government sphere*	*Inclusion & access*	Mainstr serv deliv inf settlem & bakyrd	200	18.5949097	*-33.89079226*	50	–	–	–	–	–	-	–
Trading services	Vehicle Hire	S26.00047-VH	*Improved service delivery in the local government sphere*	*Inclusion & access*	Mainstr serv deliv inf settlem & bakyrd	200	18.5949097	*-33.89079226*	21	–	–	–	–	–	-	–
Trading services	Epwp Labour Costs	S26.00048-EP	*Improved service delivery in the local government sphere*	*Growth*	Excell Waste Service Deliver program	200	18.5949097	*-33.89079226*	402	–	–	–	–	–	-	–
Governance and administration	Sa Int. Ballet Competition	S26.00049	*Enabling environment for investment and improved competitiveness*	*Growth*	Investment and Partnership Devel Program	200	18.5949097	*-33.89079226*	300	–	–	–	–	–	-	–
Governance and administration	African Gaming Championship	S26.00050	*Enabling environment for investment and improved competitiveness*	*Growth*	Investment and Partnership Devel Program	200	18.5949097	*-33.89079226*	50	–	–	–	–	–	-	–
Governance and administration	Bpc-At.Disaster Risk Management	S26.00051-AT.DR	*Enabling environment for investment and improved competitiveness*	*Growth*	Investment and Partnership Devel Program	200	18.5949097	*-33.89079226*	19	–	–	–	–	–	-	–
Governance and administration	BPC-AT.Fire Services	S26.00051-AT.FS	*Enabling environment for investment and improved competitiveness*	*Growth*	Investment and Partnership Devel Program	200	18.5949097	*-33.89079226*	14	–	–	–	–	–	-	–
Governance and administration	BPC-AT.Law Enforcement	S26.00051-AT.LE	*Enabling environment for investment and improved competitiveness*	*Growth*	Investment and Partnership Devel Program	200	18.5949097	*-33.89079226*	32	–	–	–	–	–	-	–
Governance and administration	BPC-AT.Metro Police	S26.00051-AT.MP	*Enabling environment for investment and improved competitiveness*	*Growth*	Investment and Partnership Devel Program	200	18.5949097	*-33.89079226*	25	–	–	–	–	–	-	–
Governance and administration	BPC-AT.Traffic Services	S26.00051-AT.TS	*Enabling environment for investment and improved competitiveness*	*Growth*	Investment and Partnership Devel Program	200	18.5949097	*-33.89079226*	69	–	–	–	–	–	-	–
Governance and administration	BPC-EP.Disaster Risk Management	S26.00051-EP.DR	*Enabling environment for investment and improved competitiveness*	*Growth*	Investment and Partnership Devel Program	200	18.5949097	*-33.89079226*	72	–	–	–	–	–	-	–

R thousand									2025/26	Budget Year 2026/27						
Function	Project Description	Project Number	MTDP Service Outcome	IUDF	Own Strategic Objectives	Ward Location	GPS Longitude	GPS Lattitude	Audited Outcome	Original Budget	Adjusted Budget	YearTD actual	YearTD budget	YTD variance	YTD variance %	Full Year Forecast
Governance and administration	BPC-EP.Fire Services	S26.00051-EP.FS	*Enabling environment for investment and improved competitiveness*	*Growth*	Investment and Partnership Devel Program	200	18.5949097	*-33.89079226*	24	–	–	–	–	–	-	–
Governance and administration	BPC-EP.Metro Police	S26.00051-EP.MP	*Enabling environment for investment and improved competitiveness*	*Growth*	Investment and Partnership Devel Program	200	18.5949097	*-33.89079226*	110	–	–	–	–	–	-	–
Governance and administration	BPC-EP.Traffic Services	S26.00051-EP.TS	*Enabling environment for investment and improved competitiveness*	*Growth*	Investment and Partnership Devel Program	200	18.5949097	*-33.89079226*	107	–	–	–	–	–	-	–
Governance and administration	Communication Graduate Project - Non Lab	S26.00052-F1.NL	*An ethical, capable, and professional public service*	*Growth*	Strengthth Partner for safer commnty oth	200	18.5949097	*-33.89079226*	21	–	–	–	–	–	-	–
Governance and administration	Communication Graduate Project- Salaries	S26.00052-F1.SL	*An ethical, capable, and professional public service*	*Growth*	Strengthth Partner for safer commnty oth	200	18.5949097	*-33.89079226*	184	–	294	20	44	(24)	-55.3%	294
Governance and administration	Ism Epwp Assistants	S26.00053	*Improved service delivery in the local government sphere*	*Governance*	Operational Sustainability Programme	200	18.5949097	*-33.89079226*	515	–	–	–	–	–	-	–
Governance and administration	Pecc Graduate Program	S26.00054	*Digital transformation across the state*	*Governance*	Safety Technology Programme	1	18.57103624	*-33.86259082*	1 057	–	–	(96)	–	(96)	100.0%	–
Governance and administration	Training Pecc Graduate Program	S26.00054-TR	*Digital transformation across the state*	*Governance*	Safety Technology Programme	1	18.57103624	*-33.86259082*	102	–	–	–	–	–	-	–
Trading services	Hr Admin Assistance	S26.00055-AA	*Improved service delivery in the local government sphere*	*Governance*	Utility Business Model Reform Programme	200	18.5949097	*-33.89079226*	49	–	–	–	–	–	-	–
Trading services	Community Recycling Centers Atlantic	S26.00055-AT	*Improved service delivery in the local government sphere*	*Governance*	Utility Business Model Reform Programme	200	18.5949097	*-33.89079226*	128	–	–	–	–	–	-	–
Trading services	Bellville South Transfer Station	S26.00055-BL	*Improved service delivery in the local government sphere*	*Governance*	Utility Business Model Reform Programme	200	18.5949097	*-33.89079226*	177	–	–	11	–	11	100.0%	–
Trading services	Community Recycling Centers Central	S26.00055-CE	*Improved service delivery in the local government sphere*	*Governance*	Utility Business Model Reform Programme	200	18.5949097	*-33.89079226*	85	–	–	–	–	–	-	–
Trading services	Epwp & Cdw Cleaning Project	S26.00055-CP	*Improved service delivery in the local government sphere*	*Governance*	Utility Business Model Reform Programme	200	18.5949097	*-33.89079226*	18	–	–	6	–	6	100.0%	–
Trading services	Community Recycling Centre Organic Waste	S26.00055-CR	*Improved service delivery in the local government sphere*	*Governance*	Utility Business Model Reform Programme	200	18.5949097	*-33.89079226*	37	–	–	11	–	11	100.0%	–
Trading services	Community Recycling Centers East	S26.00055-EA	*Improved service delivery in the local government sphere*	*Governance*	Utility Business Model Reform Programme	200	18.5949097	*-33.89079226*	92	–	–	–	–	–	-	–
Trading services	Epwp Data Capturing	S26.00055-EP	*Improved service delivery in the local government sphere*	*Governance*	Utility Business Model Reform Programme	200	18.5949097	*-33.89079226*	301	–	–	90	–	90	100.0%	–
Trading services	Organic Waste Diversion (Mpp)	S26.00055-OW	*Improved service delivery in the local government sphere*	*Governance*	Utility Business Model Reform Programme	200	18.5949097	*-33.89079226*	491	–	–	–	–	–	-	–
Trading services	Public Awareness Project -Outreach Conne	S26.00055-PA	*Improved service delivery in the local government sphere*	*Governance*	Utility Business Model Reform Programme	200	18.5949097	*-33.89079226*	2 406	–	–	–	–	–	-	–
Trading services	Registry Assistance	S26.00055-RA	*Improved service delivery in the local government sphere*	*Governance*	Utility Business Model Reform Programme	200	18.5949097	*-33.89079226*	20	–	–	–	–	–	-	–
Trading services	Cpb Records Management	S26.00055-RM	*Improved service delivery in the local government sphere*	*Governance*	Utility Business Model Reform Programme	200	18.5949097	*-33.89079226*	55	–	–	–	–	–	-	–
Trading services	Community Recycling Centers South	S26.00055-SO	*Improved service delivery in the local government sphere*	*Governance*	Utility Business Model Reform Programme	200	18.5949097	*-33.89079226*	217	–	–	–	–	–	-	–
Trading services	Support Service Assistance	S26.00055-SS	*Improved service delivery in the local government sphere*	*Governance*	Utility Business Model Reform Programme	200	18.5949097	*-33.89079226*	945	–	–	–	–	–	-	–
Trading services	Cbrru Support Staff	S26.00055-SU	*Improved service delivery in the local government sphere*	*Governance*	Utility Business Model Reform Programme	200	18.5949097	*-33.89079226*	239	–	–	–	–	–	-	–
Governance and administration	Sc20 Situational Crime Prevention- Sala	S26.00056-F1.LC	*An ethical, capable, and professional public service*	*Growth*	Strengthth Partner for safer commnty oth	63	18.48233857	*-34.01756719*	152	–	–	–	–	–	-	–
Governance and administration	Sc20 Situational Crime Prevention- Nlc	S26.00056-F1.NL	*An ethical, capable, and professional public service*	*Growth*	Strengthth Partner for safer commnty oth	63	18.48233857	*-34.01756719*	32	–	–	–	–	–	-	–
Governance and administration	Support Services Maintenance Workers - S	S26.00058-F1.LC	*An ethical, capable, and professional public service*	*Growth*	Strengthth Partner for safer commnty oth	200	18.5949097	*-33.89079226*	88	–	–	–	–	–	-	–
Governance and administration	Support Services Maintenance Workers - N	S26.00058-F1.NL	*An ethical, capable, and professional public service*	*Growth*	Strengthth Partner for safer commnty oth	200	18.5949097	*-33.89079226*	14	–	–	–	–	–	-	–
Economic and environmental services	Salaries - Epwp Traffic Support Clerks	S26.00059-SW	*Enhanced peace and security in Africa*	*Governance*	Effct law enfrcmnt to make comm safer ot	2	18.58202398	*-33.89607653*	2 041	–	–	–	–	–	-	–
Economic and environmental services	Uniform - Epwp Traffic Support Clerks	S26.00059-UN	*Enhanced peace and security in Africa*	*Governance*	Effct law enfrcmnt to make comm safer ot	2	18.58202398	*-33.89607653*	4	–	–	–	–	–	-	–
Governance and administration	Community Liaison Graduation - Salaries	S26.00061-F1.LC	*An ethical, capable, and professional public service*	*Growth*	Strengthth Partner for safer commnty oth	200	18.5949097	*-33.89079226*	332	–	–	26	–	26	100.0%	–
Governance and administration	Community Liaison Graduation - Non Labo	S26.00061-F1.NL	*An ethical, capable, and professional public service*	*Growth*	Strengthth Partner for safer commnty oth	200	18.5949097	*-33.89079226*	5	–	–	–	–	–	-	–
Governance and administration	Minstrels 25/26	S26.00062	*Enabling environment for investment and improved competitiveness*	*Growth*	Investment and Partnership Devel Program	200	18.5949097	*-33.89079226*	8	–	–	–	–	–	-	–
Governance and administration	Cmcb-Competitions	S26.00062-CC	*Enabling environment for investment and improved competitiveness*	*Growth*	Investment and Partnership Devel Program	200	18.5949097	*-33.89079226*	350	–	–	–	–	–	-	–
Governance and administration	Cape District Minstrel Board-Competition	S26.00062-CD	*Enabling environment for investment and improved competitiveness*	*Growth*	Investment and Partnership Devel Program	200	18.5949097	*-33.89079226*	200	–	–	–	–	–	-	–
Governance and administration	Saucbb-Competitions	S26.00062-CO	*Enabling environment for investment and improved competitiveness*	*Growth*	Investment and Partnership Devel Program	200	18.5949097	*-33.89079226*	300	–	–	–	–	–	-	–
Governance and administration	Keep The Dream	S26.00062-KD	*Enabling environment for investment and improved competitiveness*	*Growth*	Investment and Partnership Devel Program	200	18.5949097	*-33.89079226*	300	–	–	–	–	–	-	–
Governance and administration	Kkka Comp Disaster Risk	S26.00062-KK.DR	*Enabling environment for investment and improved competitiveness*	*Growth*	Investment and Partnership Devel Program	200	18.5949097	*-33.89079226*	94	–	–	–	–	–	-	–
Governance and administration	Kkka-Event Organiser	S26.00062-KK.EO	*Enabling environment for investment and improved competitiveness*	*Growth*	Investment and Partnership Devel Program	200	18.5949097	*-33.89079226*	565	–	–	–	–	–	-	–
Governance and administration	Kkka Comp Fire Services	S26.00062-KK.FS	*Enabling environment for investment and improved competitiveness*	*Growth*	Investment and Partnership Devel Program	200	18.5949097	*-33.89079226*	34	–	–	–	–	–	-	–
Governance and administration	Kkka Comp Law Enforcement	S26.00062-KK.LE	*Enabling environment for investment and improved competitiveness*	*Growth*	Investment and Partnership Devel Program	200	18.5949097	*-33.89079226*	134	–	–	–	–	–	-	–
Governance and administration	Kkka Comp Metro Police	S26.00062-KK.MP	*Enabling environment for investment and improved competitiveness*	*Growth*	Investment and Partnership Devel Program	200	18.5949097	*-33.89079226*	303	–	–	–	–	–	-	–
Governance and administration	Kkka Comp Traffic Services	S26.00062-KK.TS	*Enabling environment for investment and improved competitiveness*	*Growth*	Investment and Partnership Devel Program	200	18.5949097	*-33.89079226*	436	–	–	–	–	–	-	–

R thousand									2025/26	Budget Year 2026/27						
Function	Project Description	Project Number	MTDP Service Outcome	IUDF	Own Strategic Objectives	Ward Location	GPS Longitude	GPS Lattitude	Audited Outcome	Original Budget	Adjusted Budget	YearTD actual	YearTD budget	YTD variance	YTD variance %	Full Year Forecast
Governance and administration	Nuwe Jaar-Dhl Stadium	S26.00062-NJ.DH	*Enabling environment for investment and improved competitiveness*	*Growth*	Investment and Partnership Devel Program	200	18.5949097	*-33.89079226*	2 000	–	–	–	–	–	-	–
Governance and administration	Nuwe Jaar-Disaster Risk Management	S26.00062-NJ.DR	*Enabling environment for investment and improved competitiveness*	*Growth*	Investment and Partnership Devel Program	200	18.5949097	*-33.89079226*	26	–	–	–	–	–	-	–
Governance and administration	Nuwe Jaar-Event Organiser	S26.00062-NJ.EO	*Enabling environment for investment and improved competitiveness*	*Growth*	Investment and Partnership Devel Program	200	18.5949097	*-33.89079226*	3 000	–	–	–	–	–	-	–
Governance and administration	Nuwe Jaar-Fire Services	S26.00062-NJ.FS	*Enabling environment for investment and improved competitiveness*	*Growth*	Investment and Partnership Devel Program	200	18.5949097	*-33.89079226*	11	–	–	–	–	–	-	–
Governance and administration	Nuwe Jaar-Law Enforcement	S26.00062-NJ.LE	*Enabling environment for investment and improved competitiveness*	*Growth*	Investment and Partnership Devel Program	200	18.5949097	*-33.89079226*	257	–	–	–	–	–	-	–
Governance and administration	Nuwe Jaar-Metro Police	S26.00062-NJ.MP	*Enabling environment for investment and improved competitiveness*	*Growth*	Investment and Partnership Devel Program	200	18.5949097	*-33.89079226*	82	–	–	–	–	–	-	–
Governance and administration	Nuwe Jaar-Traffic Services	S26.00062-NJ.TS	*Enabling environment for investment and improved competitiveness*	*Growth*	Investment and Partnership Devel Program	200	18.5949097	*-33.89079226*	533	–	–	–	–	–	-	–
Governance and administration	Cmcb-Rm.Disaster Risk Management	S26.00062-RM.DR	*Enabling environment for investment and improved competitiveness*	*Growth*	Investment and Partnership Devel Program	200	18.5949097	*-33.89079226*	34	–	–	–	–	–	-	–
Governance and administration	Cmcb-Rm.Event Organiser	S26.00062-RM.EO	*Enabling environment for investment and improved competitiveness*	*Growth*	Investment and Partnership Devel Program	200	18.5949097	*-33.89079226*	750	–	–	–	–	–	-	–
Governance and administration	Cmcb-Rm.Fire Services	S26.00062-RM.FS	*Enabling environment for investment and improved competitiveness*	*Growth*	Investment and Partnership Devel Program	200	18.5949097	*-33.89079226*	8	–	–	–	–	–	-	–
Governance and administration	Cmcb-Rm.Metro Police	S26.00062-RM.MP	*Enabling environment for investment and improved competitiveness*	*Growth*	Investment and Partnership Devel Program	200	18.5949097	*-33.89079226*	49	–	–	–	–	–	-	–
Governance and administration	Cmcb-Rm.Solid Waste	S26.00062-RM.SW	*Enabling environment for investment and improved competitiveness*	*Growth*	Investment and Partnership Devel Program	200	18.5949097	*-33.89079226*	15	–	–	–	–	–	-	–
Governance and administration	CMCB-RM.Traffic Services	S26.00062-RM.TS	*Enabling environment for investment and improved competitiveness*	*Growth*	Investment and Partnership Devel Program	200	18.5949097	*-33.89079226*	255	–	–	–	–	–	-	–
Governance and administration	Surf Expo Africa	S26.00063	*Enabling environment for investment and improved competitiveness*	*Growth*	Investment and Partnership Devel Program	200	18.5949097	*-33.89079226*	100	–	–	–	–	–	-	–
Governance and administration	Eacrr Traffic Services	S26.00064-TS	*Enabling environment for investment and improved competitiveness*	*Growth*	Investment and Partnership Devel Program	200	18.5949097	*-33.89079226*	28	–	–	–	–	–	-	–
Governance and administration	Dhlstormers Vs Bulls	S26.00065-BU	*Enabling environment for investment and improved competitiveness*	*Growth*	Investment and Partnership Devel Program	200	18.5949097	*-33.89079226*	2	–	–	–	–	–	-	–
Governance and administration	Dhl Stadium Rental-Bu	S26.00065-BU.DH	*Enabling environment for investment and improved competitiveness*	*Growth*	Investment and Partnership Devel Program	200	18.5949097	*-33.89079226*	934	–	–	–	–	–	-	–
Governance and administration	Dhl Stvsco-Stadium Rental	S26.00065-CO.DH	*Enabling environment for investment and improved competitiveness*	*Growth*	Investment and Partnership Devel Program	200	18.5949097	*-33.89079226*	1 321	–	–	–	–	–	-	–
Governance and administration	Dhl Stvsco-Security Services	S26.00065-CO.SS	*Enabling environment for investment and improved competitiveness*	*Growth*	Investment and Partnership Devel Program	200	18.5949097	*-33.89079226*	2	–	–	–	–	–	-	–
Governance and administration	Dhl Stadium Rental	S26.00065-DH	*Enabling environment for investment and improved competitiveness*	*Growth*	Investment and Partnership Devel Program	200	18.5949097	*-33.89079226*	1 489	–	–	–	–	–	-	–
Governance and administration	Dhl Stadium Rental-Os	S26.00065-DH.OS	*Enabling environment for investment and improved competitiveness*	*Growth*	Investment and Partnership Devel Program	200	18.5949097	*-33.89079226*	1 489	–	–	–	–	–	-	–
Governance and administration	Dhl Stvsdr-Security Services	S26.00065-DR.SS	*Enabling environment for investment and improved competitiveness*	*Growth*	Investment and Partnership Devel Program	200	18.5949097	*-33.89079226*	2	–	–	–	–	–	-	–
Governance and administration	Dhl Stvseb-Dhl Stadium	S26.00065-EB.DH	*Enabling environment for investment and improved competitiveness*	*Growth*	Investment and Partnership Devel Program	200	18.5949097	*-33.89079226*	1 679	–	–	–	–	–	-	–
Governance and administration	Dhl Stvseb-Security Services	S26.00065-EB.SS	*Enabling environment for investment and improved competitiveness*	*Growth*	Investment and Partnership Devel Program	200	18.5949097	*-33.89079226*	2	–	–	–	–	–	-	–
Governance and administration	Dhl Stvsgc-Security Services	S26.00065-GG.SS	*Enabling environment for investment and improved competitiveness*	*Growth*	Investment and Partnership Devel Program	200	18.5949097	*-33.89079226*	2	–	–	–	–	–	-	–
Governance and administration	Dhl Stvshs-Security Services	S26.00065-HS.SS	*Enabling environment for investment and improved competitiveness*	*Growth*	Investment and Partnership Devel Program	200	18.5949097	*-33.89079226*	2	–	–	–	–	–	-	–
Governance and administration	Dhl Stvslions	S26.00065-LI	*Enabling environment for investment and improved competitiveness*	*Growth*	Investment and Partnership Devel Program	200	18.5949097	*-33.89079226*	2	–	–	–	–	–	-	–
Governance and administration	Dhl Stadium Rental-Li	S26.00065-LI.DH	*Enabling environment for investment and improved competitiveness*	*Growth*	Investment and Partnership Devel Program	200	18.5949097	*-33.89079226*	1 066	–	–	–	–	–	-	–
Governance and administration	Dhl Stvslt-Security Services	S26.00065-LT.SS	*Enabling environment for investment and improved competitiveness*	*Growth*	Investment and Partnership Devel Program	200	18.5949097	*-33.89079226*	2	–	–	–	–	–	-	–
Governance and administration	Dhl Stvsls.Security Services	S26.00065-SL.SS	*Enabling environment for investment and improved competitiveness*	*Growth*	Investment and Partnership Devel Program	200	18.5949097	*-33.89079226*	2	–	–	–	–	–	-	–
Governance and administration	Dhl Stvsos.Security Services	S26.00065-SO.SS	*Enabling environment for investment and improved competitiveness*	*Growth*	Investment and Partnership Devel Program	200	18.5949097	*-33.89079226*	2	–	–	–	–	–	-	–
Governance and administration	Ogr Traffic Services	S26.00066-TS	*Enabling environment for investment and improved competitiveness*	*Growth*	Investment and Partnership Devel Program	200	18.5949097	*-33.89079226*	150	–	–	–	–	–	-	–
Governance and administration	Red Bull Flugtag	S26.00067	*Enabling environment for investment and improved competitiveness*	*Growth*	Investment and Partnership Devel Program	200	18.5949097	*-33.89079226*	4	–	–	–	–	–	-	–
Governance and administration	Rbf-Disaster Risk Management	S26.00067-DR	*Enabling environment for investment and improved competitiveness*	*Growth*	Investment and Partnership Devel Program	200	18.5949097	*-33.89079226*	24	–	–	–	–	–	-	–
Governance and administration	Rbf-Fire Services	S26.00067-FS	*Enabling environment for investment and improved competitiveness*	*Growth*	Investment and Partnership Devel Program	200	18.5949097	*-33.89079226*	6	–	–	–	–	–	-	–
Governance and administration	Rbf-Law Enforcement	S26.00067-LE	*Enabling environment for investment and improved competitiveness*	*Growth*	Investment and Partnership Devel Program	200	18.5949097	*-33.89079226*	79	–	–	–	–	–	-	–
Governance and administration	Rbf-Myciti	S26.00067-MC	*Enabling environment for investment and improved competitiveness*	*Growth*	Investment and Partnership Devel Program	200	18.5949097	*-33.89079226*	32	–	–	–	–	–	-	–
Governance and administration	Rbf-Metro Police	S26.00067-MP	*Enabling environment for investment and improved competitiveness*	*Growth*	Investment and Partnership Devel Program	200	18.5949097	*-33.89079226*	112	–	–	–	–	–	-	–
Governance and administration	Rbf-Traffic Service	S26.00067-TS	*Enabling environment for investment and improved competitiveness*	*Growth*	Investment and Partnership Devel Program	200	18.5949097	*-33.89079226*	134	–	–	–	–	–	-	–
Governance and administration	Cape Town Disabled Open	S26.00068	*Enabling environment for investment and improved competitiveness*	*Growth*	Investment and Partnership Devel Program	200	18.5949097	*-33.89079226*	275	–	–	–	–	–	-	–
Governance and administration	Utct-Disaster Risk Management	S26.00069-DR	*Enabling environment for investment and improved competitiveness*	*Growth*	Investment and Partnership Devel Program	200	18.5949097	*-33.89079226*	3	–	–	–	–	–	-	–
Governance and administration	Utct-Law Enforcement	S26.00069-LE	*Enabling environment for investment and improved competitiveness*	*Growth*	Investment and Partnership Devel Program	200	18.5949097	*-33.89079226*	43	–	–	–	–	–	-	–

R thousand									2025/26	Budget Year 2026/27						
Function	Project Description	Project Number	MTDP Service Outcome	IUDF	Own Strategic Objectives	Ward Location	GPS Longitude	GPS Lattitude	Audited Outcome	Original Budget	Adjusted Budget	YearTD actual	YearTD budget	YTD variance	YTD variance %	Full Year Forecast
Governance and administration	Utct-Mycity	S26.00069-MC	*Enabling environment for investment and improved competitiveness*	*Growth*	Investment and Partnership Devel Program	200	18.5949097	*-33.89079226*	121	–	–	–	–	–	-	–
Governance and administration	Utct-Metro Police	S26.00069-MP	*Enabling environment for investment and improved competitiveness*	*Growth*	Investment and Partnership Devel Program	200	18.5949097	*-33.89079226*	120	–	–	–	–	–	-	–
Governance and administration	Utct-Posters Application	S26.00069-PA	*Enabling environment for investment and improved competitiveness*	*Growth*	Investment and Partnership Devel Program	200	18.5949097	*-33.89079226*	1	–	–	–	–	–	-	–
Governance and administration	Utct-Parking	S26.00069-PS	*Enabling environment for investment and improved competitiveness*	*Growth*	Investment and Partnership Devel Program	200	18.5949097	*-33.89079226*	6	–	–	–	–	–	-	–
Governance and administration	Utct-Traffic Services	S26.00069-TS	*Enabling environment for investment and improved competitiveness*	*Growth*	Investment and Partnership Devel Program	200	18.5949097	*-33.89079226*	106	–	–	–	–	–	-	–
Governance and administration	Hsbc Rugby 7S-Catering	S26.00070-CA	*Enabling environment for investment and improved competitiveness*	*Growth*	Investment and Partnership Devel Program	200	18.5949097	*-33.89079226*	65	–	–	–	–	–	-	–
Governance and administration	Hsbc Rugby 7S-Dhl Stadium	S26.00070-DH	*Enabling environment for investment and improved competitiveness*	*Growth*	Investment and Partnership Devel Program	200	18.5949097	*-33.89079226*	1 000	–	–	–	–	–	-	–
Governance and administration	Hsbc Rugby 7S-Disaster Risk Management	S26.00070-DR	*Enabling environment for investment and improved competitiveness*	*Growth*	Investment and Partnership Devel Program	200	18.5949097	*-33.89079226*	110	–	–	–	–	–	-	–
Governance and administration	Hsbc Rugby 7S-Fire Services	S26.00070-FS	*Enabling environment for investment and improved competitiveness*	*Growth*	Investment and Partnership Devel Program	200	18.5949097	*-33.89079226*	13	–	–	–	–	–	-	–
Governance and administration	Hsbc Rugby 7S-Health Services	S26.00070-HS	*Enabling environment for investment and improved competitiveness*	*Growth*	Investment and Partnership Devel Program	200	18.5949097	*-33.89079226*	60	–	–	–	–	–	-	–
Governance and administration	Hsbc Rugby 7S-Law Enforcement	S26.00070-LE	*Enabling environment for investment and improved competitiveness*	*Growth*	Investment and Partnership Devel Program	200	18.5949097	*-33.89079226*	170	–	–	–	–	–	-	–
Governance and administration	Hsbc Rugby 7S-Mycity	S26.00070-MC	*Enabling environment for investment and improved competitiveness*	*Growth*	Investment and Partnership Devel Program	200	18.5949097	*-33.89079226*	239	–	–	–	–	–	-	–
Governance and administration	Hsbc Rugby 7S-Metro Police	S26.00070-MP	*Enabling environment for investment and improved competitiveness*	*Growth*	Investment and Partnership Devel Program	200	18.5949097	*-33.89079226*	260	–	–	–	–	–	-	–
Governance and administration	Hsbc Rugby 7S-Road Networks Ot	S26.00070-RN	*Enabling environment for investment and improved competitiveness*	*Growth*	Investment and Partnership Devel Program	200	18.5949097	*-33.89079226*	17	–	–	–	–	–	-	–
Governance and administration	Hsbc Rugby 7S-Security Services	S26.00070-SS	*Enabling environment for investment and improved competitiveness*	*Growth*	Investment and Partnership Devel Program	200	18.5949097	*-33.89079226*	5	–	–	–	–	–	-	–
Governance and administration	Hsbc Rugby 7S-Solid Waste	S26.00070-SW	*Enabling environment for investment and improved competitiveness*	*Growth*	Investment and Partnership Devel Program	200	18.5949097	*-33.89079226*	76	–	–	–	–	–	-	–
Governance and administration	Hsbc Rugby 7S-Traffic Services & Transpo	S26.00070-TS	*Enabling environment for investment and improved competitiveness*	*Growth*	Investment and Partnership Devel Program	200	18.5949097	*-33.89079226*	1 003	–	–	–	–	–	-	–
Governance and administration	Wsxws-Cleansing	S26.00071-CL	*Enabling environment for investment and improved competitiveness*	*Growth*	Investment and Partnership Devel Program	200	18.5949097	*-33.89079226*	44	–	–	–	–	–	-	–
Governance and administration	Wsxws-Dhlstadium	S26.00071-DH	*Enabling environment for investment and improved competitiveness*	*Growth*	Investment and Partnership Devel Program	200	18.5949097	*-33.89079226*	356	–	–	–	–	–	-	–
Governance and administration	Wsxws-Disaster Risk Mangement	S26.00071-DR	*Enabling environment for investment and improved competitiveness*	*Growth*	Investment and Partnership Devel Program	200	18.5949097	*-33.89079226*	27	–	–	–	–	–	-	–
Governance and administration	Wsxws-Environmental Health	S26.00071-EH	*Enabling environment for investment and improved competitiveness*	*Growth*	Investment and Partnership Devel Program	200	18.5949097	*-33.89079226*	9	–	–	–	–	–	-	–
Governance and administration	Wsxws-Fire Services	S26.00071-FS	*Enabling environment for investment and improved competitiveness*	*Growth*	Investment and Partnership Devel Program	200	18.5949097	*-33.89079226*	5	–	–	–	–	–	-	–
Governance and administration	Wsxws-Law Enforcement	S26.00071-LE	*Enabling environment for investment and improved competitiveness*	*Growth*	Investment and Partnership Devel Program	200	18.5949097	*-33.89079226*	22	–	–	–	–	–	-	–
Governance and administration	Wsxws-Metro Police	S26.00071-MP	*Enabling environment for investment and improved competitiveness*	*Growth*	Investment and Partnership Devel Program	200	18.5949097	*-33.89079226*	47	–	–	–	–	–	-	–
Governance and administration	Wsxws-Traffic Services	S26.00071-TS	*Enabling environment for investment and improved competitiveness*	*Growth*	Investment and Partnership Devel Program	200	18.5949097	*-33.89079226*	227	–	–	–	–	–	-	–
Governance and administration	Lbdd-Disaster Risk Management	S26.00072-DR	*Enabling environment for investment and improved competitiveness*	*Growth*	Investment and Partnership Devel Program	200	18.5949097	*-33.89079226*	17	–	–	–	–	–	-	–
Governance and administration	Lbdd-Traffic Services	S26.00072-TS	*Enabling environment for investment and improved competitiveness*	*Growth*	Investment and Partnership Devel Program	200	18.5949097	*-33.89079226*	33	–	–	–	–	–	-	–
Community and public safety	Labour Costs_ Bma Support 2025/2026	S26.00073-F1.LC	*Enhanced peace and security in Africa*	*Governance*	Effct law enfrcmnt to make comm safer ot	200	18.5949097	*-33.89079226*	1 141	1 297	1 297	543	543	–	-	1 297
Economic and environmental services	Kraaifontein Peace Training: Transport	S26.00074	*Reduced poverty and improved livelihoods*	*Spatial integration*	Targeted Urban Development Programme	200	18.5949097	*-33.89079226*	7	–	–	–	–	–	-	–
Economic and environmental services	Guguletu Ca - Transport	S26.00075	*Reduced poverty and improved livelihoods*	*Spatial integration*	Targeted Urban Development Programme	200	18.5949097	*-33.89079226*	6	–	–	–	–	–	-	–
Economic and environmental services	Claremont Urban Design Vision	S26.00076	*Reduced poverty and improved livelihoods*	*Spatial integration*	Targeted Urban Development Programme	200	18.5949097	*-33.89079226*	1 528	–	–	–	–	–	-	–
Economic and environmental services	Bellville Government Precinct	S26.00077	*Reduced poverty and improved livelihoods*	*Spatial integration*	Targeted Urban Development Programme	200	18.5949097	*-33.89079226*	2 810	–	–	–	–	–	-	–
Governance and administration	Womad Cape Town	S26.00078	*Enabling environment for investment and improved competitiveness*	*Growth*	Investment and Partnership Devel Program	200	18.5949097	*-33.89079226*	500	–	–	–	–	–	-	–
Governance and administration	Silwerskermfees	S26.00079	*Enabling environment for investment and improved competitiveness*	*Growth*	Investment and Partnership Devel Program	200	18.5949097	*-33.89079226*	2 000	–	–	–	–	–	-	–
Governance and administration	Open Book Festival	S26.00080	*Enabling environment for investment and improved competitiveness*	*Growth*	Investment and Partnership Devel Program	200	18.5949097	*-33.89079226*	200	–	–	–	–	–	-	–
Governance and administration	Festival Of Eventing	S26.00081	*Enabling environment for investment and improved competitiveness*	*Growth*	Investment and Partnership Devel Program	200	18.5949097	*-33.89079226*	50	–	–	–	–	–	-	–
Governance and administration	Cape2Rio Yacht Race	S26.00082	*Enabling environment for investment and improved competitiveness*	*Growth*	Investment and Partnership Devel Program	200	18.5949097	*-33.89079226*	250	–	–	–	–	–	-	–
Governance and administration	Bfb-Disaster Risk Management	S26.00083-DR	*Enabling environment for investment and improved competitiveness*	*Growth*	Investment and Partnership Devel Program	200	18.5949097	*-33.89079226*	10	–	–	–	–	–	-	–
Governance and administration	Bfb-Law Enforcement	S26.00083-LE	*Enabling environment for investment and improved competitiveness*	*Growth*	Investment and Partnership Devel Program	200	18.5949097	*-33.89079226*	68	–	–	–	–	–	-	–
Governance and administration	Rbkota-Event Organiser	S26.00084-EO	*Enabling environment for investment and improved competitiveness*	*Growth*	Investment and Partnership Devel Program	200	18.5949097	*-33.89079226*	300	–	–	–	–	–	-	–
Governance and administration	RBKOTA-Traffic Service	S26.00084-TS	*Enabling environment for investment and improved competitiveness*	*Growth*	Investment and Partnership Devel Program	200	18.5949097	*-33.89079226*	26	–	–	–	–	–	-	–
Governance and administration	Calypso Cricket	S26.00085	*Enabling environment for investment and improved competitiveness*	*Growth*	Investment and Partnership Devel Program	200	18.5949097	*-33.89079226*	40	–	–	–	–	–	-	–

R thousand									2025/26	Budget Year 2026/27						
Function	Project Description	Project Number	MTDP Service Outcome	IUDF	Own Strategic Objectives	Ward Location	GPS Longitude	GPS Lattitude	Audited Outcome	Original Budget	Adjusted Budget	YearTD actual	YearTD budget	YTD variance	YTD variance %	Full Year Forecast
Governance and administration	Freedom Paddle	S26.00086	*Enabling environment for investment and improved competitiveness*	*Growth*	Investment and Partnership Devel Program	200	18.5949097	*-33.89079226*	50	–	–	–	–	–	-	–
Governance and administration	Lipton Cup Challenge	S26.00087	*Enabling environment for investment and improved competitiveness*	*Growth*	Investment and Partnership Devel Program	200	18.5949097	*-33.89079226*	150	–	–	–	–	–	-	–
Governance and administration	Killarney Motor Show	S26.00088	*Enabling environment for investment and improved competitiveness*	*Growth*	Investment and Partnership Devel Program	200	18.5949097	*-33.89079226*	150	–	–	–	–	–	-	–
Governance and administration	Streetopia-Metro Police	S26.00089-MP	*Enabling environment for investment and improved competitiveness*	*Growth*	Investment and Partnership Devel Program	200	18.5949097	*-33.89079226*	24	–	–	–	–	–	-	–
Governance and administration	Svw-Cleansing	S26.00091-CL	*Enabling environment for investment and improved competitiveness*	*Growth*	Investment and Partnership Devel Program	200	18.5949097	*-33.89079226*	40	–	–	–	–	–	-	–
Governance and administration	Svw-Civic Security Costs	S26.00091-CS	*Enabling environment for investment and improved competitiveness*	*Growth*	Investment and Partnership Devel Program	200	18.5949097	*-33.89079226*	2	–	–	–	–	–	-	–
Governance and administration	Svw-Dhl Stadium	S26.00091-DH	*Enabling environment for investment and improved competitiveness*	*Growth*	Investment and Partnership Devel Program	200	18.5949097	*-33.89079226*	1 600	–	–	–	–	–	-	–
Governance and administration	Svw-Disaster Risk Management	S26.00091-DR	*Enabling environment for investment and improved competitiveness*	*Growth*	Investment and Partnership Devel Program	200	18.5949097	*-33.89079226*	59	–	–	–	–	–	-	–
Governance and administration	Svw-Disaster Risk Volunteers	S26.00091-DV	*Enabling environment for investment and improved competitiveness*	*Growth*	Investment and Partnership Devel Program	200	18.5949097	*-33.89079226*	28	–	–	–	–	–	-	–
Governance and administration	Svw-Fire Services	S26.00091-FS	*Enabling environment for investment and improved competitiveness*	*Growth*	Investment and Partnership Devel Program	200	18.5949097	*-33.89079226*	10	–	–	–	–	–	-	–
Governance and administration	Svw-Health Services	S26.00091-HS	*Enabling environment for investment and improved competitiveness*	*Growth*	Investment and Partnership Devel Program	200	18.5949097	*-33.89079226*	21	–	–	–	–	–	-	–
Governance and administration	Svw-Law Enforcement	S26.00091-LE	*Enabling environment for investment and improved competitiveness*	*Growth*	Investment and Partnership Devel Program	200	18.5949097	*-33.89079226*	137	–	–	–	–	–	-	–
Governance and administration	Svw-Lampole Flags	S26.00091-LP	*Enabling environment for investment and improved competitiveness*	*Growth*	Investment and Partnership Devel Program	200	18.5949097	*-33.89079226*	218	–	–	–	–	–	-	–
Governance and administration	Svw-Myciti Services	S26.00091-MC	*Enabling environment for investment and improved competitiveness*	*Growth*	Investment and Partnership Devel Program	200	18.5949097	*-33.89079226*	283	–	–	–	–	–	-	–
Governance and administration	Svw-Metro Police	S26.00091-MP	*Enabling environment for investment and improved competitiveness*	*Growth*	Investment and Partnership Devel Program	200	18.5949097	*-33.89079226*	189	–	–	–	–	–	-	–
Governance and administration	Svw-Tda Ot	S26.00091-TD	*Enabling environment for investment and improved competitiveness*	*Growth*	Investment and Partnership Devel Program	200	18.5949097	*-33.89079226*	8	–	–	–	–	–	-	–
Governance and administration	Svw-Traffic And Transport Services	S26.00091-TT	*Enabling environment for investment and improved competitiveness*	*Growth*	Investment and Partnership Devel Program	200	18.5949097	*-33.89079226*	676	–	–	–	–	–	-	–
Governance and administration	Ctfr-Traffic Services	S26.00092-TS	*Enabling environment for investment and improved competitiveness*	*Growth*	Investment and Partnership Devel Program	200	18.5949097	*-33.89079226*	88	–	–	–	–	–	-	–
Economic and environmental services	Metropolitan Crash Data Bureau	S26.00093	*Skills for the economy*	*Growth*	Sustain,eff,safe & afford travel opt oth	200	18.5949097	*-33.89079226*	680	13	13	–	1	(1)	-100.0%	13
Governance and administration	Data Management: Shared Services	S26.00094	*Skills for the economy*	*Growth*	Sustain,eff,safe & afford travel opt oth	200	18.5949097	*-33.89079226*	(24)	7	7	–	1	(1)	-100.0%	7
Economic and environmental services	Epwp- Asset Verification	S26.00095	*Skills for the economy*	*Growth*	Sustain,eff,safe & afford travel opt oth	200	18.5949097	*-33.89079226*	667	15	15	–	1	(1)	-100.0%	15
Economic and environmental services	Roads & Stormwater Maintenance	S26.00096	*Skills for the economy*	*Growth*	Sustain,eff,safe & afford travel opt oth	200	18.5949097	*-33.89079226*	806	15	15	–	1	(1)	-100.0%	15
Economic and environmental services	Filing And Registry	S26.00097	*Skills for the economy*	*Growth*	Sustain,eff,safe & afford travel opt oth	200	18.5949097	*-33.89079226*	17	0	0	–	–	–	-	0
Governance and administration	Tss Reception Project	S26.00098	*Skills for the economy*	*Growth*	Sustain,eff,safe & afford travel opt oth	200	18.5949097	*-33.89079226*	62	2	2	–	–	–	-	2
Economic and environmental services	Public Transport: Support Operations Pro	S26.00099	*Skills for the economy*	*Growth*	Sustain,eff,safe & afford travel opt oth	200	18.5949097	*-33.89079226*	17	0	0	–	–	–	-	0
Economic and environmental services	Philippi Erf 5268 Subdivision & Rezoning	S26.00100	*Reduced poverty and improved livelihoods*	*Spatial integration*	Targeted Urban Development Programme	200	18.5949097	*-33.89079226*	711	–	–	–	–	–	-	–
Trading services	Csrm-Planners-Central Region	S26.00102-CS.CR	*Improved service delivery in the local government sphere*	*Spatial integration*	Healthy urban waterways programme	200	18.5949097	*-33.89079226*	2 499	–	–	–	–	–	-	–
Trading services	Csrm-Planners-East Region	S26.00102-CS.ER	*Improved service delivery in the local government sphere*	*Spatial integration*	Healthy urban waterways programme	200	18.5949097	*-33.89079226*	3 513	–	–	–	–	–	-	–
Trading services	Csrm-Planners-North Region	S26.00102-CS.NR	*Improved service delivery in the local government sphere*	*Spatial integration*	Healthy urban waterways programme	201	18.5949097	*-33.89079226*	6 711	–	–	–	–	–	-	–
Trading services	Csrm-Planners-South Region	S26.00102-CS.SR	*Improved service delivery in the local government sphere*	*Spatial integration*	Healthy urban waterways programme	201	18.5949097	*-33.89079226*	5 891	–	–	–	–	–	-	–
Trading services	Csrm-Strategy And Specialist Support	S26.00102-CS.SS	*Improved service delivery in the local government sphere*	*Spatial integration*	Healthy urban waterways programme	200	18.5949097	*-33.89079226*	1 191	–	–	–	–	–	-	–
Community and public safety	Labour Costs_ Le Expansion Programme	S26.00104-F1.LC	*Enhanced peace and security in Africa*	*Governance*	Effct law enfrcmnt to make comm safer ot	200	18.5949097	*-33.89079226*	3 310	4 300	4 300	919	919	–	-	4 300
Community and public safety	Uniform_Le Expansion Programme	S26.00104-F1.UN	*Enhanced peace and security in Africa*	*Governance*	Effct law enfrcmnt to make comm safer ot	200	18.5949097	*-33.89079226*	69	70	70	(343)	–	(343)	100.0%	70
Economic and environmental services	Audit Readiness	S26.00105-AR	*Increased employment and work opportunities*	*Inclusion & access*	Inclusive econ develop & growth programe	200	18.5949097	*-33.89079226*	1 771	–	–	9	–	9	100.0%	–
Economic and environmental services	Data Centre Skills Project	S26.00105-CS	*Increased employment and work opportunities*	*Inclusion & access*	Inclusive econ develop & growth programe	200	18.5949097	*-33.89079226*	1 509	–	–	–	–	–	-	–
Economic and environmental services	Epwp Data Centre Capturing Project	S26.00105-DC	*Increased employment and work opportunities*	*Inclusion & access*	Inclusive econ develop & growth programe	200	18.5949097	*-33.89079226*	199	–	–	–	–	–	-	–
Economic and environmental services	Jobseeker Campaign For Cro Office	S26.00105-JC	*Increased employment and work opportunities*	*Inclusion & access*	Inclusive econ develop & growth programe	200	18.5949097	*-33.89079226*	2 060	–	–	–	–	–	-	–
Economic and environmental services	Hr Epwp Payroll And Personnel	S26.00105-PL	*Increased employment and work opportunities*	*Inclusion & access*	Inclusive econ develop & growth programe	200	18.5949097	*-33.89079226*	556	–	–	–	–	–	-	–
Economic and environmental services	The Aed Support Programme	S26.00105-SP	*Increased employment and work opportunities*	*Inclusion & access*	Inclusive econ develop & growth programe	200	18.5949097	*-33.89079226*	3 121	–	–	–	–	–	-	–
Economic and environmental services	EPWP Transversal Support	S26.00105-TS	*Increased employment and work opportunities*	*Inclusion & access*	Inclusive econ develop & growth programe	200	18.5949097	*-33.89079226*	1 063	–	–	584	–	584	100.0%	–
Economic and environmental services	Waste Warriors 2 (Ww2) School-Based Re	S26.00105-WW	*Increased employment and work opportunities*	*Inclusion & access*	Inclusive econ develop & growth programe	200	18.5949097	*-33.89079226*	74	–	–	–	–	–	-	–
Economic and environmental services	Buitengracht Gateway	S26.00106	*Reduced poverty and improved livelihoods*	*Spatial integration*	Targeted Urban Development Programme	200	18.5949097	*-33.89079226*	4 957	–	–	–	–	–	-	–

R thousand									2025/26	Budget Year 2026/27						
Function	Project Description	Project Number	MTDP Service Outcome	IUDF	Own Strategic Objectives	Ward Location	GPS Longitude	GPS Lattitude	Audited Outcome	Original Budget	Adjusted Budget	YearTD actual	YearTD budget	YTD variance	YTD variance %	Full Year Forecast
Governance and administration	Loeries Creative Week	S26.00107	*Enabling environment for investment and improved competitiveness*	*Growth*	Investment and Partnership Devel Program	200	18.5949097	*-33.89079226*	3 630	–	–	–	–	–	-	–
Economic and environmental services	Epwp Aed North Community Ambassador	S26.00109	*Increased infrastructure investment, access, and efficiency*	*Inclusion and access*	Increase Jobs &Investment CT economy oth	115	18.43740852	*-33.92458525*	332	–	–	–	–	–	-	–
Governance and administration	Last Night Of The Proms	S26.00111	*Enabling environment for investment and improved competitiveness*	*Growth*	Investment and Partnership Devel Program	200	18.5949097	*-33.89079226*	60	–	–	–	–	–	-	–
Governance and administration	Circa (Bains) Cape Town Open	S26.00112	*Enabling environment for investment and improved competitiveness*	*Growth*	Investment and Partnership Devel Program	200	18.5949097	*-33.89079226*	2 205	–	–	–	–	–	-	–
Governance and administration	Cape Town Ladies Open	S26.00113	*Enabling environment for investment and improved competitiveness*	*Growth*	Investment and Partnership Devel Program	200	18.5949097	*-33.89079226*	328	–	–	–	–	–	-	–
Governance and administration	Investec Sa Womens Open	S26.00114	*Enabling environment for investment and improved competitiveness*	*Growth*	Investment and Partnership Devel Program	200	18.5949097	*-33.89079226*	1 874	–	–	–	–	–	-	–
Governance and administration	Comic Con Cape Town	S26.00115	*Enabling environment for investment and improved competitiveness*	*Growth*	Investment and Partnership Devel Program	200	18.5949097	*-33.89079226*	1 544	–	–	–	–	–	-	–
Community and public safety	Labour_Clerks: Public Safety 25-26	S26.00116-F1.LC	*Enhanced peace and security in Africa*	*Governance*	Effct law enfrcmnt to make comm safer ot	201	18.5949097	*-33.89079226*	1 335	1 446	1 446	–	0	(0)	-100.0%	1 446
Community and public safety	Stationary_Clerks: Public Safety 25-26	S26.00116-F1.ST	*Enhanced peace and security in Africa*	*Governance*	Effct law enfrcmnt to make comm safer ot	201	18.5949097	*-33.89079226*	19	19	19	–	12	(12)	-100.0%	19
Community and public safety	Training_Clerks: Public Safety 25-26	S26.00116-F1.TR	*Enhanced peace and security in Africa*	*Governance*	Effct law enfrcmnt to make comm safer ot	201	18.5949097	*-33.89079226*	158	–	–	–	–	–	-	–
Community and public safety	Cleaning Costs: Le Cleanup 25-26	S26.00117-F1.CL	*Enhanced peace and security in Africa*	*Governance*	Effct law enfrcmnt to make comm safer ot	200	18.5949097	*-33.89079226*	6	–	–	–	–	–	-	–
Community and public safety	Food & Beverage: Le Cleanup 25-26	S26.00117-F1.FD	*Enhanced peace and security in Africa*	*Governance*	Effct law enfrcmnt to make comm safer ot	200	18.5949097	*-33.89079226*	9	–	–	–	–	–	-	–
Community and public safety	Fuel: Le Clean Up Teams 25-26	S26.00117-F1.FL	*Enhanced peace and security in Africa*	*Governance*	Effct law enfrcmnt to make comm safer ot	201	18.5949097	*-33.89079226*	160	800	800	–	–	–	-	800
Community and public safety	Hired Vehicles: Le Clean Up Teams 25-26	S26.00117-F1.HV	*Enhanced peace and security in Africa*	*Governance*	Effct law enfrcmnt to make comm safer ot	201	18.5949097	*-33.89079226*	717	800	800	–	–	–	-	800
Community and public safety	Labour Costs	S26.00117-F1.LC	*Enhanced peace and security in Africa*	*Governance*	Effct law enfrcmnt to make comm safer ot	201	18.5949097	*-33.89079226*	2 862	4 537	4 537	37	37	–	-	4 537
Community and public safety	Mat,Tool & Consumables:Le Clean Up 25-26	S26.00117-F1.MC	*Enhanced peace and security in Africa*	*Governance*	Effct law enfrcmnt to make comm safer ot	201	18.5949097	*-33.89079226*	53	450	450	–	–	–	-	450
Community and public safety	Training:Le Clean Up Teams 25-26	S26.00117-F1.TR	*Enhanced peace and security in Africa*	*Governance*	Effct law enfrcmnt to make comm safer ot	201	18.5949097	*-33.89079226*	28	–	–	–	–	–	-	–
Community and public safety	Uniform & Protective Clothing 25-26	S26.00117-F1.UN	*Enhanced peace and security in Africa*	*Governance*	Effct law enfrcmnt to make comm safer ot	201	18.5949097	*-33.89079226*	11	500	500	–	–	–	-	500
Economic and environmental services	Removal Of Unauthorised Signage Term Ten	S26.00120	*Improved service delivery in the local government sphere*	*Spatial integration*	Environm & Biodiversity Managt Programme	201	18.5949097	*-33.89079226*	417	800	800	–	–	–	-	800
Economic and environmental services	Arderne Gardens Chalet Roof	S26.00125	*Improved service delivery in the local government sphere*	*Spatial integration*	Environm & Biodiversity Managt Programme	200	18.5949097	*-33.89079226*	1 856	–	–	–	–	–	-	–
Economic and environmental services	Technical Support	S26.00127-PS.01	*Reduced poverty and improved livelihoods*	*Spatial integration*	Targeted Urban Development Programme	200	18.5949097	*-33.89079226*	3 528	–	–	–	–	–	-	–
Economic and environmental services	East	S26.00127-PS.03	*Reduced poverty and improved livelihoods*	*Spatial integration*	Targeted Urban Development Programme	200	18.5949097	*-33.89079226*	1 888	–	–	–	–	–	-	–
Economic and environmental services	South	S26.00127-PS.05	*Reduced poverty and improved livelihoods*	*Spatial integration*	Targeted Urban Development Programme	200	18.5949097	*-33.89079226*	610	–	–	–	–	–	-	–
Economic and environmental services	Image And Licencing Renewals Nelson Mand	S26.00129	*Improved service delivery in the local government sphere*	*Spatial integration*	Environm & Biodiversity Managt Programme	200	18.5949097	*-33.89079226*	500	500	500	–	–	–	-	500
Economic and environmental services	Preswhich Memorial Public Participation	S26.00130	*Improved service delivery in the local government sphere*	*Spatial integration*	Environm & Biodiversity Managt Programme	200	18.5949097	*-33.89079226*	399	700	700	–	–	–	-	700
Economic and environmental services	Philippi Economic Development Initiative	S26.00131	*Reduced poverty and improved livelihoods*	*Spatial integration*	Targeted Urban Development Programme	200	18.5949097	*-33.89079226*	5 500	5 500	–	–	–	–	-	–
Economic and environmental services	National Sea Rescue Institute (Nsri)	S26.00132	*Improved service delivery in the local government sphere*	*Spatial integration*	Coastal Programme	200	18.5949097	*-33.89079226*	60	60	60	–	–	–	-	60
Economic and environmental services	Sanccob Non-Profit Organisation	S26.00133	*Improved service delivery in the local government sphere*	*Spatial integration*	Coastal Programme	200	18.5949097	*-33.89079226*	1 300	1 500	1 500	1 500	1 500	–	-	1 500
Economic and environmental services	Two Oceans Aquarium Foundation	S26.00134	*Improved service delivery in the local government sphere*	*Spatial integration*	Coastal Programme	200	18.5949097	*-33.89079226*	250	260	260	–	–	–	-	260
Community and public safety	Admin Support	S26.00135-01	*Improved service delivery in the local government sphere*	*Inclusion & access*	Quality Community facilities programme	200	18.5949097	*-33.89079226*	913	–	–	–	–	–	-	–
Community and public safety	Assets , Insurance And Fleet Support	S26.00135-02	*Improved service delivery in the local government sphere*	*Inclusion & access*	Quality Community facilities programme	200	18.5949097	*-33.89079226*	66	–	–	–	–	–	-	–
Community and public safety	Cdu Support Project	S26.00135-03	*Improved service delivery in the local government sphere*	*Inclusion & access*	Quality Community facilities programme	200	18.5949097	*-33.89079226*	207	–	–	–	–	–	-	–
Community and public safety	Epwp Cleaning	S26.00135-04	*Improved service delivery in the local government sphere*	*Inclusion & access*	Quality Community facilities programme	200	18.5949097	*-33.89079226*	562	–	–	–	–	–	-	–
Community and public safety	Lis Courier Support	S26.00135-05	*Improved service delivery in the local government sphere*	*Inclusion & access*	Quality Community facilities programme	200	18.5949097	*-33.89079226*	217	–	–	–	–	–	-	–
Community and public safety	Lis Work Study Project	S26.00135-06	*Improved service delivery in the local government sphere*	*Inclusion & access*	Quality Community facilities programme	200	18.5949097	*-33.89079226*	525	–	–	–	–	–	-	–
Economic and environmental services	Nature Connect Trust	S26.00136	*Improved service delivery in the local government sphere*	*Spatial integration*	Environm & Biodiversity Managt Programme	200	18.5949097	*-33.89079226*	810	810	810	–	–	–	-	810
Economic and environmental services	Western Cape Economic Development Partne	S26.00137	*Improved service delivery in the local government sphere*	*Spatial integration*	Environm & Biodiversity Managt Programme	200	18.5949097	*-33.89079226*	335	385	385	–	32	(32)	-100.0%	385
Economic and environmental services	Overlay Zones	S26.00138	*Reduced poverty and improved livelihoods*	*Governance*	Spatial Integration & Transform Program	200	18.5949097	*-33.89079226*	1 814	–	–	–	–	–	-	–
Economic and environmental services	Phase 1 - Ablution Block	S26.00139-P1	*Reduced poverty and improved livelihoods*	*Governance*	Spatial Integration & Transform Program	200	18.5949097	*-33.89079226*	1 260	–	–	–	–	–	-	–
Economic and environmental services	Phase 2 - Full Square	S26.00139-P2	*Reduced poverty and improved livelihoods*	*Governance*	Spatial Integration & Transform Program	200	18.5949097	*-33.89079226*	1 077	–	–	–	–	–	-	–
Economic and environmental services	Wynberg Living Street - Maynardville Par	S26.00140	*Reduced poverty and improved livelihoods*	*Governance*	Spatial Integration & Transform Program	200	18.5949097	*-33.89079226*	1 351	–	–	–	–	–	-	–
Economic and environmental services	Small Scale Developer & Development Faci	S26.00141	*Reduced poverty and improved livelihoods*	*Governance*	Spatial Integration & Transform Program	200	18.5949097	*-33.89079226*	822	–	–	–	–	–	-	–

R thousand									2025/26	Budget Year 2026/27						
Function	Project Description	Project Number	MTDP Service Outcome	IUDF	Own Strategic Objectives	Ward Location	GPS Longitude	GPS Lattitude	Audited Outcome	Original Budget	Adjusted Budget	YearTD actual	YearTD budget	YTD variance	YTD variance %	Full Year Forecast
Economic and environmental services	Small Scale Rental Focus Areas: Market S	S26.00142	*Reduced poverty and improved livelihoods*	*Governance*	Spatial Integration & Transform Program	200	18.5949097	*-33.89079226*	1 000	–	–	–	–	–	-	–
Economic and environmental services	Inner City Brand Project Npo	S26.00143	*Reduced poverty and improved livelihoods*	*Governance*	Spatial Integration & Transform Program	200	18.5949097	*-33.89079226*	10 000	10 000	10 000	–	–	–	-	10 000
Economic and environmental services	Bellville Road Schemes	S26.00144	*Reduced poverty and improved livelihoods*	*Spatial integration*	Targeted Urban Development Programme	200	18.5949097	*-33.89079226*	3 876	–	–	–	–	–	-	–
Economic and environmental services	Strand Steet Quarry	S26.00146	*Reduced poverty and improved livelihoods*	*Spatial integration*	Targeted Urban Development Programme	200	18.5949097	*-33.89079226*	271	–	–	–	–	–	-	–
Economic and environmental services	Philippi Joe Gqabi	S26.00147	*Reduced poverty and improved livelihoods*	*Spatial integration*	Targeted Urban Development Programme	200	18.5949097	*-33.89079226*	193	–	–	–	–	–	-	–
Economic and environmental services	Sustainable Neighbourhood	S26.00148	*Reduced poverty and improved livelihoods*	*Spatial integration*	Targeted Urban Development Programme	200	18.5949097	*-33.89079226*	847	–	–	–	–	–	-	–
Community and public safety	Watchroom Clerks - Operating	S26.00149-F1.OP	*Improved service delivery in the local government sphere*	*Governance*	Disaster Risk Reduct and Respnse Program	200	18.5949097	*-33.89079226*	9	–	–	–	–	–	-	–
Community and public safety	Watchroom Clerks - Salaries	S26.00149-F1.SL	*Improved service delivery in the local government sphere*	*Governance*	Disaster Risk Reduct and Respnse Program	200	18.5949097	*-33.89079226*	703	–	–	–	–	–	-	–
Economic and environmental services	Philippi Stock Rd	S26.00150	*Reduced poverty and improved livelihoods*	*Spatial integration*	Targeted Urban Development Programme	200	18.5949097	*-33.89079226*	1 192	–	–	–	–	–	-	–
Community and public safety	Workers (Hydrant)- Operating	S26.00151-F1.OP	*Improved service delivery in the local government sphere*	*Governance*	Disaster Risk Reduct and Respnse Program	200	18.5949097	*-33.89079226*	39	–	–	–	–	–	-	–
Community and public safety	Workers (Hydrant)- Salaries	S26.00151-F1.SL	*Improved service delivery in the local government sphere*	*Governance*	Disaster Risk Reduct and Respnse Program	200	18.5949097	*-33.89079226*	640	–	–	–	–	–	-	–
Economic and environmental services	Athlone Dulcie September	S26.00152	*Reduced poverty and improved livelihoods*	*Spatial integration*	Targeted Urban Development Programme	200	18.5949097	*-33.89079226*	2 359	–	–	–	–	–	-	–
Community and public safety	Epwp Clerks-Salaries	S26.00153-F1.SL	*Improved service delivery in the local government sphere*	*Governance*	Disaster Risk Reduct and Respnse Program	200	18.5949097	*-33.89079226*	108	–	–	–	–	–	-	–
Economic and environmental services	Claremont Montrose Malone	S26.00154	*Reduced poverty and improved livelihoods*	*Spatial integration*	Targeted Urban Development Programme	200	18.5949097	*-33.89079226*	3 526	–	–	–	–	–	-	–
Governance and administration	Khayelitsha Athletics Club Annual Race	S26.00156	*Enabling environment for investment and improved competitiveness*	*Growth*	Investment and Partnership Devel Program	200	18.5949097	*-33.89079226*	2	–	–	–	–	–	-	–
Governance and administration	Kacar-Disaster Risk Management	S26.00156-DR	*Enabling environment for investment and improved competitiveness*	*Growth*	Investment and Partnership Devel Program	200	18.5949097	*-33.89079226*	3	–	–	–	–	–	-	–
Governance and administration	Kacar-Law Enforcement	S26.00156-LE	*Enabling environment for investment and improved competitiveness*	*Growth*	Investment and Partnership Devel Program	200	18.5949097	*-33.89079226*	3	–	–	–	–	–	-	–
Governance and administration	Kacar-Metro Police	S26.00156-MP	*Enabling environment for investment and improved competitiveness*	*Growth*	Investment and Partnership Devel Program	200	18.5949097	*-33.89079226*	23	–	–	–	–	–	-	–
Governance and administration	Kacar-Traffic Services	S26.00156-TS	*Enabling environment for investment and improved competitiveness*	*Growth*	Investment and Partnership Devel Program	200	18.5949097	*-33.89079226*	36	–	–	–	–	–	-	–
Governance and administration	Votwr-Traffic Services	S26.00157-TS	*Enabling environment for investment and improved competitiveness*	*Growth*	Investment and Partnership Devel Program	200	18.5949097	*-33.89079226*	30	–	–	–	–	–	-	–
Governance and administration	Kapstadt Cup Fence	S26.00158-FC	*Enabling environment for investment and improved competitiveness*	*Growth*	Investment and Partnership Devel Program	200	18.5949097	*-33.89079226*	129	–	–	–	–	–	-	–
Governance and administration	Kc-Traffic Services	S26.00158-TS	*Enabling environment for investment and improved competitiveness*	*Growth*	Investment and Partnership Devel Program	200	18.5949097	*-33.89079226*	15	–	–	–	–	–	-	–
Governance and administration	Sanlam Cape Town Marathon	S26.00159	*Enabling environment for investment and improved competitiveness*	*Growth*	Investment and Partnership Devel Program	200	18.5949097	*-33.89079226*	21	–	–	–	–	–	-	–
Governance and administration	Sctm-Dhl Stadium	S26.00159-DH	*Enabling environment for investment and improved competitiveness*	*Growth*	Investment and Partnership Devel Program	200	18.5949097	*-33.89079226*	570	–	–	–	–	–	-	–
Governance and administration	Sctm-Disaster Risk Management	S26.00159-DR	*Enabling environment for investment and improved competitiveness*	*Growth*	Investment and Partnership Devel Program	200	18.5949097	*-33.89079226*	35	–	–	–	–	–	-	–
Governance and administration	Sctm-Law Enforcement	S26.00159-LE	*Enabling environment for investment and improved competitiveness*	*Growth*	Investment and Partnership Devel Program	200	18.5949097	*-33.89079226*	135	–	–	–	–	–	-	–
Governance and administration	Sctm-Myciti	S26.00159-MC	*Enabling environment for investment and improved competitiveness*	*Growth*	Investment and Partnership Devel Program	200	18.5949097	*-33.89079226*	83	–	–	–	–	–	-	–
Governance and administration	Sctm-Metro Police	S26.00159-MP	*Enabling environment for investment and improved competitiveness*	*Growth*	Investment and Partnership Devel Program	200	18.5949097	*-33.89079226*	225	–	–	–	–	–	-	–
Governance and administration	Sctm-Rec And Park	S26.00159-RP	*Enabling environment for investment and improved competitiveness*	*Growth*	Investment and Partnership Devel Program	200	18.5949097	*-33.89079226*	2	–	–	–	–	–	-	–
Governance and administration	Sctm-Security	S26.00159-SS	*Enabling environment for investment and improved competitiveness*	*Growth*	Investment and Partnership Devel Program	200	18.5949097	*-33.89079226*	2	–	–	–	–	–	-	–
Governance and administration	Sctm-Traffic Services	S26.00159-TS	*Enabling environment for investment and improved competitiveness*	*Growth*	Investment and Partnership Devel Program	200	18.5949097	*-33.89079226*	1 386	–	–	–	–	–	-	–
Governance and administration	Safa Ctccf-Disaster	S26.00160-DR	*Enabling environment for investment and improved competitiveness*	*Growth*	Investment and Partnership Devel Program	200	18.5949097	*-33.89079226*	19	–	–	–	–	–	-	–
Governance and administration	Safa Ctccf-Fire Services	S26.00160-FS	*Enabling environment for investment and improved competitiveness*	*Growth*	Investment and Partnership Devel Program	200	18.5949097	*-33.89079226*	7	–	–	–	–	–	-	–
Governance and administration	Safa Ctccf-Law Enforcement	S26.00160-LE	*Enabling environment for investment and improved competitiveness*	*Growth*	Investment and Partnership Devel Program	200	18.5949097	*-33.89079226*	13	–	–	–	–	–	-	–
Governance and administration	Safa Ctccf-Metro Police	S26.00160-MP	*Enabling environment for investment and improved competitiveness*	*Growth*	Investment and Partnership Devel Program	200	18.5949097	*-33.89079226*	28	–	–	–	–	–	-	–
Governance and administration	Safa Ctccf-Traffic Services	S26.00160-TS	*Enabling environment for investment and improved competitiveness*	*Growth*	Investment and Partnership Devel Program	200	18.5949097	*-33.89079226*	60	–	–	–	–	–	-	–
Governance and administration	V&A Waterfront New Years Eve	S26.00161	*Enabling environment for investment and improved competitiveness*	*Growth*	Investment and Partnership Devel Program	200	18.5949097	*-33.89079226*	500	–	–	–	–	–	-	–
Governance and administration	Kkmpf-Ablutions	S26.00162-AB	*Enabling environment for investment and improved competitiveness*	*Growth*	Investment and Partnership Devel Program	200	18.5949097	*-33.89079226*	38	–	–	–	–	–	-	–
Governance and administration	Kkmpf-Disaster Risk Management	S26.00162-DR	*Enabling environment for investment and improved competitiveness*	*Growth*	Investment and Partnership Devel Program	200	18.5949097	*-33.89079226*	50	–	–	–	–	–	-	–
Governance and administration	Kkmpf-Electrical Works	S26.00162-EW	*Enabling environment for investment and improved competitiveness*	*Growth*	Investment and Partnership Devel Program	200	18.5949097	*-33.89079226*	590	–	–	–	–	–	-	–
Governance and administration	Kkmpf-Fencing	S26.00162-FC	*Enabling environment for investment and improved competitiveness*	*Growth*	Investment and Partnership Devel Program	200	18.5949097	*-33.89079226*	90	–	–	–	–	–	-	–
Governance and administration	Kkmpf-Law Enforcement	S26.00162-LE	*Enabling environment for investment and improved competitiveness*	*Growth*	Investment and Partnership Devel Program	200	18.5949097	*-33.89079226*	53	–	–	–	–	–	-	–

R thousand									2025/26	Budget Year 2026/27						
Function	Project Description	Project Number	MTDP Service Outcome	IUDF	Own Strategic Objectives	Ward Location	GPS Longitude	GPS Lattitude	Audited Outcome	Original Budget	Adjusted Budget	YearTD actual	YearTD budget	YTD variance	YTD variance %	Full Year Forecast
Governance and administration	Kkmpf-Marquees	S26.00162-MQ	*Enabling environment for investment and improved competitiveness*	*Growth*	Investment and Partnership Devel Program	200	18.5949097	*-33.89079226*	142	–	–	–	–	–	-	–
Governance and administration	Transport Shared Services Project	S26.00163	*Skills for the economy*	*Growth*	Sustain,eff,safe & afford travel opt oth	200	18.5949097	*-33.89079226*	279	6	6	–	1	(1)	-100.0%	6
Governance and administration	Youth Empowerment Services (Yes) Project	S26.00173	*Skills for the economy*	*Growth*	Sustain,eff,safe & afford travel opt oth	200	18.5949097	*-33.89079226*	1 775	36	36	(178)	4	(183)	-4456.9%	36
Economic and environmental services	Sports Rd Housing	S26.00174	*Reduced poverty and improved livelihoods*	*Spatial integration*	Targeted Urban Development Programme	200	18.5949097	*-33.89079226*	329	–	–	–	–	–	-	–
Other	Decorex	S26.00175	*Increased infrastructure investment, access, and efficiency*	*Inclusion and access*	Increase Jobs &Investment CT economy oth	200	18.5949097	*-33.89079226*	200	–	–	–	–	–	-	–
Other	Africa Energy Indaba	S26.00176	*Increased infrastructure investment, access, and efficiency*	*Inclusion and access*	Increase Jobs &Investment CT economy oth	200	18.5949097	*-33.89079226*	200	–	–	–	–	–	-	–
Other	10Th Africa Women Innovation And Entrepr	S26.00177	*Increased infrastructure investment, access, and efficiency*	*Inclusion and access*	Increase Jobs &Investment CT economy oth	200	18.5949097	*-33.89079226*	200	–	–	–	–	–	-	–
Other	Africa Green Economy Summit	S26.00179	*Increased infrastructure investment, access, and efficiency*	*Inclusion and access*	Increase Jobs &Investment CT economy oth	200	18.5949097	*-33.89079226*	200	–	–	–	–	–	-	–
Other	Allfashion Sourcing	S26.00180	*Increased infrastructure investment, access, and efficiency*	*Inclusion and access*	Increase Jobs &Investment CT economy oth	200	18.5949097	*-33.89079226*	100	–	–	–	–	–	-	–
Economic and environmental services	Aj West Affordable Housing	S26.00182	*Reduced poverty and improved livelihoods*	*Spatial integration*	Targeted Urban Development Programme	200	18.5949097	*-33.89079226*	304	–	–	–	–	–	-	–
Governance and administration	Fnb Wine2Whales	S26.00183	*Enabling environment for investment and improved competitiveness*	*Growth*	Investment and Partnership Devel Program	200	18.5949097	*-33.89079226*	399	–	–	–	–	–	-	–
Economic and environmental services	River Warden Programme	S26.00184	*Improved service delivery in the local government sphere*	*Spatial integration*	Environm & Biodiversity Managt Programme	200	18.5949097	*-33.89079226*	–	12 000	12 000	21	9	13	148.7%	12 000
Economic and environmental services	Ppe Y1	S26.00184-PP	*Improved service delivery in the local government sphere*	*Spatial integration*	Environm & Biodiversity Managt Programme	200	18.5949097	*-33.89079226*	110	136	136	–	11	(11)	-100.0%	136
Economic and environmental services	Tools & Equipment Y1	S26.00184-TE	*Improved service delivery in the local government sphere*	*Spatial integration*	Environm & Biodiversity Managt Programme	200	18.5949097	*-33.89079226*	86	138	138	–	13	(13)	-100.0%	138
Economic and environmental services	Training Y1	S26.00184-TG	*Improved service delivery in the local government sphere*	*Spatial integration*	Environm & Biodiversity Managt Programme	200	18.5949097	*-33.89079226*	514	–	–	–	–	–	-	–
Economic and environmental services	Total Wages	S26.00184-TW	*Improved service delivery in the local government sphere*	*Spatial integration*	Environm & Biodiversity Managt Programme	200	18.5949097	*-33.89079226*	4 256	3 487	3 487	220	–	220	100.0%	3 487
Economic and environmental services	Elsies River/Salberu Subdivision	S26.00185	*Reduced poverty and improved livelihoods*	*Governance*	Spatial Integration & Transform Program	200	18.5949097	*-33.89079226*	65	–	–	–	–	–	-	–
Governance and administration	Bac-Traffic Services	S26.00186-TS	*Enabling environment for investment and improved competitiveness*	*Growth*	Investment and Partnership Devel Program	200	18.5949097	*-33.89079226*	2	–	–	–	–	–	-	–
Economic and environmental services	Polyphagous Shot Hole Borer Beetle Progr	S26.00187	*Improved service delivery in the local government sphere*	*Spatial integration*	Environm & Biodiversity Managt Programme	200	18.5949097	*-33.89079226*	30	–	–	(21)	–	(21)	100.0%	–
Economic and environmental services	Consultant Rfq For R	S26.00187-CR	*Improved service delivery in the local government sphere*	*Spatial integration*	Environm & Biodiversity Managt Programme	200	18.5949097	*-33.89079226*	200	200	200	–	–	–	-	200
Economic and environmental services	Media Campaign	S26.00187-MC	*Improved service delivery in the local government sphere*	*Spatial integration*	Environm & Biodiversity Managt Programme	200	18.5949097	*-33.89079226*	–	200	200	–	–	–	-	200
Economic and environmental services	Tree Removal And Man	S26.00187-TR	*Improved service delivery in the local government sphere*	*Spatial integration*	Environm & Biodiversity Managt Programme	200	18.5949097	*-33.89079226*	1 202	1 312	1 312	–	48	(48)	-100.0%	1 312
Economic and environmental services	Epwp Wages: Mjcp	S26.00187-WS	*Improved service delivery in the local government sphere*	*Spatial integration*	Environm & Biodiversity Managt Programme	200	18.5949097	*-33.89079226*	4 433	3 089	5 642	7	230	(223)	-96.9%	5 642
Governance and administration	Agiv-Disaster Risk Management	S26.00188-DR	*Enabling environment for investment and improved competitiveness*	*Growth*	Investment and Partnership Devel Program	200	18.5949097	*-33.89079226*	33	–	–	–	–	–	-	–
Governance and administration	Agiv-Fire Services	S26.00188-FS	*Enabling environment for investment and improved competitiveness*	*Growth*	Investment and Partnership Devel Program	200	18.5949097	*-33.89079226*	6	–	–	–	–	–	-	–
Governance and administration	Agiv-Health Services	S26.00188-HS	*Enabling environment for investment and improved competitiveness*	*Growth*	Investment and Partnership Devel Program	200	18.5949097	*-33.89079226*	11	–	–	–	–	–	-	–
Governance and administration	Agiv-Law Enforcement	S26.00188-LE	*Enabling environment for investment and improved competitiveness*	*Growth*	Investment and Partnership Devel Program	200	18.5949097	*-33.89079226*	77	–	–	–	–	–	-	–
Governance and administration	Agiv-Myciti	S26.00188-MC	*Enabling environment for investment and improved competitiveness*	*Growth*	Investment and Partnership Devel Program	200	18.5949097	*-33.89079226*	53	–	–	–	–	–	-	–
Governance and administration	Agiv-Metro Police	S26.00188-MP	*Enabling environment for investment and improved competitiveness*	*Growth*	Investment and Partnership Devel Program	200	18.5949097	*-33.89079226*	66	–	–	–	–	–	-	–
Governance and administration	Agiv-Security Services	S26.00188-SS	*Enabling environment for investment and improved competitiveness*	*Growth*	Investment and Partnership Devel Program	200	18.5949097	*-33.89079226*	2	–	–	–	–	–	-	–
Governance and administration	Agiv-Transport Services	S26.00188-TP	*Enabling environment for investment and improved competitiveness*	*Growth*	Investment and Partnership Devel Program	200	18.5949097	*-33.89079226*	5	–	–	–	–	–	-	–
Governance and administration	Agiv-Traffic Services	S26.00188-TS	*Enabling environment for investment and improved competitiveness*	*Growth*	Investment and Partnership Devel Program	200	18.5949097	*-33.89079226*	351	–	–	–	–	–	-	–
Governance and administration	Lthal-Event Organisor	S26.00189-EO	*Enabling environment for investment and improved competitiveness*	*Growth*	Investment and Partnership Devel Program	200	18.5949097	*-33.89079226*	250	–	–	–	–	–	-	–
Economic and environmental services	Harare Business Hub (Repairs To Sewer Li	S26.00190	*Reduced poverty and improved livelihoods*	*Spatial integration*	Targeted Urban Development Programme	200	18.5949097	*-33.89079226*	101	–	–	–	–	–	-	–
Governance and administration	Ssru - Mpp Programme	S26.00192	*Reduced poverty and improved livelihoods*	*Governance*	Spatial Integration & Transform Program	200	18.5949097	*-33.89079226*	2 572	–	–	–	–	–	-	–
Trading services	Epwp	S26.00193-CE.EP	*Improved service delivery in the local government sphere*	*Growth*	Excell Waste Service Deliver program	200	18.5949097	*-33.89079226*	972	–	–	–	–	–	-	–
Trading services	Protective Clothing	S26.00193-CE.PC	*Improved service delivery in the local government sphere*	*Growth*	Excell Waste Service Deliver program	200	18.5949097	*-33.89079226*	188	–	–	–	–	–	-	–
Trading services	Epwp	S26.00193-EA.EP	*Improved service delivery in the local government sphere*	*Growth*	Excell Waste Service Deliver program	200	18.5949097	*-33.89079226*	999	–	–	–	–	–	-	–
Trading services	Protective Clothing	S26.00193-EA.PC	*Improved service delivery in the local government sphere*	*Growth*	Excell Waste Service Deliver program	200	18.5949097	*-33.89079226*	140	–	–	–	–	–	-	–
Trading services	Epwp	S26.00193-NO.EP	*Improved service delivery in the local government sphere*	*Growth*	Excell Waste Service Deliver program	200	18.5949097	*-33.89079226*	1 069	–	–	–	–	–	-	–
Trading services	Protective Clothing	S26.00193-NO.PC	*Improved service delivery in the local government sphere*	*Growth*	Excell Waste Service Deliver program	200	18.5949097	*-33.89079226*	262	–	–	–	–	–	-	–
Trading services	Epwp	S26.00193-SO.EP	*Improved service delivery in the local government sphere*	*Growth*	Excell Waste Service Deliver program	200	18.5949097	*-33.89079226*	1 160	–	–	–	–	–	-	–

R thousand									2025/26	Budget Year 2026/27						
Function	Project Description	Project Number	MTDP Service Outcome	IUDF	Own Strategic Objectives	Ward Location	GPS Longitude	GPS Lattitude	Audited Outcome	Original Budget	Adjusted Budget	YearTD actual	YearTD budget	YTD variance	YTD variance %	Full Year Forecast
Trading services	Protective Clothing	S26.00193-SO.PC	*Improved service delivery in the local government sphere*	*Growth*	Excell Waste Service Deliver program	200	18.5949097	*-33.89079226*	134	–	–	–	–	–	-	–
Economic and environmental services	Conservation Services	S26.00195	*Improved service delivery in the local government sphere*	*Spatial integration*	Environm & Biodiversity Managt Programme	200	18.5949097	*-33.89079226*	795	1 300	1 300	–	–	–	-	1 300
Governance and administration	Smctkslt-Event Coordinator	S26.00200-EC	*Enabling environment for investment and improved competitiveness*	*Growth*	Investment and Partnership Devel Program	200	18.5949097	*-33.89079226*	53	–	–	–	–	–	-	–
Governance and administration	Smctkslt-Event Organiser	S26.00200-EO	*Enabling environment for investment and improved competitiveness*	*Growth*	Investment and Partnership Devel Program	200	18.5949097	*-33.89079226*	143	–	–	–	–	–	-	–
Economic and environmental services	Sheffield Rd	S26.00202	*Reduced poverty and improved livelihoods*	*Spatial integration*	Targeted Urban Development Programme	200	18.5949097	*-33.89079226*	579	–	–	–	–	–	-	–
Governance and administration	Ctsc-Disaster Risk Management	S26.00206-DR	*Enabling environment for investment and improved competitiveness*	*Growth*	Investment and Partnership Devel Program	200	18.5949097	*-33.89079226*	74	–	–	–	–	–	-	–
Governance and administration	Ctsc-Fire Services	S26.00206-FS	*Enabling environment for investment and improved competitiveness*	*Growth*	Investment and Partnership Devel Program	200	18.5949097	*-33.89079226*	11	–	–	–	–	–	-	–
Governance and administration	Ctsc-Health Services	S26.00206-HS	*Enabling environment for investment and improved competitiveness*	*Growth*	Investment and Partnership Devel Program	200	18.5949097	*-33.89079226*	17	–	–	–	–	–	-	–
Governance and administration	Ctsc-Law Enforcement	S26.00206-LE	*Enabling environment for investment and improved competitiveness*	*Growth*	Investment and Partnership Devel Program	200	18.5949097	*-33.89079226*	192	–	–	–	–	–	-	–
Governance and administration	Ctsc-Metro Police	S26.00206-MP	*Enabling environment for investment and improved competitiveness*	*Growth*	Investment and Partnership Devel Program	200	18.5949097	*-33.89079226*	321	–	–	–	–	–	-	–
Governance and administration	Ctsp-Road Works	S26.00206-RW	*Enabling environment for investment and improved competitiveness*	*Growth*	Investment and Partnership Devel Program	200	18.5949097	*-33.89079226*	10	–	–	–	–	–	-	–
Governance and administration	Ctsp-Security Services	S26.00206-SS	*Enabling environment for investment and improved competitiveness*	*Growth*	Investment and Partnership Devel Program	200	18.5949097	*-33.89079226*	4	–	–	–	–	–	-	–
Governance and administration	Ctsc-Traffic Services	S26.00206-TS	*Enabling environment for investment and improved competitiveness*	*Growth*	Investment and Partnership Devel Program	200	18.5949097	*-33.89079226*	271	–	–	–	–	–	-	–
Governance and administration	Hwtwf1-Dhl Stadium	S26.00207-DH	*Enabling environment for investment and improved competitiveness*	*Growth*	Investment and Partnership Devel Program	200	18.5949097	*-33.89079226*	348	–	–	–	–	–	-	–
Governance and administration	Hwtwf1-Disaster Risk Management	S26.00207-DR	*Enabling environment for investment and improved competitiveness*	*Growth*	Investment and Partnership Devel Program	200	18.5949097	*-33.89079226*	16	–	–	–	–	–	-	–
Governance and administration	Hwtwf1-Fire Services	S26.00207-FS	*Enabling environment for investment and improved competitiveness*	*Growth*	Investment and Partnership Devel Program	200	18.5949097	*-33.89079226*	7	–	–	–	–	–	-	–
Governance and administration	Hwtwf1-Health Services	S26.00207-HS	*Enabling environment for investment and improved competitiveness*	*Growth*	Investment and Partnership Devel Program	200	18.5949097	*-33.89079226*	5	–	–	–	–	–	-	–
Governance and administration	Hwtwf1-Law Enforcement	S26.00207-LE	*Enabling environment for investment and improved competitiveness*	*Growth*	Investment and Partnership Devel Program	200	18.5949097	*-33.89079226*	28	–	–	–	–	–	-	–
Governance and administration	Hwtwf1-Metro Police	S26.00207-MP	*Enabling environment for investment and improved competitiveness*	*Growth*	Investment and Partnership Devel Program	200	18.5949097	*-33.89079226*	40	–	–	–	–	–	-	–
Governance and administration	Hwtwf1-Traffic Services	S26.00207-TS	*Enabling environment for investment and improved competitiveness*	*Growth*	Investment and Partnership Devel Program	200	18.5949097	*-33.89079226*	252	–	–	–	–	–	-	–
Governance and administration	Hwtwf1-Urban Mobility	S26.00207-UM	*Enabling environment for investment and improved competitiveness*	*Growth*	Investment and Partnership Devel Program	200	18.5949097	*-33.89079226*	2	–	–	–	–	–	-	–
Governance and administration	Sa20 Cricket League Playoffs	S26.00208	*Enabling environment for investment and improved competitiveness*	*Growth*	Investment and Partnership Devel Program	200	18.5949097	*-33.89079226*	2 500	–	–	–	–	–	-	–
Governance and administration	Klsa-Event Organiser	S26.00209-EO	*Enabling environment for investment and improved competitiveness*	*Growth*	Investment and Partnership Devel Program	200	18.5949097	*-33.89079226*	800	–	–	–	–	–	-	–
Governance and administration	Klsa-Streetpole Flags	S26.00209-SF	*Enabling environment for investment and improved competitiveness*	*Growth*	Investment and Partnership Devel Program	200	18.5949097	*-33.89079226*	172	–	–	–	–	–	-	–
Governance and administration	Jazzathon Cape Town	S26.00210	*Enabling environment for investment and improved competitiveness*	*Growth*	Investment and Partnership Devel Program	200	18.5949097	*-33.89079226*	350	–	–	–	–	–	-	–
Governance and administration	Td-Ablutions	S26.00211-AB	*Enabling environment for investment and improved competitiveness*	*Growth*	Investment and Partnership Devel Program	200	18.5949097	*-33.89079226*	20	–	–	–	–	–	-	–
Governance and administration	Td-Fencing	S26.00211-FC	*Enabling environment for investment and improved competitiveness*	*Growth*	Investment and Partnership Devel Program	200	18.5949097	*-33.89079226*	27	–	–	–	–	–	-	–
Governance and administration	Td-Medical Services	S26.00211-MS	*Enabling environment for investment and improved competitiveness*	*Growth*	Investment and Partnership Devel Program	200	18.5949097	*-33.89079226*	18	–	–	–	–	–	-	–
Governance and administration	Td-Transport	S26.00211-TP	*Enabling environment for investment and improved competitiveness*	*Growth*	Investment and Partnership Devel Program	200	18.5949097	*-33.89079226*	3	–	–	–	–	–	-	–
Governance and administration	Uos-Cleansing Services	S26.00212-CL	*Enabling environment for investment and improved competitiveness*	*Growth*	Investment and Partnership Devel Program	200	18.5949097	*-33.89079226*	29	–	–	–	–	–	-	–
Governance and administration	Uos-Event Organiser	S26.00212-EO	*Enabling environment for investment and improved competitiveness*	*Growth*	Investment and Partnership Devel Program	200	18.5949097	*-33.89079226*	400	–	–	–	–	–	-	–
Governance and administration	Uos-Traffic Services	S26.00212-TS	*Enabling environment for investment and improved competitiveness*	*Growth*	Investment and Partnership Devel Program	200	18.5949097	*-33.89079226*	36	–	–	–	–	–	-	–
Governance and administration	Rcf-Traffic Services	S26.00213-TS	*Enabling environment for investment and improved competitiveness*	*Growth*	Investment and Partnership Devel Program	200	18.5949097	*-33.89079226*	44	–	–	–	–	–	-	–
Governance and administration	Iit-Audio And Visual Services	S26.00215-AV	*Enabling environment for investment and improved competitiveness*	*Growth*	Investment and Partnership Devel Program	200	18.5949097	*-33.89079226*	84	–	–	–	–	–	-	–
Governance and administration	Iit-Health Services	S26.00215-HS	*Enabling environment for investment and improved competitiveness*	*Growth*	Investment and Partnership Devel Program	200	18.5949097	*-33.89079226*	5	–	–	–	–	–	-	–
Governance and administration	Italy In Town Traffic Services	S26.00215-TS	*Enabling environment for investment and improved competitiveness*	*Growth*	Investment and Partnership Devel Program	200	18.5949097	*-33.89079226*	33	–	–	–	–	–	-	–
Governance and administration	Cape Town City FC 25 26 Season	S26.00216	*Enabling environment for investment and improved competitiveness*	*Growth*	Investment and Partnership Devel Program	200	18.5949097	*-33.89079226*	400	–	–	–	–	–	-	–
Governance and administration	Mitchells Plain AC Half Marathon	S26.00217	*Enabling environment for investment and improved competitiveness*	*Growth*	Investment and Partnership Devel Program	200	18.5949097	*-33.89079226*	10	–	–	–	–	–	-	–
Governance and administration	Mpachm-Traffic Services	S26.00217-TS	*Enabling environment for investment and improved competitiveness*	*Growth*	Investment and Partnership Devel Program	200	18.5949097	*-33.89079226*	34	–	–	–	–	–	-	–
Governance and administration	Samc-Medical Services	S26.00219-MS	*Enabling environment for investment and improved competitiveness*	*Growth*	Investment and Partnership Devel Program	200	18.5949097	*-33.89079226*	30	–	–	–	–	–	-	–
Governance and administration	Fivb Wpbte24 Ablutions	S26.00220-AB	*Enabling environment for investment and improved competitiveness*	*Growth*	Investment and Partnership Devel Program	200	18.5949097	*-33.89079226*	108	–	–	–	–	–	-	–
Governance and administration	Fivb Wpbte24 Fencing	S26.00220-FC	*Enabling environment for investment and improved competitiveness*	*Growth*	Investment and Partnership Devel Program	200	18.5949097	*-33.89079226*	90	–	–	–	–	–	-	–

R thousand									2025/26	Budget Year 2026/27						
Function	Project Description	Project Number	MTDP Service Outcome	IUDF	Own Strategic Objectives	Ward Location	GPS Longitude	GPS Lattitude	Audited Outcome	Original Budget	Adjusted Budget	YearTD actual	YearTD budget	YTD variance	YTD variance %	Full Year Forecast
Governance and administration	Fivb Wpbte24 Medics & Safety Officer	S26.00220-MS	*Enabling environment for investment and improved competitiveness*	*Growth*	Investment and Partnership Devel Program	200	18.5949097	*-33.89079226*	127	–	–	–	–	–	-	–
Governance and administration	Fivb Wpbte24 Traffic Services	S26.00220-TS	*Enabling environment for investment and improved competitiveness*	*Growth*	Investment and Partnership Devel Program	200	18.5949097	*-33.89079226*	28	–	–	–	–	–	-	–
Governance and administration	Ct10-Disaster Risk Manangement	S26.00221-DR	*Enabling environment for investment and improved competitiveness*	*Growth*	Investment and Partnership Devel Program	200	18.5949097	*-33.89079226*	22	–	–	–	–	–	-	–
Governance and administration	Ct10-Fire Services	S26.00221-FS	*Enabling environment for investment and improved competitiveness*	*Growth*	Investment and Partnership Devel Program	200	18.5949097	*-33.89079226*	24	–	–	–	–	–	-	–
Governance and administration	Ct10-Health Services	S26.00221-HS	*Enabling environment for investment and improved competitiveness*	*Growth*	Investment and Partnership Devel Program	200	18.5949097	*-33.89079226*	4	–	–	–	–	–	-	–
Governance and administration	Ct10-Law Enforcement	S26.00221-LE	*Enabling environment for investment and improved competitiveness*	*Growth*	Investment and Partnership Devel Program	200	18.5949097	*-33.89079226*	143	–	–	–	–	–	-	–
Governance and administration	Ct10-Metro Police	S26.00221-MP	*Enabling environment for investment and improved competitiveness*	*Growth*	Investment and Partnership Devel Program	200	18.5949097	*-33.89079226*	85	–	–	–	–	–	-	–
Governance and administration	Ct10-Traffic Service	S26.00221-TS	*Enabling environment for investment and improved competitiveness*	*Growth*	Investment and Partnership Devel Program	200	18.5949097	*-33.89079226*	123	–	–	–	–	–	-	–
Governance and administration	99Erct-Traffic Services	S26.00222-TS	*Enabling environment for investment and improved competitiveness*	*Growth*	Investment and Partnership Devel Program	200	18.5949097	*-33.89079226*	78	–	–	–	–	–	-	–
Governance and administration	A Life In Song The Jbmc	S26.00223	*Enabling environment for investment and improved competitiveness*	*Growth*	Investment and Partnership Devel Program	200	18.5949097	*-33.89079226*	250	–	–	–	–	–	-	–
Trading services	Protective Clothing	S26.00224-PP	*Improved service delivery in the local government sphere*	*Growth*	Promotg Cleanliness& illegal dumping prg	200	18.5949097	*-33.89079226*	2	–	–	–	–	–	-	–
Economic and environmental services	Voc Claim	S26.00226	*Skills for the economy*	*Growth*	Sustain,eff,safe & afford travel opt oth	200	18.5949097	*-33.89079226*	57 350	–	–	–	–	–	-	–
Trading services	Indigent Leaks Area 3	S26.00227-CS.CR	*An ethical, capable, and professional public service*	*Inclusion and access*	Capable & collaborative City govmnt oth	200	18.5949097	*-33.89079226*	0	–	–	–	–	–	-	–
Trading services	Indigent Leaks Area 2	S26.00227-CS.ER	*An ethical, capable, and professional public service*	*Inclusion and access*	Capable & collaborative City govmnt oth	200	18.5949097	*-33.89079226*	104	–	–	–	–	–	-	–
Trading services	Indigent Leaks Area 1	S26.00227-CS.NR	*An ethical, capable, and professional public service*	*Inclusion and access*	Capable & collaborative City govmnt oth	200	18.5949097	*-33.89079226*	30	–	–	–	–	–	-	–
Community and public safety	Labour Cost: Le Maintanace 25-26	S26.00228-F1.LC	*Enhanced peace and security in Africa*	*Governance*	Effct law enfrcmnt to make comm safer ot	200	18.5949097	*-33.89079226*	194	–	–	–	–	–	-	–
Community and public safety	Materials & Consumables: 2025/2026	S26.00228-F1.MC	*Enhanced peace and security in Africa*	*Governance*	Effct law enfrcmnt to make comm safer ot	200	18.5949097	*-33.89079226*	39	–	–	–	–	–	-	–
Community and public safety	Uniform: Le Maintanace 25-26	S26.00228-F1.UN	*Enhanced peace and security in Africa*	*Governance*	Effct law enfrcmnt to make comm safer ot	200	18.5949097	*-33.89079226*	1	–	–	–	–	–	-	–
Community and public safety	Boston City Improvement District	S26.00230-F1	*Enhanced peace and security in Africa*	*Governance*	Effct law enfrcmnt to make comm safer ot	200	18.5949097	*-33.89079226*	111	–	–	–	–	–	-	–
Governance and administration	Cc-Dhl Stadium	S26.00231-DH	*Enabling environment for investment and improved competitiveness*	*Growth*	Investment and Partnership Devel Program	200	18.5949097	*-33.89079226*	200	–	–	–	–	–	-	–
Governance and administration	Maynardville Open-Air Festival	S26.00232	*Enabling environment for investment and improved competitiveness*	*Growth*	Investment and Partnership Devel Program	200	18.5949097	*-33.89079226*	200	–	–	–	–	–	-	–
Governance and administration	Cse-Myciti Services	S26.00233-MC	*Enabling environment for investment and improved competitiveness*	*Growth*	Investment and Partnership Devel Program	200	18.5949097	*-33.89079226*	24	–	–	–	–	–	-	–
Governance and administration	Cse-Traffic Services	S26.00233-TS	*Enabling environment for investment and improved competitiveness*	*Growth*	Investment and Partnership Devel Program	200	18.5949097	*-33.89079226*	66	–	–	–	–	–	-	–
Governance and administration	Kmf-Disaster Risk Management	S26.00234-DR	*Enabling environment for investment and improved competitiveness*	*Growth*	Investment and Partnership Devel Program	200	18.5949097	*-33.89079226*	27	–	–	–	–	–	-	–
Governance and administration	Kmf-Fire Services	S26.00234-FS	*Enabling environment for investment and improved competitiveness*	*Growth*	Investment and Partnership Devel Program	200	18.5949097	*-33.89079226*	8	–	–	–	–	–	-	–
Governance and administration	Kmf-Law Enforcement	S26.00234-LE	*Enabling environment for investment and improved competitiveness*	*Growth*	Investment and Partnership Devel Program	200	18.5949097	*-33.89079226*	55	–	–	–	–	–	-	–
Governance and administration	Kmf-Transport	S26.00234-TS	*Enabling environment for investment and improved competitiveness*	*Growth*	Investment and Partnership Devel Program	200	18.5949097	*-33.89079226*	8	–	–	–	–	–	-	–
Governance and administration	Torpedo Swimrun Cape Town	S26.00236	*Enabling environment for investment and improved competitiveness*	*Growth*	Investment and Partnership Devel Program	200	18.5949097	*-33.89079226*	49	–	–	–	–	–	-	–
Governance and administration	Gp-Disaster Risk Management	S26.00237-DR	*Enabling environment for investment and improved competitiveness*	*Growth*	Investment and Partnership Devel Program	200	18.5949097	*-33.89079226*	3	–	–	–	–	–	-	–
Governance and administration	Gp-Traffic Services	S26.00237-TS	*Enabling environment for investment and improved competitiveness*	*Growth*	Investment and Partnership Devel Program	200	18.5949097	*-33.89079226*	7	–	–	–	–	–	-	–
Governance and administration	CTRLE-Event Organiser	S26.00238-EO	*Enabling environment for investment and improved competitiveness*	*Growth*	Investment and Partnership Devel Program	200	18.5949097	*-33.89079226*	400	–	–	–	–	–	-	–
Governance and administration	Ctrle-Plant Services	S26.00238-PL	*Enabling environment for investment and improved competitiveness*	*Growth*	Investment and Partnership Devel Program	200	18.5949097	*-33.89079226*	4	–	–	–	–	–	-	–
Governance and administration	Ctrle-Traffic Services	S26.00238-TS	*Enabling environment for investment and improved competitiveness*	*Growth*	Investment and Partnership Devel Program	200	18.5949097	*-33.89079226*	64	–	–	–	–	–	-	–
Governance and administration	Trct-Traffic Services	S26.00240-TS	*Enabling environment for investment and improved competitiveness*	*Growth*	Investment and Partnership Devel Program	200	18.5949097	*-33.89079226*	40	–	–	–	–	–	-	–
Trading services	2025/2026 Seasonal Cleansing Programme Epwp Labour Costs	S26.00241-AT.EP	*Improved service delivery in the local government sphere*	*Growth*	Excell Waste Service Deliver program	200	18.5949097	*-33.89079226*	23 464	–	–	(83)	–	(83)	100.0%	–
Trading services	2025/2026 Seasonal Cleansing Programme Labour Costs	S26.00241-AT.LB	*Improved service delivery in the local government sphere*	*Growth*	Excell Waste Service Deliver program	200	18.5949097	*-33.89079226*	1 180	–	–	–	–	–	-	–
Trading services	2025/2026 Seasonal Cleansing Programme Protective Clothing	S26.00241-AT.PP	*Improved service delivery in the local government sphere*	*Growth*	Excell Waste Service Deliver program	200	18.5949097	*-33.89079226*	1 341	–	–	–	–	–	-	–
Trading services	2025/2026 Seasonal Cleansing Programme Refuse Bags	S26.00241-AT.RG	*Improved service delivery in the local government sphere*	*Growth*	Excell Waste Service Deliver program	200	18.5949097	*-33.89079226*	972	–	–	–	–	–	-	–
Trading services	2025/2026 Seasonal Cleansing Programme Tools & Equipment	S26.00241-AT.TE	*Improved service delivery in the local government sphere*	*Growth*	Excell Waste Service Deliver program	200	18.5949097	*-33.89079226*	47	–	–	–	–	–	-	–
Trading services	2025/2026 Seasonal Cleansing Programme Vehicle Hire	S26.00241-AT.VH	*Improved service delivery in the local government sphere*	*Growth*	Excell Waste Service Deliver program	200	18.5949097	*-33.89079226*	2 113	–	–	–	–	–	-	–
Trading services	2025/2026 Seasonal Cleansing Programme Epwp Labour Costs	S26.00241-IM.EP	*Improved service delivery in the local government sphere*	*Growth*	Excell Waste Service Deliver program	200	18.5949097	*-33.89079226*	12 792	–	–	3	–	3	100.0%	–
Trading services	2025/2026 Seasonal Cleansing Programme Labour Costs	S26.00241-IM.LB	*Improved service delivery in the local government sphere*	*Growth*	Promotg Cleanliness& illegal dumping prg	200	18.5949097	*-33.89079226*	540	–	–	–	–	–	-	–

R thousand									2025/26	Budget Year 2026/27						
Function	Project Description	Project Number	MTDP Service Outcome	IUDF	Own Strategic Objectives	Ward Location	GPS Longitude	GPS Lattitude	Audited Outcome	Original Budget	Adjusted Budget	YearTD actual	YearTD budget	YTD variance	YTD variance %	Full Year Forecast
Trading services	2025/2026 Seasonal Cleansing Programme Protective Clothing	S26.00241-IM.PP	*Improved service delivery in the local government sphere*	*Growth*	Promotg Cleanliness& illegal dumping prg	200	18.5949097	*-33.89079226*	830	–	–	–	–	–	-	–
Trading services	2025/2026 Seasonal Cleansing Programme Tools & Equipment	S26.00241-IM.TE	*Improved service delivery in the local government sphere*	*Growth*	Promotg Cleanliness& illegal dumping prg	200	18.5949097	*-33.89079226*	33	–	–	–	–	–	-	–
Trading services	2025/2026 Seasonal Cleansing Programme Vehicle Hire	S26.00241-IM.VH	*Improved service delivery in the local government sphere*	*Growth*	Promotg Cleanliness& illegal dumping prg	200	18.5949097	*-33.89079226*	1 724	–	–	–	–	–	-	–
Trading services	2025/2026 Seasonal Cleansing Programme Epwp Labour Costs	S26.00241-SE.EP	*Improved service delivery in the local government sphere*	*Growth*	Promotg Cleanliness& illegal dumping prg	200	18.5949097	*-33.89079226*	1 534	–	–	–	–	–	-	–
Trading services	2025/2026 Seasonal Cleansing Programme Labour Costs	S26.00241-SE.LB	*Improved service delivery in the local government sphere*	*Growth*	Promotg Cleanliness& illegal dumping prg	200	18.5949097	*-33.89079226*	313	–	–	–	–	–	-	–
Trading services	2025/2026 Seasonal Cleansing Programme Protective Clothing	S26.00241-SE.PP	*Improved service delivery in the local government sphere*	*Growth*	Promotg Cleanliness& illegal dumping prg	200	18.5949097	*-33.89079226*	20	–	–	–	–	–	-	–
Trading services	2025/2026 Seasonal Cleansing Programme	S26.00241-SE.RG	*Improved service delivery in the local government sphere*	*Growth*	Promotg Cleanliness& illegal dumping prg	200	18.5949097	*-33.89079226*	48	–	–	–	–	–	-	–
Trading services	2025/2026 Seasonal Cleansing Programme Tools & Equipment	S26.00241-SE.TE	*Improved service delivery in the local government sphere*	*Growth*	Promotg Cleanliness& illegal dumping prg	200	18.5949097	*-33.89079226*	6	–	–	–	–	–	-	–
Trading services	2025/2026 Seasonal Cleansing Programme Vehicle Hire	S26.00241-SE.VH	*Improved service delivery in the local government sphere*	*Growth*	Promotg Cleanliness& illegal dumping prg	200	18.5949097	*-33.89079226*	278	–	–	–	–	–	-	–
Trading services	2025/2026 Seasonal Cleansing Programme Epwp Labour Costs	S26.00241-TB.EP	*Improved service delivery in the local government sphere*	*Growth*	Promotg Cleanliness& illegal dumping prg	200	18.5949097	*-33.89079226*	16 253	–	–	(80)	–	(80)	100.0%	–
Trading services	2025/2026 Seasonal Cleansing Programme Labour Costs	S26.00241-TB.LB	*Improved service delivery in the local government sphere*	*Growth*	Promotg Cleanliness& illegal dumping prg	200	18.5949097	*-33.89079226*	2 068	–	–	–	–	–	-	–
Trading services	2025/2026 Seasonal Cleansing Programme Protective Clothing	S26.00241-TB.PP	*Improved service delivery in the local government sphere*	*Growth*	Promotg Cleanliness& illegal dumping prg	200	18.5949097	*-33.89079226*	482	–	–	–	–	–	-	–
Trading services	2025/2026 Seasonal Cleansing Programme Tools & Equipment	S26.00241-TB.TE	*Improved service delivery in the local government sphere*	*Growth*	Promotg Cleanliness& illegal dumping prg	200	18.5949097	*-33.89079226*	133	–	–	–	–	–	-	–
Trading services	2025/2026 Seasonal Cleansing Programme Vehicle Hire	S26.00241-TB.VH	*Improved service delivery in the local government sphere*	*Growth*	Promotg Cleanliness& illegal dumping prg	200	18.5949097	*-33.89079226*	2 217	–	–	–	–	–	-	–
Trading services	2025/2026 Seasonal Cleansing Programme Epwp Labour Costs	S26.00241-TO.EP	*Improved service delivery in the local government sphere*	*Growth*	Promotg Cleanliness& illegal dumping prg	200	18.5949097	*-33.89079226*	36 955	–	–	–	–	–	-	–
Trading services	2025/2026 Seasonal Cleansing Programme Labour Costs	S26.00241-TO.LB	*Improved service delivery in the local government sphere*	*Growth*	Promotg Cleanliness& illegal dumping prg	200	18.5949097	*-33.89079226*	9 255	–	–	–	–	–	-	–
Trading services	2025/2026 Seasonal Cleansing Programme Refuse Bags	S26.00241-TO.RG	*Improved service delivery in the local government sphere*	*Growth*	Promotg Cleanliness& illegal dumping prg	200	18.5949097	*-33.89079226*	1 405	–	–	–	–	–	-	–
Trading services	2025/2026 Seasonal Cleansing Programme Tools & Equipment	S26.00241-TO.TE	*Improved service delivery in the local government sphere*	*Growth*	Promotg Cleanliness& illegal dumping prg	200	18.5949097	*-33.89079226*	121	–	–	–	–	–	-	–
Trading services	2025/2026 Seasonal Cleansing Programme Vehicle Hire	S26.00241-TO.VH	*Improved service delivery in the local government sphere*	*Growth*	Promotg Cleanliness& illegal dumping prg	200	18.5949097	*-33.89079226*	3 033	–	–	–	–	–	-	–
Governance and administration	Cape Motorsport Festival	S26.00242	*Enabling environment for investment and improved competitiveness*	*Growth*	Investment and Partnership Devel Program	200	18.5949097	*-33.89079226*	518	–	–	–	–	–	-	–
Governance and administration	Desmond Tutu International Peace Lecture	S26.00243	*Enabling environment for investment and improved competitiveness*	*Growth*	Investment and Partnership Devel Program	200	18.5949097	*-33.89079226*	100	–	–	–	–	–	-	–
Governance and administration	Africa Games Week	S26.00244	*Enabling environment for investment and improved competitiveness*	*Growth*	Investment and Partnership Devel Program	200	18.5949097	*-33.89079226*	100	–	–	–	–	–	-	–
Economic and environmental services	Invasive Aquatic & Plant Clearing	S26.00245	*Improved service delivery in the local government sphere*	*Spatial integration*	Environm & Biodiversity Managt Programme	200	18.5949097	*-33.89079226*	12 779	–	–	–	–	–	-	–
Economic and environmental services	Rehabilitation And Restoration	S26.00245-RR	*Improved service delivery in the local government sphere*	*Spatial integration*	Environm & Biodiversity Managt Programme	200	18.5949097	*-33.89079226*	5 862	–	–	–	–	–	-	–
Economic and environmental services	Princessvlei Remediation Plans	S26.00246	*Improved service delivery in the local government sphere*	*Spatial integration*	Environm & Biodiversity Managt Programme	200	18.5949097	*-33.89079226*	1 772	–	–	–	–	–	-	–
Governance and administration	Wpma-Catering	S26.00248-CA	*Enabling environment for investment and improved competitiveness*	*Growth*	Investment and Partnership Devel Program	200	18.5949097	*-33.89079226*	195	–	–	–	–	–	-	–
Governance and administration	Wpma-Event Organiser	S26.00248-EO	*Enabling environment for investment and improved competitiveness*	*Growth*	Investment and Partnership Devel Program	200	18.5949097	*-33.89079226*	87	–	–	–	–	–	-	–
Governance and administration	Tsr-Traffic Services	S26.00249-TS	*Enabling environment for investment and improved competitiveness*	*Growth*	Investment and Partnership Devel Program	200	18.5949097	*-33.89079226*	9	–	–	–	–	–	-	–
Community and public safety	Habibia Primary School	S26.00250	*Enhanced peace and security in Africa*	*Governance*	Effct law enfrcmnt to make comm safer ot	200	18.5949097	*-33.89079226*	64	31	31	–	–	–	-	31
Governance and administration	Training: Discretionary Reserve	S26.00251	*Skills for the economy*	*Growth*	Sustain,eff,safe & afford travel opt oth	200	18.5949097	*-33.89079226*	656	–	–	–	–	–	-	–
Governance and administration	Training: Transport Shared Services	S26.00252	*Skills for the economy*	*Growth*	Sustain,eff,safe & afford travel opt oth	200	18.5949097	*-33.89079226*	281	–	–	–	–	–	-	–
Governance and administration	Training: Ed'S Office	S26.00253	*Skills for the economy*	*Growth*	Sustain,eff,safe & afford travel opt oth	200	18.5949097	*-33.89079226*	5	–	–	–	–	–	-	–
Governance and administration	Training: Public Transport	S26.00254	*Skills for the economy*	*Growth*	Sustain,eff,safe & afford travel opt oth	200	18.5949097	*-33.89079226*	125	–	–	–	–	–	-	–
Governance and administration	Training: Transport Infrastructure Imple	S26.00255	*Skills for the economy*	*Growth*	Sustain,eff,safe & afford travel opt oth	200	18.5949097	*-33.89079226*	299	–	–	–	–	–	-	–
Governance and administration	Training: Rim	S26.00256	*Skills for the economy*	*Growth*	Sustain,eff,safe & afford travel opt oth	200	18.5949097	*-33.89079226*	960	–	–	–	–	–	-	–
Governance and administration	Training:Transport Planning And Network	S26.00257	*Skills for the economy*	*Growth*	Sustain,eff,safe & afford travel opt oth	200	18.5949097	*-33.89079226*	66	–	–	–	–	–	-	–
Trading services	S26.00258	S26.00258	*Improved service delivery in the local government sphere*	*Growth*	Excell Waste Service Deliver program	200	18.5949097	*-33.89079226*	101	–	–	–	–	–	-	–
Governance and administration	Playtopia Festival	S26.00259	*Enabling environment for investment and improved competitiveness*	*Growth*	Investment and Partnership Devel Program	200	18.5949097	*-33.89079226*	50	–	–	–	–	–	-	–
Governance and administration	Africa Travel Week	S26.00260	*Enabling environment for investment and improved competitiveness*	*Growth*	Investment and Partnership Devel Program	200	18.5949097	*-33.89079226*	2 500	–	–	–	–	–	-	–
Governance and administration	Waterfront Canal Challenge	S26.00261	*Enabling environment for investment and improved competitiveness*	*Growth*	Investment and Partnership Devel Program	200	18.5949097	*-33.89079226*	35	–	–	–	–	–	-	–
Governance and administration	Cape Town International Jazz Festival	S26.00262-EO	*Enabling environment for investment and improved competitiveness*	*Growth*	Investment and Partnership Devel Program	200	18.5949097	*-33.89079226*	2 185	–	–	–	–	–	-	–
Governance and administration	Ctjf-Fc.Disaster Risk Management	S26.00262-FC.DR	*Enabling environment for investment and improved competitiveness*	*Growth*	Investment and Partnership Devel Program	200	18.5949097	*-33.89079226*	7	–	–	–	–	–	-	–

R thousand									2025/26	Budget Year 2026/27						
Function	Project Description	Project Number	MTDP Service Outcome	IUDF	Own Strategic Objectives	Ward Location	GPS Longitude	GPS Lattitude	Audited Outcome	Original Budget	Adjusted Budget	YearTD actual	YearTD budget	YTD variance	YTD variance %	Full Year Forecast
Governance and administration	Ctijf-Fc.Fire Services	S26.00262-FC.FS	*Enabling environment for investment and improved competitiveness*	*Growth*	Investment and Partnership Devel Program	200	18.5949097	*-33.89079226*	4	–	–	–	–	–	-	–
Governance and administration	Ctijf-Fc.Health Services	S26.00262-FC.HS	*Enabling environment for investment and improved competitiveness*	*Growth*	Investment and Partnership Devel Program	200	18.5949097	*-33.89079226*	2	–	–	–	–	–	-	–
Governance and administration	Ctijf-Fc.Law Enforecement	S26.00262-FC.LE	*Enabling environment for investment and improved competitiveness*	*Growth*	Investment and Partnership Devel Program	200	18.5949097	*-33.89079226*	35	–	–	–	–	–	-	–
Governance and administration	Ctijf-Fc.Metro Police	S26.00262-FC.MP	*Enabling environment for investment and improved competitiveness*	*Growth*	Investment and Partnership Devel Program	200	18.5949097	*-33.89079226*	23	–	–	–	–	–	-	–
Governance and administration	Ctijf-Fc.Roads Infra And Management	S26.00262-FC.RI	*Enabling environment for investment and improved competitiveness*	*Growth*	Investment and Partnership Devel Program	200	18.5949097	*-33.89079226*	13	–	–	–	–	–	-	–
Governance and administration	Ctijf-Fc.Traffic Services	S26.00262-FC.TS	*Enabling environment for investment and improved competitiveness*	*Growth*	Investment and Partnership Devel Program	200	18.5949097	*-33.89079226*	27	–	–	–	–	–	-	–
Governance and administration	Ctijf-Jf.Cleansing	S26.00262-JF.CL	*Enabling environment for investment and improved competitiveness*	*Growth*	Investment and Partnership Devel Program	200	18.5949097	*-33.89079226*	50	–	–	–	–	–	-	–
Governance and administration	Ctijf-Jf.Disaster Risk Management	S26.00262-JF.DR	*Enabling environment for investment and improved competitiveness*	*Growth*	Investment and Partnership Devel Program	200	18.5949097	*-33.89079226*	64	–	–	–	–	–	-	–
Governance and administration	Ctijf-Jf.Fire Services	S26.00262-JF.FS	*Enabling environment for investment and improved competitiveness*	*Growth*	Investment and Partnership Devel Program	200	18.5949097	*-33.89079226*	12	–	–	–	–	–	-	–
Governance and administration	Ctijf-Jf.Health Services	S26.00262-JF.HS	*Enabling environment for investment and improved competitiveness*	*Growth*	Investment and Partnership Devel Program	200	18.5949097	*-33.89079226*	9	–	–	–	–	–	-	–
Governance and administration	Ctijf-Jf.Law Enforcement	S26.00262-JF.LE	*Enabling environment for investment and improved competitiveness*	*Growth*	Investment and Partnership Devel Program	200	18.5949097	*-33.89079226*	75	–	–	–	–	–	-	–
Governance and administration	Ctijf-Jf.Metro Police	S26.00262-JF.MP	*Enabling environment for investment and improved competitiveness*	*Growth*	Investment and Partnership Devel Program	200	18.5949097	*-33.89079226*	90	–	–	–	–	–	-	–
Governance and administration	Ctijf-Jf.Recreation And Parks	S26.00262-JF.RP	*Enabling environment for investment and improved competitiveness*	*Growth*	Investment and Partnership Devel Program	200	18.5949097	*-33.89079226*	30	–	–	–	–	–	-	–
Governance and administration	Ctijf-Jf.Transport Services	S26.00262-JF.TP	*Enabling environment for investment and improved competitiveness*	*Growth*	Investment and Partnership Devel Program	200	18.5949097	*-33.89079226*	11	–	–	–	–	–	-	–
Governance and administration	Ctijf-Jf.Traffic Services	S26.00262-JF.TS	*Enabling environment for investment and improved competitiveness*	*Growth*	Investment and Partnership Devel Program	200	18.5949097	*-33.89079226*	157	–	–	–	–	–	-	–
Governance and administration	Ctc-Dhl Cost	S26.00263-DH	*Enabling environment for investment and improved competitiveness*	*Growth*	Investment and Partnership Devel Program	200	18.5949097	*-33.89079226*	52	–	–	–	–	–	-	–
Governance and administration	Ctc-Disaster Risk Management	S26.00263-DR	*Enabling environment for investment and improved competitiveness*	*Growth*	Investment and Partnership Devel Program	200	18.5949097	*-33.89079226*	28	–	–	–	–	–	-	–
Governance and administration	Ctc-Event Organiser	S26.00263-EO	*Enabling environment for investment and improved competitiveness*	*Growth*	Investment and Partnership Devel Program	200	18.5949097	*-33.89079226*	3 400	–	–	–	–	–	-	–
Governance and administration	Ctc-Fire Services	S26.00263-FS	*Enabling environment for investment and improved competitiveness*	*Growth*	Investment and Partnership Devel Program	200	18.5949097	*-33.89079226*	15	–	–	–	–	–	-	–
Governance and administration	Ctc-Health Services	S26.00263-HS	*Enabling environment for investment and improved competitiveness*	*Growth*	Investment and Partnership Devel Program	200	18.5949097	*-33.89079226*	8	–	–	–	–	–	-	–
Governance and administration	Ctc-Law Enforcement	S26.00263-LE	*Enabling environment for investment and improved competitiveness*	*Growth*	Investment and Partnership Devel Program	200	18.5949097	*-33.89079226*	126	–	–	–	–	–	-	–
Governance and administration	Ctc-My City	S26.00263-MC	*Enabling environment for investment and improved competitiveness*	*Growth*	Investment and Partnership Devel Program	200	18.5949097	*-33.89079226*	33	–	–	–	–	–	-	–
Governance and administration	Ctc-Metro Police	S26.00263-MP	*Enabling environment for investment and improved competitiveness*	*Growth*	Investment and Partnership Devel Program	200	18.5949097	*-33.89079226*	92	–	–	–	–	–	-	–
Governance and administration	Ctc-Tda (Road Signage)	S26.00263-RS	*Enabling environment for investment and improved competitiveness*	*Growth*	Investment and Partnership Devel Program	200	18.5949097	*-33.89079226*	6	–	–	–	–	–	-	–
Governance and administration	Ctc-Traffic Services	S26.00263-TS	*Enabling environment for investment and improved competitiveness*	*Growth*	Investment and Partnership Devel Program	200	18.5949097	*-33.89079226*	235	–	–	–	–	–	-	–
Governance and administration	Investing In African Mining Indaba	S26.00264	*Enabling environment for investment and improved competitiveness*	*Growth*	Investment and Partnership Devel Program	200	18.5949097	*-33.89079226*	150	–	–	–	–	–	-	–
Governance and administration	Cape Town Sixes	S26.00265	*Enabling environment for investment and improved competitiveness*	*Growth*	Investment and Partnership Devel Program	200	18.5949097	*-33.89079226*	50	–	–	–	–	–	-	–
Community and public safety	Scott Estate & Baviaanskloof City Improv	S26.00266-F1	*Enhanced peace and security in Africa*	*Governance*	Effct law enfrcmnt to make comm safer ot	200	18.5949097	*-33.89079226*	85	–	–	–	–	–	-	–
Community and public safety	Va Waterfront	S26.00267-F1	*Enhanced peace and security in Africa*	*Governance*	Effct law enfrcmnt to make comm safer ot	200	18.5949097	*-33.89079226*	385	–	–	–	–	–	-	–
Governance and administration	Foc-Fencing	S26.00268-FC	*Enabling environment for investment and improved competitiveness*	*Growth*	Investment and Partnership Devel Program	200	18.5949097	*-33.89079226*	31	–	–	–	–	–	-	–
Governance and administration	Foc-Traffic Services	S26.00268-TS	*Enabling environment for investment and improved competitiveness*	*Growth*	Investment and Partnership Devel Program	200	18.5949097	*-33.89079226*	9	–	–	–	–	–	-	–
Community and public safety	Llandudno City Improvement District	S26.00269-F1	*Enhanced peace and security in Africa*	*Governance*	Effct law enfrcmnt to make comm safer ot	200	18.5949097	*-33.89079226*	104	–	–	–	–	–	-	–
Economic and environmental services	Hanover Park Festival For Sc 11	S26.00270	*Reduced poverty and improved livelihoods*	*Spatial integration*	Targeted Urban Development Programme	200	18.5949097	*-33.89079226*	117	–	–	–	–	–	-	–
Governance and administration	Wheel Walk	S26.00271	*Enabling environment for investment and improved competitiveness*	*Growth*	Investment and Partnership Devel Program	200	18.5949097	*-33.89079226*	75	–	–	–	–	–	-	–
Governance and administration	Swc-Dhl Stadium	S26.00272-DH	*Enabling environment for investment and improved competitiveness*	*Growth*	Investment and Partnership Devel Program	200	18.5949097	*-33.89079226*	28	–	–	–	–	–	-	–
Governance and administration	Swc-Disaster Risk Management	S26.00272-DR	*Enabling environment for investment and improved competitiveness*	*Growth*	Investment and Partnership Devel Program	200	18.5949097	*-33.89079226*	8	–	–	–	–	–	-	–
Governance and administration	Swc-Fire Services	S26.00272-FS	*Enabling environment for investment and improved competitiveness*	*Growth*	Investment and Partnership Devel Program	200	18.5949097	*-33.89079226*	3	–	–	–	–	–	-	–
Governance and administration	Swc-Health Services	S26.00272-HS	*Enabling environment for investment and improved competitiveness*	*Growth*	Investment and Partnership Devel Program	200	18.5949097	*-33.89079226*	11	–	–	–	–	–	-	–
Governance and administration	Swc-Law Law Enforcement	S26.00272-LE	*Enabling environment for investment and improved competitiveness*	*Growth*	Investment and Partnership Devel Program	200	18.5949097	*-33.89079226*	48	–	–	–	–	–	-	–
Governance and administration	Swc-Myciti	S26.00272-MC	*Enabling environment for investment and improved competitiveness*	*Growth*	Investment and Partnership Devel Program	200	18.5949097	*-33.89079226*	19	–	–	–	–	–	-	–
Governance and administration	Swc-Metro Police	S26.00272-MP	*Enabling environment for investment and improved competitiveness*	*Growth*	Investment and Partnership Devel Program	200	18.5949097	*-33.89079226*	45	–	–	–	–	–	-	–
Governance and administration	Swc-Traffic Services	S26.00272-TS	*Enabling environment for investment and improved competitiveness*	*Growth*	Investment and Partnership Devel Program	200	18.5949097	*-33.89079226*	139	–	–	–	–	–	-	–

R thousand									2025/26	Budget Year 2026/27						
Function	Project Description	Project Number	MTDP Service Outcome	IUDF	Own Strategic Objectives	Ward Location	GPS Longitude	GPS Lattitude	Audited Outcome	Original Budget	Adjusted Budget	YearTD actual	YearTD budget	YTD variance	YTD variance %	Full Year Forecast
Governance and administration	Africa Int. Youth Kung Fu Tournamen	S26.00273	*Enabling environment for investment and improved competitiveness*	*Growth*	Investment and Partnership Devel Program	200	18.5949097	*-33.89079226*	158	–	–	–	–	–	-	–
Governance and administration	From Hanover Street Commemorating 60Yrs	S26.00274	*Enabling environment for investment and improved competitiveness*	*Growth*	Investment and Partnership Devel Program	200	18.5949097	*-33.89079226*	250	–	–	–	–	–	-	–
Governance and administration	Investec Cape Town Art Fair	S26.00275	*Enabling environment for investment and improved competitiveness*	*Growth*	Investment and Partnership Devel Program	200	18.5949097	*-33.89079226*	200	–	–	–	–	–	-	–
Governance and administration	A Cappella Music Festival	S26.00277	*Enabling environment for investment and improved competitiveness*	*Growth*	Investment and Partnership Devel Program	200	18.5949097	*-33.89079226*	50	–	–	–	–	–	-	–
Governance and administration	The Jive Cape Town Funny Festival	S26.00278	*Enabling environment for investment and improved competitiveness*	*Growth*	Investment and Partnership Devel Program	200	18.5949097	*-33.89079226*	600	–	–	–	–	–	-	–
Governance and administration	Snr Mens DIV2 Group B Ice Hockey WC	S26.00279	*Enabling environment for investment and improved competitiveness*	*Growth*	Investment and Partnership Devel Program	200	18.5949097	*-33.89079226*	400	–	–	–	–	–	-	–
Governance and administration	Streetfest Motorsport Festival	S26.00280	*Enabling environment for investment and improved competitiveness*	*Growth*	Investment and Partnership Devel Program	200	18.5949097	*-33.89079226*	150	–	–	–	–	–	-	–
Other	Africa Travel Week	S26.00281	*Increased infrastructure investment, access, and efficiency*	*Inclusion and access*	Increase Jobs &Investment CT economy oth	105	18.66790624	*-33.72834618*	2 000	–	–	–	–	–	-	–
Governance and administration	Kirstenbosch Summer Sunset Concerts	S26.00283	*Enabling environment for investment and improved competitiveness*	*Growth*	Investment and Partnership Devel Program	200	18.5949097	*-33.89079226*	20	–	–	–	–	–	-	–
Governance and administration	KSSC-BB.Traffic Services	S26.00283-BB.TS	*Enabling environment for investment and improved competitiveness*	*Growth*	Investment and Partnership Devel Program	200	18.5949097	*-33.89079226*	11	–	–	–	–	–	-	–
Governance and administration	KSSC-BD.Traffic Services	S26.00283-BD.TS	*Enabling environment for investment and improved competitiveness*	*Growth*	Investment and Partnership Devel Program	200	18.5949097	*-33.89079226*	10	–	–	–	–	–	-	–
Governance and administration	KSSC-BM.Taffic Services	S26.00283-BM.TS	*Enabling environment for investment and improved competitiveness*	*Growth*	Investment and Partnership Devel Program	200	18.5949097	*-33.89079226*	12	–	–	–	–	–	-	–
Governance and administration	KSSC-CTPOCC.Traffic Services	S26.00283-CC.TS	*Enabling environment for investment and improved competitiveness*	*Growth*	Investment and Partnership Devel Program	200	18.5949097	*-33.89079226*	11	–	–	–	–	–	-	–
Governance and administration	KSSC.CTPO.Traffic Services	S26.00283-CP.TS	*Enabling environment for investment and improved competitiveness*	*Growth*	Investment and Partnership Devel Program	200	18.5949097	*-33.89079226*	11	–	–	–	–	–	-	–
Governance and administration	KSSC-DK.Traffic Services	S26.00283-DK.TS	*Enabling environment for investment and improved competitiveness*	*Growth*	Investment and Partnership Devel Program	200	18.5949097	*-33.89079226*	8	–	–	–	–	–	-	–
Governance and administration	KSSC-FG.Traffic Services	S26.00283-FG.TS	*Enabling environment for investment and improved competitiveness*	*Growth*	Investment and Partnership Devel Program	200	18.5949097	*-33.89079226*	8	–	–	–	–	–	-	–
Governance and administration	KSSC-GF.Traffic Services	S26.00283-GF.TS	*Enabling environment for investment and improved competitiveness*	*Growth*	Investment and Partnership Devel Program	200	18.5949097	*-33.89079226*	9	–	–	–	–	–	-	–
Governance and administration	KSSC-JL.Traffic Services	S26.00283-JL.TS	*Enabling environment for investment and improved competitiveness*	*Growth*	Investment and Partnership Devel Program	200	18.5949097	*-33.89079226*	9	–	–	–	–	–	-	–
Governance and administration	KSSC-KZ.Traffic Services	S26.00283-KZ.TS	*Enabling environment for investment and improved competitiveness*	*Growth*	Investment and Partnership Devel Program	200	18.5949097	*-33.89079226*	13	–	–	–	–	–	-	–
Governance and administration	KSSC-Msaki & ALT BC.Traffic Services	S26.00283-MA.TS	*Enabling environment for investment and improved competitiveness*	*Growth*	Investment and Partnership Devel Program	200	18.5949097	*-33.89079226*	8	–	–	–	–	–	-	–
Governance and administration	KSSC-MC.Traffic Services	S26.00283-MC.TS	*Enabling environment for investment and improved competitiveness*	*Growth*	Investment and Partnership Devel Program	200	18.5949097	*-33.89079226*	12	–	–	–	–	–	-	–
Governance and administration	KSSC-MG.Traffic Services	S26.00283-MG.TS	*Enabling environment for investment and improved competitiveness*	*Growth*	Investment and Partnership Devel Program	200	18.5949097	*-33.89079226*	10	–	–	–	–	–	-	–
Governance and administration	KSSC-MM.Traffic Services	S26.00283-MM.TS	*Enabling environment for investment and improved competitiveness*	*Growth*	Investment and Partnership Devel Program	200	18.5949097	*-33.89079226*	12	–	–	–	–	–	-	–
Governance and administration	KSSC-PC.Traffic Services	S26.00283-PC.TS	*Enabling environment for investment and improved competitiveness*	*Growth*	Investment and Partnership Devel Program	200	18.5949097	*-33.89079226*	10	–	–	–	–	–	-	–
Governance and administration	Kssc-Tk.Disaster Risk Management	S26.00283-TK.DR	*Enabling environment for investment and improved competitiveness*	*Growth*	Investment and Partnership Devel Program	200	18.5949097	*-33.89079226*	4	–	–	–	–	–	-	–
Governance and administration	Kssc-Mp.Metro Police	S26.00283-TK.MP	*Enabling environment for investment and improved competitiveness*	*Growth*	Investment and Partnership Devel Program	200	18.5949097	*-33.89079226*	18	–	–	–	–	–	-	–
Governance and administration	KSSC-TK.Traffic Services	S26.00283-TK.TS	*Enabling environment for investment and improved competitiveness*	*Growth*	Investment and Partnership Devel Program	200	18.5949097	*-33.89079226*	10	–	–	–	–	–	-	–
Governance and administration	Kssc-Tm.Disaster Risk Management	S26.00283-TM.DR	*Enabling environment for investment and improved competitiveness*	*Growth*	Investment and Partnership Devel Program	200	18.5949097	*-33.89079226*	4	–	–	–	–	–	-	–
Governance and administration	KSSC-TM.Fire Services	S26.00283-TM.FS	*Enabling environment for investment and improved competitiveness*	*Growth*	Investment and Partnership Devel Program	200	18.5949097	*-33.89079226*	3	–	–	–	–	–	-	–
Governance and administration	KSSC-TM.Traffic Services	S26.00283-TM.TS	*Enabling environment for investment and improved competitiveness*	*Growth*	Investment and Partnership Devel Program	200	18.5949097	*-33.89079226*	12	–	–	–	–	–	-	–
Governance and administration	KSSC-VJ.Traffic Services	S26.00283-VJ.TS	*Enabling environment for investment and improved competitiveness*	*Growth*	Investment and Partnership Devel Program	200	18.5949097	*-33.89079226*	11	–	–	–	–	–	-	–
Governance and administration	KSSC-WB.Traffic Services	S26.00283-WB.TS	*Enabling environment for investment and improved competitiveness*	*Growth*	Investment and Partnership Devel Program	200	18.5949097	*-33.89079226*	11	–	–	–	–	–	-	–
Governance and administration	SCTM-DHL Stadium	S26.00284-DH	*Enabling environment for investment and improved competitiveness*	*Growth*	Investment and Partnership Devel Program	200	18.5949097	*-33.89079226*	782	–	–	–	–	–	-	–
Governance and administration	SCTM-Disaster Risk Management	S26.00284-DR	*Enabling environment for investment and improved competitiveness*	*Growth*	Investment and Partnership Devel Program	200	18.5949097	*-33.89079226*	43	–	–	–	–	–	-	–
Governance and administration	SCTM-Enviromental Health	S26.00284-EH	*Enabling environment for investment and improved competitiveness*	*Growth*	Investment and Partnership Devel Program	200	18.5949097	*-33.89079226*	18	–	–	–	–	–	-	–
Governance and administration	SCTM-Fire Services	S26.00284-FS	*Enabling environment for investment and improved competitiveness*	*Growth*	Investment and Partnership Devel Program	200	18.5949097	*-33.89079226*	21	–	–	–	–	–	-	–
Governance and administration	SCTM-Law Enforcement	S26.00284-LE	*Enabling environment for investment and improved competitiveness*	*Growth*	Investment and Partnership Devel Program	200	18.5949097	*-33.89079226*	326	–	–	–	–	–	-	–
Governance and administration	SCTM-MyCiti	S26.00284-MC	*Enabling environment for investment and improved competitiveness*	*Growth*	Investment and Partnership Devel Program	200	18.5949097	*-33.89079226*	510	–	–	–	–	–	-	–
Governance and administration	SCTM-Metro Police	S26.00284-MP	*Enabling environment for investment and improved competitiveness*	*Growth*	Investment and Partnership Devel Program	200	18.5949097	*-33.89079226*	367	–	–	–	–	–	-	–
Governance and administration	SCTM-Road Infrastructure	S26.00284-RI	*Enabling environment for investment and improved competitiveness*	*Growth*	Investment and Partnership Devel Program	200	18.5949097	*-33.89079226*	14	–	–	–	–	–	-	–
Governance and administration	SCTM-Civic Security Services	S26.00284-SS	*Enabling environment for investment and improved competitiveness*	*Growth*	Investment and Partnership Devel Program	200	18.5949097	*-33.89079226*	2	–	–	–	–	–	-	–
Governance and administration	SCTM-Transport Services	S26.00284-TP	*Enabling environment for investment and improved competitiveness*	*Growth*	Investment and Partnership Devel Program	200	18.5949097	*-33.89079226*	19	–	–	–	–	–	-	–

R thousand									2025/26	Budget Year 2026/27						
Function	Project Description	Project Number	MTDP Service Outcome	IUDF	Own Strategic Objectives	Ward Location	GPS Longitude	GPS Lattitude	Audited Outcome	Original Budget	Adjusted Budget	YearTD actual	YearTD budget	YTD variance	YTD variance %	Full Year Forecast
Governance and administration	SCTM-Traffic Services	S26.00284-TS	*Enabling environment for investment and improved competitiveness*	*Growth*	Investment and Partnership Devel Program	200	18.5949097	*-33.89079226*	1 830	–	–	–	–	–	-	–
Governance and administration	SCTM-Urban Waste Management	S26.00284-UW	*Enabling environment for investment and improved competitiveness*	*Growth*	Investment and Partnership Devel Program	200	18.5949097	*-33.89079226*	11	–	–	–	–	–	-	–
Governance and administration	Ct Pride Eo Services	S26.00285-EO	*Enabling environment for investment and improved competitiveness*	*Growth*	Investment and Partnership Devel Program	200	18.5949097	*-33.89079226*	550	–	–	–	–	–	-	–
Governance and administration	Ttom-Disaster Risk Management	S26.00286-DR	*Enabling environment for investment and improved competitiveness*	*Growth*	Investment and Partnership Devel Program	200	18.5949097	*-33.89079226*	36	–	–	–	–	–	-	–
Governance and administration	TTOM-Environmental Health	S26.00286-EH	*Enabling environment for investment and improved competitiveness*	*Growth*	Investment and Partnership Devel Program	200	18.5949097	*-33.89079226*	13	–	–	–	–	–	-	–
Governance and administration	TTOM-Fire Services	S26.00286-FS	*Enabling environment for investment and improved competitiveness*	*Growth*	Investment and Partnership Devel Program	200	18.5949097	*-33.89079226*	31	–	–	–	–	–	-	–
Governance and administration	TTOM-Law Enforcement	S26.00286-LE	*Enabling environment for investment and improved competitiveness*	*Growth*	Investment and Partnership Devel Program	200	18.5949097	*-33.89079226*	327	–	–	–	–	–	-	–
Governance and administration	TTOM-Metro Police	S26.00286-MP	*Enabling environment for investment and improved competitiveness*	*Growth*	Investment and Partnership Devel Program	200	18.5949097	*-33.89079226*	311	–	–	–	–	–	-	–
Governance and administration	TTOM-Transport Services	S26.00286-TP	*Enabling environment for investment and improved competitiveness*	*Growth*	Investment and Partnership Devel Program	200	18.5949097	*-33.89079226*	7	–	–	–	–	–	-	–
Governance and administration	TTOM-Traffic Services	S26.00286-TS	*Enabling environment for investment and improved competitiveness*	*Growth*	Investment and Partnership Devel Program	200	18.5949097	*-33.89079226*	975	–	–	–	–	–	-	–
Governance and administration	T20 Savsireland Disaster Risk Management	S26.00287-DR	*Enabling environment for investment and improved competitiveness*	*Growth*	Investment and Partnership Devel Program	200	18.5949097	*-33.89079226*	5	–	–	–	–	–	-	–
Governance and administration	T20 Savsir- Traffic Services	S26.00287-TS	*Enabling environment for investment and improved competitiveness*	*Growth*	Investment and Partnership Devel Program	200	18.5949097	*-33.89079226*	55	–	–	–	–	–	-	–
Governance and administration	Wff-Ablution	S26.00288-AB	*Enabling environment for investment and improved competitiveness*	*Growth*	Investment and Partnership Devel Program	200	18.5949097	*-33.89079226*	47	–	–	–	–	–	-	–
Governance and administration	Wff-Disaster Risk Management	S26.00288-DR	*Enabling environment for investment and improved competitiveness*	*Growth*	Investment and Partnership Devel Program	200	18.5949097	*-33.89079226*	13	–	–	–	–	–	-	–
Governance and administration	Wff-Fencing	S26.00288-FC	*Enabling environment for investment and improved competitiveness*	*Growth*	Investment and Partnership Devel Program	200	18.5949097	*-33.89079226*	53	–	–	–	–	–	-	–
Governance and administration	Wff-Health	S26.00288-HS	*Enabling environment for investment and improved competitiveness*	*Growth*	Investment and Partnership Devel Program	200	18.5949097	*-33.89079226*	17	–	–	–	–	–	-	–
Governance and administration	WFF-Metro Police	S26.00288-MP	*Enabling environment for investment and improved competitiveness*	*Growth*	Investment and Partnership Devel Program	200	18.5949097	*-33.89079226*	42	–	–	–	–	–	-	–
Governance and administration	Wff-Marquees	S26.00288-MQ	*Enabling environment for investment and improved competitiveness*	*Growth*	Investment and Partnership Devel Program	200	18.5949097	*-33.89079226*	130	–	–	–	–	–	-	–
Governance and administration	Wff-Traffic Services	S26.00288-TS	*Enabling environment for investment and improved competitiveness*	*Growth*	Investment and Partnership Devel Program	200	18.5949097	*-33.89079226*	61	–	–	–	–	–	-	–
Governance and administration	Wff-White Picket Fencing	S26.00288-WF	*Enabling environment for investment and improved competitiveness*	*Growth*	Investment and Partnership Devel Program	200	18.5949097	*-33.89079226*	15	–	–	–	–	–	-	–
Economic and environmental services	Director'S Cottage:Roof And Other Repair	S26.00289	*Improved service delivery in the local government sphere*	*Spatial integration*	Environm & Biodiversity Managt Programme	200	18.5949097	*-33.89079226*	1 360	–	–	–	–	–	-	–
Other	Ai Empowered	S26.00291	*Increased infrastructure investment, access, and efficiency*	*Inclusion and access*	Increase Jobs &Investment CT economy oth	200	18.5949097	*-33.89079226*	100	–	–	–	–	–	-	–
Economic and environmental services	Roads & Stormwater Maintenance	S26.00292	*Skills for the economy*	*Growth*	Sustain,eff,safe & afford travel opt oth	200	18.5949097	*-33.89079226*	2 887	–	–	(741)	–	(741)	100.0%	–
Economic and environmental services	Roads & Stormwater Maintenance Cleaning Costs	S26.00292-CE.EB.CC	*Skills for the economy*	*Growth*	Sustain,eff,safe & afford travel opt oth	200	18.5949097	*-33.89079226*	3	–	–	–	–	–	-	–
Economic and environmental services	Roads & Stormwater Maintenance Food & Beverages	S26.00292-CE.EB.FB	*Skills for the economy*	*Growth*	Sustain,eff,safe & afford travel opt oth	200	18.5949097	*-33.89079226*	4	–	–	–	–	–	-	–
Economic and environmental services	Roads & Stormwater Maintenance Uniform & Protective Clothing	S26.00292-CE.EB.UP	*Skills for the economy*	*Growth*	Sustain,eff,safe & afford travel opt oth	200	18.5949097	*-33.89079226*	19	–	–	–	–	–	-	–
Economic and environmental services	Roads & Stormwater Maintenance Cleaning Costs	S26.00292-CE.KL.CC	*Skills for the economy*	*Growth*	Sustain,eff,safe & afford travel opt oth	200	18.5949097	*-33.89079226*	2	–	–	–	–	–	-	–
Economic and environmental services	Roads & Stormwater Maintenance Food & Beverages	S26.00292-CE.KL.FB	*Skills for the economy*	*Growth*	Sustain,eff,safe & afford travel opt oth	200	18.5949097	*-33.89079226*	4	–	–	–	–	–	-	–
Economic and environmental services	Roads & Stormwater Maintenance Tools , Equip & Other	S26.00292-CE.KL.TE	*Skills for the economy*	*Growth*	Sustain,eff,safe & afford travel opt oth	200	18.5949097	*-33.89079226*	0	–	–	–	–	–	-	–
Economic and environmental services	Roads & Stormwater Maintenance Uniform & Protective Clothing	S26.00292-CE.KL.UP	*Skills for the economy*	*Growth*	Sustain,eff,safe & afford travel opt oth	200	18.5949097	*-33.89079226*	24	–	–	–	–	–	-	–
Economic and environmental services	Roads & Stormwater Maintenance Cleaning Costs	S26.00292-CE.ND.CC	*Skills for the economy*	*Growth*	Sustain,eff,safe & afford travel opt oth	200	18.5949097	*-33.89079226*	1	–	–	–	–	–	-	–
Economic and environmental services	Roads & Stormwater Maintenance Food & Beverages	S26.00292-CE.ND.FB	*Skills for the economy*	*Growth*	Sustain,eff,safe & afford travel opt oth	200	18.5949097	*-33.89079226*	3	–	–	–	–	–	-	–
Economic and environmental services	Roads & Stormwater Maintenance Uniform & Protective Clothing	S26.00292-CE.ND.UP	*Skills for the economy*	*Growth*	Sustain,eff,safe & afford travel opt oth	200	18.5949097	*-33.89079226*	21	–	–	–	–	–	-	–
Economic and environmental services	Roads & Stormwater Maintenance Uniform & Protective Clothing	S26.00292-EA.DE.UP	*Skills for the economy*	*Growth*	Sustain,eff,safe & afford travel opt oth	200	18.5949097	*-33.89079226*	10	–	–	–	–	–	-	–
Economic and environmental services	Roads & Stormwater Maintenance Uniform & Protective Clothing	S26.00292-EA.KU.UP	*Skills for the economy*	*Growth*	Sustain,eff,safe & afford travel opt oth	200	18.5949097	*-33.89079226*	13	–	–	–	–	–	-	–
Economic and environmental services	Roads & Stormwater Maintenance Cleaning Costs	S26.00292-EA.MA.CC	*Skills for the economy*	*Growth*	Sustain,eff,safe & afford travel opt oth	200	18.5949097	*-33.89079226*	1	–	–	–	–	–	-	–
Economic and environmental services	Roads & Stormwater Maintenance Food & Beverages	S26.00292-EA.MA.FB	*Skills for the economy*	*Growth*	Sustain,eff,safe & afford travel opt oth	200	18.5949097	*-33.89079226*	2	–	–	–	–	–	-	–
Economic and environmental services	Roads & Stormwater Maintenance Tools , Equip & Other	S26.00292-EA.MA.TE	*Skills for the economy*	*Growth*	Sustain,eff,safe & afford travel opt oth	200	18.5949097	*-33.89079226*	0	–	–	–	–	–	-	–
Economic and environmental services	Roads & Stormwater Maintenance Uniform & Protective Clothing	S26.00292-EA.MA.UP	*Skills for the economy*	*Growth*	Sustain,eff,safe & afford travel opt oth	200	18.5949097	*-33.89079226*	15	–	–	–	–	–	-	–
Economic and environmental services	Roads & Stormwater Maintenance Cleaning Costs	S26.00292-EA.MP.CC	*Skills for the economy*	*Growth*	Sustain,eff,safe & afford travel opt oth	200	18.5949097	*-33.89079226*	2	–	–	–	–	–	-	–
Economic and environmental services	Roads & Stormwater Maintenance Food & Beverages	S26.00292-EA.MP.FB	*Skills for the economy*	*Growth*	Sustain,eff,safe & afford travel opt oth	200	18.5949097	*-33.89079226*	3	–	–	–	–	–	-	–
Economic and environmental services	Roads & Stormwater Maintenance Uniform & Protective Clothing	S26.00292-EA.MP.UP	*Skills for the economy*	*Growth*	Sustain,eff,safe & afford travel opt oth	200	18.5949097	*-33.89079226*	13	–	–	–	–	–	-	–

R thousand									2025/26	Budget Year 2026/27						
Function	Project Description	Project Number	MTDP Service Outcome	IUDF	Own Strategic Objectives	Ward Location	GPS Longitude	GPS Lattitude	Audited Outcome	Original Budget	Adjusted Budget	YearTD actual	YearTD budget	YTD variance	YTD variance %	Full Year Forecast
Economic and environmental services	Roads & Stormwater Maintenance Cleaning Costs	S26.00292-EA.ST.CC	*Skills for the economy*	*Growth*	Sustain,eff,safe & afford travel opt oth	200	18.5949097	*-33.89079226*	1	–	–	–	–	–	-	–
Economic and environmental services	Roads & Stormwater Maintenance Food & Beverages	S26.00292-EA.ST.FB	*Skills for the economy*	*Growth*	Sustain,eff,safe & afford travel opt oth	200	18.5949097	*-33.89079226*	3	–	–	–	–	–	-	–
Economic and environmental services	Roads & Stormwater Maintenance Tools , Equip & Other	S26.00292-EA.ST.TE	*Skills for the economy*	*Growth*	Sustain,eff,safe & afford travel opt oth	200	18.5949097	*-33.89079226*	1	–	–	–	–	–	-	–
Economic and environmental services	Roads & Stormwater Maintenance Uniform & Protective Clothing	S26.00292-EA.ST.UP	*Skills for the economy*	*Growth*	Sustain,eff,safe & afford travel opt oth	200	18.5949097	*-33.89079226*	23	–	–	–	–	–	-	–
Economic and environmental services	Roads & Stormwater Maintenance Food & Beverages	S26.00292-HO.AS.FB	*Skills for the economy*	*Growth*	Sustain,eff,safe & afford travel opt oth	200	18.5949097	*-33.89079226*	1	–	–	–	–	–	-	–
Economic and environmental services	Roads & Stormwater Maintenance Cleaning Costs	S26.00292-NO.AW.CC	*Skills for the economy*	*Growth*	Sustain,eff,safe & afford travel opt oth	200	18.5949097	*-33.89079226*	1	–	–	–	–	–	-	–
Economic and environmental services	Roads & Stormwater Maintenance Food & Beverages	S26.00292-NO.AW.FB	*Skills for the economy*	*Growth*	Sustain,eff,safe & afford travel opt oth	200	18.5949097	*-33.89079226*	2	–	–	–	–	–	-	–
Economic and environmental services	Roads & Stormwater Maintenance Uniform & Protective Clothing	S26.00292-NO.AW.UP	*Skills for the economy*	*Growth*	Sustain,eff,safe & afford travel opt oth	200	18.5949097	*-33.89079226*	14	–	–	–	–	–	-	–
Economic and environmental services	Roads & Stormwater Maintenance Cleaning Costs	S26.00292-NO.KR.CC	*Skills for the economy*	*Growth*	Sustain,eff,safe & afford travel opt oth	200	18.5949097	*-33.89079226*	2	–	–	–	–	–	-	–
Economic and environmental services	Roads & Stormwater Maintenance Food & Beverages	S26.00292-NO.KR.FB	*Skills for the economy*	*Growth*	Sustain,eff,safe & afford travel opt oth	200	18.5949097	*-33.89079226*	2	–	–	–	–	–	-	–
Economic and environmental services	Roads & Stormwater Maintenance Tools , Equip & Other	S26.00292-NO.KR.TE	*Skills for the economy*	*Growth*	Sustain,eff,safe & afford travel opt oth	200	18.5949097	*-33.89079226*	1	–	–	–	–	–	-	–
Economic and environmental services	Roads & Stormwater Maintenance Uniform & Protective Clothing	S26.00292-NO.KR.UP	*Skills for the economy*	*Growth*	Sustain,eff,safe & afford travel opt oth	200	18.5949097	*-33.89079226*	23	–	–	–	–	–	-	–
Economic and environmental services	Roads & Stormwater Maintenance Cleaning Costs	S26.00292-NO.LA.CC	*Skills for the economy*	*Growth*	Sustain,eff,safe & afford travel opt oth	200	18.5949097	*-33.89079226*	1	–	–	–	–	–	-	–
Economic and environmental services	Roads & Stormwater Maintenance Food & Beverages	S26.00292-NO.LA.FB	*Skills for the economy*	*Growth*	Sustain,eff,safe & afford travel opt oth	200	18.5949097	*-33.89079226*	4	–	–	–	–	–	-	–
Economic and environmental services	Roads & Stormwater Maintenance Uniform & Protective Clothing	S26.00292-NO.LA.UP	*Skills for the economy*	*Growth*	Sustain,eff,safe & afford travel opt oth	200	18.5949097	*-33.89079226*	19	–	–	–	–	–	-	–
Economic and environmental services	Roads & Stormwater Maintenance Cleaning Costs	S26.00292-NO.SA.CC	*Skills for the economy*	*Growth*	Sustain,eff,safe & afford travel opt oth	200	18.5949097	*-33.89079226*	2	–	–	–	–	–	-	–
Economic and environmental services	Roads & Stormwater Maintenance Food & Beverages	S26.00292-NO.SA.FB	*Skills for the economy*	*Growth*	Sustain,eff,safe & afford travel opt oth	200	18.5949097	*-33.89079226*	3	–	–	–	–	–	-	–
Economic and environmental services	Roads & Stormwater Maintenance Uniform & Protective Clothing	S26.00292-NO.SA.UP	*Skills for the economy*	*Growth*	Sustain,eff,safe & afford travel opt oth	200	18.5949097	*-33.89079226*	12	–	–	–	–	–	-	–
Economic and environmental services	Roads & Stormwater Maintenance Cleaning Costs	S26.00292-SO.FH.CC	*Skills for the economy*	*Growth*	Sustain,eff,safe & afford travel opt oth	200	18.5949097	*-33.89079226*	1	–	–	–	–	–	-	–
Economic and environmental services	Roads & Stormwater Maintenance Food & Beverages	S26.00292-SO.FH.FB	*Skills for the economy*	*Growth*	Sustain,eff,safe & afford travel opt oth	200	18.5949097	*-33.89079226*	2	–	–	–	–	–	-	–
Economic and environmental services	Roads & Stormwater Maintenance Uniform & Protective Clothing	S26.00292-SO.FH.UP	*Skills for the economy*	*Growth*	Sustain,eff,safe & afford travel opt oth	200	18.5949097	*-33.89079226*	13	–	–	–	–	–	-	–
Economic and environmental services	Roads & Stormwater Maintenance Cleaning Costs	S26.00292-SO.HB.CC	*Skills for the economy*	*Growth*	Sustain,eff,safe & afford travel opt oth	200	18.5949097	*-33.89079226*	1	–	–	–	–	–	-	–
Economic and environmental services	Roads & Stormwater Maintenance Food & Beverages	S26.00292-SO.HB.FB	*Skills for the economy*	*Growth*	Sustain,eff,safe & afford travel opt oth	200	18.5949097	*-33.89079226*	2	–	–	–	–	–	-	–
Economic and environmental services	Roads & Stormwater Maintenance Uniform & Protective Clothing	S26.00292-SO.HB.UP	*Skills for the economy*	*Growth*	Sustain,eff,safe & afford travel opt oth	200	18.5949097	*-33.89079226*	11	–	–	–	–	–	-	–
Economic and environmental services	Roads & Stormwater Maintenance Cleaning Costs	S26.00292-SO.HE.CC	*Skills for the economy*	*Growth*	Sustain,eff,safe & afford travel opt oth	200	18.5949097	*-33.89079226*	1	–	–	–	–	–	-	–
Economic and environmental services	Roads & Stormwater Maintenance Food & Beverages	S26.00292-SO.HE.FB	*Skills for the economy*	*Growth*	Sustain,eff,safe & afford travel opt oth	200	18.5949097	*-33.89079226*	2	–	–	–	–	–	-	–
Economic and environmental services	Roads & Stormwater Maintenance Uniform & Protective Clothing	S26.00292-SO.HE.UP	*Skills for the economy*	*Growth*	Sustain,eff,safe & afford travel opt oth	200	18.5949097	*-33.89079226*	14	–	–	–	–	–	-	–
Economic and environmental services	Roads & Stormwater Maintenance S26.00292-So.Hi.Cc	S26.00292-SO.HI.CC	*Skills for the economy*	*Growth*	Sustain,eff,safe & afford travel opt oth	200	18.5949097	*-33.89079226*	1	–	–	–	–	–	-	–
Economic and environmental services	Roads & Stormwater Maintenance S26.00292-So.Hi.Fb	S26.00292-SO.HI.FB	*Skills for the economy*	*Growth*	Sustain,eff,safe & afford travel opt oth	200	18.5949097	*-33.89079226*	2	–	–	–	–	–	-	–
Economic and environmental services	Roads & Stormwater Maintenance S26.00292-So.Hi.Up	S26.00292-SO.HI.UP	*Skills for the economy*	*Growth*	Sustain,eff,safe & afford travel opt oth	200	18.5949097	*-33.89079226*	8	–	–	–	–	–	-	–
Economic and environmental services	Roads & Stormwater Maintenance Food & Beverages	S26.00292-SO.SO.FB	*Skills for the economy*	*Growth*	Sustain,eff,safe & afford travel opt oth	200	18.5949097	*-33.89079226*	2	–	–	–	–	–	-	–
Economic and environmental services	Roads & Stormwater Maintenance Uniform & Protective Clothing	S26.00292-SO.SO.UP	*Skills for the economy*	*Growth*	Sustain,eff,safe & afford travel opt oth	200	18.5949097	*-33.89079226*	9	–	–	–	–	–	-	–
Other	African Agri Investment Indaba	S26.00295	*Increased infrastructure investment, access, and efficiency*	*Inclusion and access*	Increase Jobs &Investment CT economy oth	200	18.5949097	*-33.89079226*	50	–	–	–	–	–	-	–
Other	Aric Early Stageinvestor Summit	S26.00296	*Increased infrastructure investment, access, and efficiency*	*Inclusion and access*	Increase Jobs &Investment CT economy oth	200	18.5949097	*-33.89079226*	100	–	–	–	–	–	-	–
Other	Counder Conference	S26.00297	*Increased infrastructure investment, access, and efficiency*	*Inclusion and access*	Increase Jobs &Investment CT economy oth	200	18.5949097	*-33.89079226*	42	–	–	–	–	–	-	–
Other	Africa Grand Arena Summit	S26.00298	*Increased infrastructure investment, access, and efficiency*	*Inclusion and access*	Increase Jobs &Investment CT economy oth	200	18.5949097	*-33.89079226*	217	–	–	–	–	–	-	–
Governance and administration	Csfr-Disaster Risk Management	S26.00300-DR	*Enabling environment for investment and improved competitiveness*	*Growth*	Investment and Partnership Devel Program	200	18.5949097	*-33.89079226*	21	–	–	–	–	–	-	–
Governance and administration	CSFR-Event Organiser	S26.00300-EO	*Enabling environment for investment and improved competitiveness*	*Growth*	Investment and Partnership Devel Program	200	18.5949097	*-33.89079226*	400	–	–	–	–	–	-	–
Governance and administration	Csfr-Fire Services	S26.00300-FS	*Enabling environment for investment and improved competitiveness*	*Growth*	Investment and Partnership Devel Program	200	18.5949097	*-33.89079226*	3	–	–	–	–	–	-	–
Governance and administration	Csfr-Health Services	S26.00300-HS	*Enabling environment for investment and improved competitiveness*	*Growth*	Investment and Partnership Devel Program	200	18.5949097	*-33.89079226*	9	–	–	–	–	–	-	–
Governance and administration	Csfr-Law Enforcement	S26.00300-LE	*Enabling environment for investment and improved competitiveness*	*Growth*	Investment and Partnership Devel Program	200	18.5949097	*-33.89079226*	48	–	–	–	–	–	-	–
Governance and administration	CSFR-Metro Police	S26.00300-MP	*Enabling environment for investment and improved competitiveness*	*Growth*	Investment and Partnership Devel Program	200	18.5949097	*-33.89079226*	49	–	–	–	–	–	-	–

R thousand									2025/26	Budget Year 2026/27						
Function	Project Description	Project Number	MTDP Service Outcome	IUDF	Own Strategic Objectives	Ward Location	GPS Longitude	GPS Lattitude	Audited Outcome	Original Budget	Adjusted Budget	YearTD actual	YearTD budget	YTD variance	YTD variance %	Full Year Forecast
Governance and administration	Csfr-Traffic Services	S26.00300-TS	*Enabling environment for investment and improved competitiveness*	*Growth*	Investment and Partnership Devel Program	200	18.5949097	*-33.89079226*	60	–	–	–	–	–	-	–
Governance and administration	Civil Security Initiative:Atlantic -NL	S26.00301-F1.NL	*An ethical, capable, and professional public service*	*Growth*	Strengthth Partner for safer commnty oth	200	18.5949097	*-33.89079226*	–	–	–	31	–	31	100.0%	–
Governance and administration	Civil Security Initiative:Atlantic - Sl	S26.00301-F1.SL	*An ethical, capable, and professional public service*	*Growth*	Strengthth Partner for safer commnty oth	200	18.5949097	*-33.89079226*	225	–	–	53	–	53	100.0%	–
Economic and environmental services	Beach Wells	S26.00303-BW	*Improved service delivery in the local government sphere*	*Inclusion and access*	Healthy and sustainable environment oth	200	18.5949097	*-33.89079226*	801	–	–	–	–	–	-	–
Economic and environmental services	Erosion Control And Rehab And Restoratio	S26.00303-EC	*Improved service delivery in the local government sphere*	*Inclusion and access*	Healthy and sustainable environment oth	200	18.5949097	*-33.89079226*	221	–	–	(3)	–	(3)	100.0%	–
Economic and environmental services	Training for staff	S26.00303-TR	*Improved service delivery in the local government sphere*	*Inclusion and access*	Healthy and sustainable environment oth	200	18.5949097	*-33.89079226*	294	–	–	–	–	–	-	–
Economic and environmental services	Zeekoevlei Shoreline dredging	S26.00303-ZS	*Improved service delivery in the local government sphere*	*Inclusion and access*	Healthy and sustainable environment oth	200	18.5949097	*-33.89079226*	3 204	–	–	–	–	–	-	–
Economic and environmental services	Graduate Internship Program Murp	S26.00304	*Reduced poverty and improved livelihoods*	*Spatial integration*	Targeted Urban Development Programme	200	18.5949097	*-33.89079226*	326	–	–	–	–	–	-	–
Economic and environmental services	Epwp- Asset Verification	S26.00305	*Skills for the economy*	*Growth*	Sustain,eff,safe & afford travel opt oth	200	18.5949097	*-33.89079226*	155	–	–	(54)	–	(54)	100.0%	–
Governance and administration	Cape Town Cycle Tour	S26.00306	*Enabling environment for investment and improved competitiveness*	*Growth*	Investment and Partnership Devel Program	200	18.5949097	*-33.89079226*	41	–	–	–	–	–	-	–
Governance and administration	Ctct-Dhl Stadium	S26.00306-DH	*Enabling environment for investment and improved competitiveness*	*Growth*	Investment and Partnership Devel Program	200	18.5949097	*-33.89079226*	1 572	–	–	–	–	–	-	–
Governance and administration	Ctct-Disaster Risk Management	S26.00306-DR	*Enabling environment for investment and improved competitiveness*	*Growth*	Investment and Partnership Devel Program	200	18.5949097	*-33.89079226*	42	–	–	–	–	–	-	–
Governance and administration	Ctct-Fire Services	S26.00306-FS	*Enabling environment for investment and improved competitiveness*	*Growth*	Investment and Partnership Devel Program	200	18.5949097	*-33.89079226*	41	–	–	–	–	–	-	–
Governance and administration	Ctct-Law Enforcement	S26.00306-LE	*Enabling environment for investment and improved competitiveness*	*Growth*	Investment and Partnership Devel Program	200	18.5949097	*-33.89079226*	111	–	–	–	–	–	-	–
Governance and administration	Ctct-Myciti	S26.00306-MC	*Enabling environment for investment and improved competitiveness*	*Growth*	Investment and Partnership Devel Program	200	18.5949097	*-33.89079226*	235	–	–	–	–	–	-	–
Governance and administration	Ctct-Metro Police	S26.00306-MP	*Enabling environment for investment and improved competitiveness*	*Growth*	Investment and Partnership Devel Program	200	18.5949097	*-33.89079226*	450	–	–	–	–	–	-	–
Governance and administration	Ctct-Traffic Services	S26.00306-TS	*Enabling environment for investment and improved competitiveness*	*Growth*	Investment and Partnership Devel Program	200	18.5949097	*-33.89079226*	1 965	–	–	–	–	–	-	–
Governance and administration	Constantia Village-Traffic Services	S26.00307-TS	*Enabling environment for investment and improved competitiveness*	*Growth*	Investment and Partnership Devel Program	200	18.5949097	*-33.89079226*	12	–	–	–	–	–	-	–
Governance and administration	Extreme Festival Nc Motor Racing	S26.00308	*Enabling environment for investment and improved competitiveness*	*Growth*	Investment and Partnership Devel Program	200	18.5949097	*-33.89079226*	150	–	–	–	–	–	-	–
Governance and administration	Ctt-Metro Police	S26.00309-MP	*Enabling environment for investment and improved competitiveness*	*Growth*	Investment and Partnership Devel Program	200	18.5949097	*-33.89079226*	22	–	–	–	–	–	-	–
Governance and administration	Ctt-Traffic Services	S26.00309-TS	*Enabling environment for investment and improved competitiveness*	*Growth*	Investment and Partnership Devel Program	200	18.5949097	*-33.89079226*	93	–	–	–	–	–	-	–
Trading services	Epwp Labour Costs	S26.00310-EP	*Improved service delivery in the local government sphere*	*Growth*	Promotg Cleanliness& illegal dumping prg	200	18.5949097	*-33.89079226*	63	–	–	18	–	18	100.0%	–
Governance and administration	Run4Freedom-Disaster Risk	S26.00312-DR	*Enabling environment for investment and improved competitiveness*	*Growth*	Investment and Partnership Devel Program	200	18.5949097	*-33.89079226*	6	–	–	–	–	–	-	–
Governance and administration	ARYC-Traffic Services	S26.00314-TS	*Enabling environment for investment and improved competitiveness*	*Growth*	Investment and Partnership Devel Program	200	18.5949097	*-33.89079226*	36	–	–	–	–	–	-	–
Governance and administration	Jazz in the City	S26.00316	*Enabling environment for investment and improved competitiveness*	*Growth*	Investment and Partnership Devel Program	200	18.5949097	*-33.89079226*	330	–	–	–	–	–	-	–
Governance and administration	Llat-Ablution Services	S26.00317-AB	*Enabling environment for investment and improved competitiveness*	*Growth*	Investment and Partnership Devel Program	200	18.5949097	*-33.89079226*	63	–	–	–	–	–	-	–
Governance and administration	Llat-Disaster Management	S26.00317-DR	*Enabling environment for investment and improved competitiveness*	*Growth*	Investment and Partnership Devel Program	200	18.5949097	*-33.89079226*	4	–	–	–	–	–	-	–
Governance and administration	Llat-Fencing	S26.00317-FC	*Enabling environment for investment and improved competitiveness*	*Growth*	Investment and Partnership Devel Program	200	18.5949097	*-33.89079226*	20	–	–	–	–	–	-	–
Governance and administration	Llat-Medical Services	S26.00317-MS	*Enabling environment for investment and improved competitiveness*	*Growth*	Investment and Partnership Devel Program	200	18.5949097	*-33.89079226*	95	–	–	–	–	–	-	–
Economic and environmental services	PSP_DKA	S26.00318-DK	*Reduced poverty and improved livelihoods*	*Governance*	Spatial Integration & Transform Program	200	18.5949097	*-33.89079226*	376	–	–	–	–	–	-	–
Economic and environmental services	Qppp86_Grand Parade	S26.00318-GP	*Reduced poverty and improved livelihoods*	*Governance*	Spatial Integration & Transform Program	200	18.5949097	*-33.89079226*	1 875	–	–	–	–	–	-	–
Economic and environmental services	QPPP60_Goodwood QPS	S26.00318-GW	*Reduced poverty and improved livelihoods*	*Governance*	Spatial Integration & Transform Program	200	18.5949097	*-33.89079226*	169	–	–	–	–	–	-	–
Economic and environmental services	PSP_HHO OHS	S26.00318-HH	*Reduced poverty and improved livelihoods*	*Governance*	Spatial Integration & Transform Program	200	18.5949097	*-33.89079226*	60	–	–	–	–	–	-	–
Economic and environmental services	QPPP88_Mill Street Skate Park	S26.00318-MP	*Reduced poverty and improved livelihoods*	*Governance*	Spatial Integration & Transform Program	200	18.5949097	*-33.89079226*	94	–	–	–	–	–	-	–
Economic and environmental services	Qppp51_Nantes District Park	S26.00318-NP	*Reduced poverty and improved livelihoods*	*Governance*	Spatial Integration & Transform Program	200	18.5949097	*-33.89079226*	1 411	–	–	–	–	–	-	–
Economic and environmental services	QPPP01_Pampoenkraal	S26.00318-PK	*Reduced poverty and improved livelihoods*	*Governance*	Spatial Integration & Transform Program	200	18.5949097	*-33.89079226*	214	–	–	–	–	–	-	–
Economic and environmental services	Qppp91_St Andrews Square	S26.00318-SA	*Reduced poverty and improved livelihoods*	*Governance*	Spatial Integration & Transform Program	200	18.5949097	*-33.89079226*	93	–	–	–	–	–	-	–
Economic and environmental services	Qppp44_Woodstock Skate Park	S26.00318-WP	*Reduced poverty and improved livelihoods*	*Governance*	Spatial Integration & Transform Program	200	18.5949097	*-33.89079226*	195	–	–	–	–	–	-	–
Governance and administration	Data Management: Shared Services 2	S26.00319	*Skills for the economy*	*Growth*	Sustain,eff,safe & afford travel opt oth	200	18.5949097	*-33.89079226*	309	–	–	–	–	–	-	–
Other	CONVERGE AFRICA	S26.00320	*Increased infrastructure investment, access, and efficiency*	*Inclusion and access*	Increase Jobs &Investment CT economy oth	200	18.5949097	*-33.89079226*	150	–	–	–	–	–	-	–
Other	Africa Tech Week	S26.00321	*Increased infrastructure investment, access, and efficiency*	*Inclusion and access*	Increase Jobs &Investment CT economy oth	200	18.5949097	*-33.89079226*	300	–	–	–	–	–	-	–
Governance and administration	If-Savspa-Dhl Stadium	S26.00323-DH	*Enabling environment for investment and improved competitiveness*	*Growth*	Investment and Partnership Devel Program	200	18.5949097	*-33.89079226*	3 136	–	–	–	–	–	-	–

R thousand									2025/26	Budget Year 2026/27						
Function	Project Description	Project Number	MTDP Service Outcome	IUDF	Own Strategic Objectives	Ward Location	GPS Longitude	GPS Lattitude	Audited Outcome	Original Budget	Adjusted Budget	YearTD actual	YearTD budget	YTD variance	YTD variance %	Full Year Forecast
Governance and administration	If-Savspa-Disaster Risk Management	S26.00323-DR	*Enabling environment for investment and improved competitiveness*	*Growth*	Investment and Partnership Devel Program	200	18.5949097	*-33.89079226*	35	–	–	–	–	–	-	–
Governance and administration	If-Savspa-Fire Service	S26.00323-FS	*Enabling environment for investment and improved competitiveness*	*Growth*	Investment and Partnership Devel Program	200	18.5949097	*-33.89079226*	6	–	–	–	–	–	-	–
Governance and administration	If-Savspa-Health Service	S26.00323-HS	*Enabling environment for investment and improved competitiveness*	*Growth*	Investment and Partnership Devel Program	200	18.5949097	*-33.89079226*	9	–	–	–	–	–	-	–
Governance and administration	If-Savspa-Law Enforcement	S26.00323-LE	*Enabling environment for investment and improved competitiveness*	*Growth*	Investment and Partnership Devel Program	200	18.5949097	*-33.89079226*	73	–	–	–	–	–	-	–
Governance and administration	If-Savspa-Myciti	S26.00323-MC	*Enabling environment for investment and improved competitiveness*	*Growth*	Investment and Partnership Devel Program	200	18.5949097	*-33.89079226*	81	–	–	–	–	–	-	–
Governance and administration	If-Savspa-Media	S26.00323-ME	*Enabling environment for investment and improved competitiveness*	*Growth*	Investment and Partnership Devel Program	200	18.5949097	*-33.89079226*	219	–	–	–	–	–	-	–
Governance and administration	If-Savspa-Metro Police	S26.00323-MP	*Enabling environment for investment and improved competitiveness*	*Growth*	Investment and Partnership Devel Program	200	18.5949097	*-33.89079226*	101	–	–	–	–	–	-	–
Governance and administration	If-Savspa-Mayors Welcome Function	S26.00323-MW	*Enabling environment for investment and improved competitiveness*	*Growth*	Investment and Partnership Devel Program	200	18.5949097	*-33.89079226*	306	–	–	–	–	–	-	–
Governance and administration	IF-SA vs Panama Security	S26.00323-SS	*Enabling environment for investment and improved competitiveness*	*Growth*	Investment and Partnership Devel Program	200	18.5949097	*-33.89079226*	2	–	–	–	–	–	-	–
Governance and administration	If-Savspa-Tda	S26.00323-TD	*Enabling environment for investment and improved competitiveness*	*Growth*	Investment and Partnership Devel Program	200	18.5949097	*-33.89079226*	3	–	–	–	–	–	-	–
Governance and administration	If-Savspa-Transport Enforcement Unit	S26.00323-TE	*Enabling environment for investment and improved competitiveness*	*Growth*	Investment and Partnership Devel Program	200	18.5949097	*-33.89079226*	54	–	–	–	–	–	-	–
Governance and administration	If-Savspa-Traffic Services	S26.00323-TS	*Enabling environment for investment and improved competitiveness*	*Growth*	Investment and Partnership Devel Program	200	18.5949097	*-33.89079226*	262	–	–	–	–	–	-	–
Other	THE GOOD LIFE SHOW	S26.00324	*Increased infrastructure investment, access, and efficiency*	*Inclusion and access*	Increase Jobs &Investment CT economy oth	200	18.5949097	*-33.89079226*	49	–	–	–	–	–	-	–
Governance and administration	ZBDC-Traffic Services	S26.00326-TS	*Enabling environment for investment and improved competitiveness*	*Growth*	Investment and Partnership Devel Program	200	18.5949097	*-33.89079226*	74	–	–	–	–	–	-	–
Governance and administration	Uc-Law Enforcement	S26.00327-LE	*Enabling environment for investment and improved competitiveness*	*Growth*	Investment and Partnership Devel Program	200	18.5949097	*-33.89079226*	12	–	–	–	–	–	-	–
Economic and environmental services	Masiphumelele Facilitation	S26.00328	*Reduced poverty and improved livelihoods*	*Governance*	Spatial Integration & Transform Program	200	18.5949097	*-33.89079226*	218	–	–	–	–	–	-	–
Governance and administration	USA-Disaster Risk Management	S26.00330-DR	*Enabling environment for investment and improved competitiveness*	*Growth*	Investment and Partnership Devel Program	200	18.5949097	*-33.89079226*	36	–	–	–	–	–	-	–
Governance and administration	USA-Fire Services	S26.00330-FS	*Enabling environment for investment and improved competitiveness*	*Growth*	Investment and Partnership Devel Program	200	18.5949097	*-33.89079226*	8	–	–	–	–	–	-	–
Governance and administration	USA-Law Enforcement	S26.00330-LE	*Enabling environment for investment and improved competitiveness*	*Growth*	Investment and Partnership Devel Program	200	18.5949097	*-33.89079226*	50	–	–	–	–	–	-	–
Governance and administration	USA-Transport Services	S26.00330-TP	*Enabling environment for investment and improved competitiveness*	*Growth*	Investment and Partnership Devel Program	200	18.5949097	*-33.89079226*	4	–	–	–	–	–	-	–
Governance and administration	USA-Traffic Services	S26.00330-TS	*Enabling environment for investment and improved competitiveness*	*Growth*	Investment and Partnership Devel Program	200	18.5949097	*-33.89079226*	38	–	–	–	–	–	-	–
Governance and administration	PNP-Event Organiser	S26.00331-EO	*Enabling environment for investment and improved competitiveness*	*Growth*	Investment and Partnership Devel Program	200	18.5949097	*-33.89079226*	49	–	–	–	–	–	-	–
Governance and administration	PNP-Traffic Services	S26.00331-TS	*Enabling environment for investment and improved competitiveness*	*Growth*	Investment and Partnership Devel Program	200	18.5949097	*-33.89079226*	11	–	–	–	–	–	-	–
Governance and administration	Waa-Dhl Stadium Rental	S26.00332-DH	*Enabling environment for investment and improved competitiveness*	*Growth*	Investment and Partnership Devel Program	200	18.5949097	*-33.89079226*	550	–	–	–	–	–	-	–
Economic and environmental services	R&M-Klitsha Solomon Mahlangu Hall	S26.00333	*Reduced poverty and improved livelihoods*	*Spatial integration*	Targeted Urban Development Programme	200	18.5949097	*-33.89079226*	645	–	–	–	–	–	-	–
Trading services	AMI: MAINT & REP PROJECT FY26	S26.00334-CS	*An ethical, capable, and professional public service*	*Inclusion and access*	Capable & collaborative City govmnt oth	200	18.5949097	*-33.89079226*	4	–	–	–	–	–	-	–
Economic and environmental services	LPS Communications	S26.00335	*Reduced poverty and improved livelihoods*	*Governance*	Spatial Integration & Transform Program	200	18.5949097	*-33.89079226*	472	–	–	–	–	–	-	–
Governance and administration	URCP-DHL Stadium	S26.00336-DH	*Enabling environment for investment and improved competitiveness*	*Growth*	Investment and Partnership Devel Program	200	18.5949097	*-33.89079226*	998	–	–	–	–	–	-	–
Governance and administration	URCP-Security Services	S26.00336-SS	*Enabling environment for investment and improved competitiveness*	*Growth*	Investment and Partnership Devel Program	200	18.5949097	*-33.89079226*	2	–	–	–	–	–	-	–
Governance and administration	Encounters SA28th Int Doc Festival	S26.00337	*Enabling environment for investment and improved competitiveness*	*Growth*	Investment and Partnership Devel Program	200	18.5949097	*-33.89079226*	600	–	–	–	–	–	-	–
Governance and administration	Safe Sport Int. Global Conference	S26.00338	*Enabling environment for investment and improved competitiveness*	*Growth*	Investment and Partnership Devel Program	200	18.5949097	*-33.89079226*	100	–	–	–	–	–	-	–
Governance and administration	Aquanauts Beneath The Surface	S26.00340	*Enabling environment for investment and improved competitiveness*	*Growth*	Investment and Partnership Devel Program	200	18.5949097	*-33.89079226*	730	–	–	–	–	–	-	–
Governance and administration	Silas en die Donker Man	S26.00341	*Enabling environment for investment and improved competitiveness*	*Growth*	Investment and Partnership Devel Program	200	18.5949097	*-33.89079226*	1 250	–	–	–	–	–	-	–
Governance and administration	Spinners	S26.00342	*Enabling environment for investment and improved competitiveness*	*Growth*	Investment and Partnership Devel Program	200	18.5949097	*-33.89079226*	1 250	–	–	–	–	–	-	–
Governance and administration	Omdraai	S26.00343	*Enabling environment for investment and improved competitiveness*	*Growth*	Investment and Partnership Devel Program	200	18.5949097	*-33.89079226*	221	–	–	–	–	–	-	–
Governance and administration	Animal Therapy	S26.00344	*Enabling environment for investment and improved competitiveness*	*Growth*	Investment and Partnership Devel Program	200	18.5949097	*-33.89079226*	50	–	–	–	–	–	-	–
Governance and administration	Makin Magic Family Magic Show	S26.00345	*Enabling environment for investment and improved competitiveness*	*Growth*	Investment and Partnership Devel Program	200	18.5949097	*-33.89079226*	50	–	–	–	–	–	-	–
Governance and administration	Khamissa Art Festival	S26.00346	*Enabling environment for investment and improved competitiveness*	*Growth*	Investment and Partnership Devel Program	200	18.5949097	*-33.89079226*	43	–	–	–	–	–	-	–
Governance and administration	Culture of China and CT Dragon Boat Fest	S26.00347	*Enabling environment for investment and improved competitiveness*	*Growth*	Investment and Partnership Devel Program	200	18.5949097	*-33.89079226*	42	–	–	–	–	–	-	–
Governance and administration	YOUTH MONTH CLASSIC BASKETBALL TOURNAMEN	S26.00348	*Enabling environment for investment and improved competitiveness*	*Growth*	Investment and Partnership Devel Program	200	18.5949097	*-33.89079226*	49	–	–	–	–	–	-	–
Governance and administration	Gas Motorshow National Tour CT	S26.00349	*Enabling environment for investment and improved competitiveness*	*Growth*	Investment and Partnership Devel Program	200	18.5949097	*-33.89079226*	50	–	–	–	–	–	-	–
Governance and administration	Int. Hockey Fed FIH Mens NCT	S26.00350	*Enabling environment for investment and improved competitiveness*	*Growth*	Investment and Partnership Devel Program	200	18.5949097	*-33.89079226*	150	–	–	–	–	–	-	–

R thousand									2025/26	Budget Year 2026/27						
Function	Project Description	Project Number	MTDP Service Outcome	IUDF	Own Strategic Objectives	Ward Location	GPS Longitude	GPS Lattitude	Audited Outcome	Original Budget	Adjusted Budget	YearTD actual	YearTD budget	YTD variance	YTD variance %	Full Year Forecast
Community and public safety	Soetwater Resort Mowing	S26.00456	*Improved service delivery in the local government sphere*	*Spatial integration*	Clean & healthy waterways & beaches oth	200	18.5949097	*-33.89079226*	129	–	–	–	–	–	-	–
Community and public safety	Millers Point Resort Mowing	S26.00457	*Improved service delivery in the local government sphere*	*Spatial integration*	Clean & healthy waterways & beaches oth	200	18.5949097	*-33.89079226*	33	–	–	–	–	–	-	–
Community and public safety	Afrikaans Is 100 Jaar Groot	S26.00526-AV.BE.AS.JG	*Improved service delivery in the local government sphere*	*Governance*	Operational Sustainability Programme	200	18.5949097	*-33.89079226*	25	–	–	–	–	–	-	–
Community and public safety	Hsbc Svns - 6 & 7 December 25	S26.00526-AV.BE.HC.SS	*Improved service delivery in the local government sphere*	*Governance*	Operational Sustainability Programme	200	18.5949097	*-33.89079226*	239	–	–	–	–	–	-	–
Community and public safety	Dhl Stormers Vs Connacht 18 April 2026	S26.00526-AV.BE.RB.DS.CR	*Improved service delivery in the local government sphere*	*Governance*	Operational Sustainability Programme	200	18.5949097	*-33.89079226*	15	–	–	–	–	–	-	–
Community and public safety	Stormers Vs Edinburgh - 28/03/2026	S26.00526-AV.BE.RB.DS.EB	*Improved service delivery in the local government sphere*	*Governance*	Operational Sustainability Programme	200	18.5949097	*-33.89079226*	14	–	–	–	–	–	-	–
Community and public safety	Dhl Stormers Vs Glasgow 25 April 2026	S26.00526-AV.BE.RB.DS.GW	*Improved service delivery in the local government sphere*	*Governance*	Operational Sustainability Programme	200	18.5949097	*-33.89079226*	15	–	–	–	–	–	-	–
Community and public safety	Dhl Stormers Vs Sharks - 24 Jan 2026	S26.00526-AV.BE.RB.DS.HS	*Improved service delivery in the local government sphere*	*Governance*	Operational Sustainability Programme	200	18.5949097	*-33.89079226*	15	–	–	–	–	–	-	–
Community and public safety	Dhl Stormers Vs Ospreys 3 October 25	S26.00526-AV.BE.RB.DS.OP	*Improved service delivery in the local government sphere*	*Governance*	Operational Sustainability Programme	200	18.5949097	*-33.89079226*	7	–	–	–	–	–	-	–
Community and public safety	Dhl Stormers Vs Leicester 17 Jan 26	S26.00526-AV.BE.RB.SS.LR	*Improved service delivery in the local government sphere*	*Governance*	Operational Sustainability Programme	200	18.5949097	*-33.89079226*	14	–	–	–	–	–	-	–
Community and public safety	Dhl Stormers Vs Leinster 26 September	S26.00526-AV.BE.RB.WP.LS	*Improved service delivery in the local government sphere*	*Governance*	Operational Sustainability Programme	200	18.5949097	*-33.89079226*	7	–	–	–	–	–	-	–
Community and public safety	DHL Stormers vs Cardiff 30 May 2026	S26.00526-AV.BE.RG.DS.CD	*Improved service delivery in the local government sphere*	*Governance*	Operational Sustainability Programme	200	18.5949097	*-33.89079226*	15	–	–	–	–	–	-	–
Community and public safety	Stormers Vs Dragons - 22/03/2026	S26.00526-AV.BE.RG.DS.DR	*Improved service delivery in the local government sphere*	*Governance*	Operational Sustainability Programme	200	18.5949097	*-33.89079226*	19	–	–	–	–	–	-	–
Community and public safety	Dhl Stormers Vs Lions - 20 Dec 2025	S26.00526-AV.BE.RG.DS.LS	*Improved service delivery in the local government sphere*	*Governance*	Operational Sustainability Programme	200	18.5949097	*-33.89079226*	14	–	–	–	–	–	-	–
Community and public safety	Dhl Stormers Vs Vodacom Bulls 03.01.26	S26.00526-AV.BE.RG.DS.VB	*Improved service delivery in the local government sphere*	*Governance*	Operational Sustainability Programme	200	18.5949097	*-33.89079226*	15	–	–	–	–	–	-	–
Community and public safety	Springboks Vs Australia - 23 August 2025	S26.00526-AV.BE.RG.SA.AU	*Improved service delivery in the local government sphere*	*Governance*	Operational Sustainability Programme	200	18.5949097	*-33.89079226*	31	–	–	–	–	–	-	–
Community and public safety	Dhl Wp Vs Boland Kavaliers - 6 Sep 2025	S26.00526-AV.BE.RG.WP.BK	*Improved service delivery in the local government sphere*	*Governance*	Operational Sustainability Programme	200	18.5949097	*-33.89079226*	8	–	–	–	–	–	-	–
Community and public safety	Dhl Wp Vs Pumas - 30 Aug 2025	S26.00526-AV.BE.RG.WP.PU	*Improved service delivery in the local government sphere*	*Governance*	Operational Sustainability Programme	200	18.5949097	*-33.89079226*	8	–	–	–	–	–	-	–
Community and public safety	Dhl Wp Vs Bulls - 26 July 2025	S26.00526-AV.BE.RG.WP.VB	*Improved service delivery in the local government sphere*	*Governance*	Operational Sustainability Programme	200	18.5949097	*-33.89079226*	7	–	–	–	–	–	-	–
Community and public safety	Savpanamafifa Friendly-31/03/2026	S26.00526-AV.BE.SC.SA.PA	*Improved service delivery in the local government sphere*	*Governance*	Operational Sustainability Programme	200	18.5949097	*-33.89079226*	1 102	–	–	–	–	–	-	–
Community and public safety	Fc Stellenbosch Vs Belouizdad 01 Feb 26	S26.00526-AV.BE.SC.ST.BD	*Improved service delivery in the local government sphere*	*Governance*	Operational Sustainability Programme	200	18.5949097	*-33.89079226*	6	–	–	–	–	–	-	–
Community and public safety	Fc Stellenbosch Vs Kaizerchiefs 04 Feb26	S26.00526-AV.BE.SC.ST.KC	*Improved service delivery in the local government sphere*	*Governance*	Operational Sustainability Programme	200	18.5949097	*-33.89079226*	9	–	–	–	–	–	-	–
Community and public safety	Stellenboschfcvsingidablackstars 15Feb26	S26.00526-AV.BE.SC.ST.SB	*Improved service delivery in the local government sphere*	*Governance*	Operational Sustainability Programme	200	18.5949097	*-33.89079226*	6	–	–	–	–	–	-	–
Community and public safety	Mtn 8 Stellenbosch Vs Amazulu 3 Aug 2025	S26.00526-AV.BE.SH.AZ	*Improved service delivery in the local government sphere*	*Governance*	Operational Sustainability Programme	200	18.5949097	*-33.89079226*	6	–	–	–	–	–	-	–
Community and public safety	Stellenbosch Fc Vs Kaizer Chiefs 5 Oct25	S26.00526-AV.BE.SH.KC	*Improved service delivery in the local government sphere*	*Governance*	Operational Sustainability Programme	200	18.5949097	*-33.89079226*	7	–	–	–	–	–	-	–
Community and public safety	World Supercross Championship 15.12.25	S26.00526-AV.BE.WS.CP	*Improved service delivery in the local government sphere*	*Governance*	Operational Sustainability Programme	200	18.5949097	*-33.89079226*	27	–	–	–	–	–	-	–
Community and public safety	Human Settlements Conference 11-12 Nov25	S26.00526-AV.NB.CC.HS	*Improved service delivery in the local government sphere*	*Governance*	Operational Sustainability Programme	200	18.5949097	*-33.89079226*	9	–	–	–	–	–	-	–
Community and public safety	Coctail Function Allet Group- 18/06/2026	S26.00526-AV.NB.CF.AG	*Improved service delivery in the local government sphere*	*Governance*	Operational Sustainability Programme	200	18.5949097	*-33.89079226*	4	–	–	–	–	–	-	–
Community and public safety	Collborative Presentation 15 Oct 25	S26.00526-AV.NB.CP	*Improved service delivery in the local government sphere*	*Governance*	Operational Sustainability Programme	200	18.5949097	*-33.89079226*	4	–	–	–	–	–	-	–
Community and public safety	Cape Town Cycle Tour 25 Feb - 4 March 26	S26.00526-AV.NB.CT.CE	*Improved service delivery in the local government sphere*	*Governance*	Operational Sustainability Programme	200	18.5949097	*-33.89079226*	19	–	–	–	–	–	-	–
Community and public safety	Cape Town Marathon Concert 22 May 2026	S26.00526-AV.NB.CT.MC	*Improved service delivery in the local government sphere*	*Governance*	Operational Sustainability Programme	200	18.5949097	*-33.89079226*	5	–	–	–	–	–	-	–
Community and public safety	Cape Town Marathon Expo 21-24 May 2026	S26.00526-AV.NB.CT.ME	*Improved service delivery in the local government sphere*	*Governance*	Operational Sustainability Programme	200	18.5949097	*-33.89079226*	17	–	–	–	–	–	-	–
Community and public safety	Ipma South Africa 20-21 Nov 2025	S26.00526-AV.NB.IM.HS	*Improved service delivery in the local government sphere*	*Governance*	Operational Sustainability Programme	200	18.5949097	*-33.89079226*	8	–	–	–	–	–	-	–
Community and public safety	Mandela Day - 18 July 2025	S26.00526-AV.NB.MD	*Improved service delivery in the local government sphere*	*Governance*	Operational Sustainability Programme	200	18.5949097	*-33.89079226*	4	–	–	–	–	–	-	–
Community and public safety	Playbook Education Conference 21 Oct 25	S26.00526-AV.NB.PE.CF	*Improved service delivery in the local government sphere*	*Governance*	Operational Sustainability Programme	200	18.5949097	*-33.89079226*	8	–	–	–	–	–	-	–
Community and public safety	Sanlam Cape Town Marathon - 18 Oct 25	S26.00526-AV.TS.CM	*Improved service delivery in the local government sphere*	*Governance*	Operational Sustainability Programme	200	18.5949097	*-33.89079226*	25	–	–	–	–	–	-	–
Community and public safety	Afrikaans Is 100 Jaar Groot 20 Sept 25	S26.00526-BM.BE.AS.JG	*Improved service delivery in the local government sphere*	*Governance*	Operational Sustainability Programme	200	18.5949097	*-33.89079226*	99	–	–	–	–	–	-	–
Community and public safety	Hsbc Svns - 6 & 7 December 25	S26.00526-BM.BE.HC.SS	*Improved service delivery in the local government sphere*	*Governance*	Operational Sustainability Programme	200	18.5949097	*-33.89079226*	107	–	–	–	–	–	-	–
Community and public safety	Kaaps Klopse Jol - 05 Jan 2026	S26.00526-BM.BE.KK	*Improved service delivery in the local government sphere*	*Governance*	Operational Sustainability Programme	200	18.5949097	*-33.89079226*	12	–	–	–	–	–	-	–
Community and public safety	Dhl Stormers Vs Connacht 18 April 2026	S26.00526-BM.BE.RB.DS.CR	*Improved service delivery in the local government sphere*	*Governance*	Operational Sustainability Programme	200	18.5949097	*-33.89079226*	10	–	–	–	–	–	-	–
Community and public safety	Stormers Vs Edinburgh - 28/03/2026	S26.00526-BM.BE.RB.DS.EB	*Improved service delivery in the local government sphere*	*Governance*	Operational Sustainability Programme	200	18.5949097	*-33.89079226*	10	–	–	–	–	–	-	–
Community and public safety	Dhl Stormers Vs Glasgow 25 April 2026	S26.00526-BM.BE.RB.DS.GW	*Improved service delivery in the local government sphere*	*Governance*	Operational Sustainability Programme	200	18.5949097	*-33.89079226*	10	–	–	–	–	–	-	–

R thousand									2025/26	Budget Year 2026/27						
Function	Project Description	Project Number	MTDP Service Outcome	IUDF	Own Strategic Objectives	Ward Location	GPS Longitude	GPS Lattitude	Audited Outcome	Original Budget	Adjusted Budget	YearTD actual	YearTD budget	YTD variance	YTD variance %	Full Year Forecast
Community and public safety	Dhl Stormers Vs Sharks - 24 Jan 2026	S26.00526-BM.BE.RB.DS.HS	*Improved service delivery in the local government sphere*	*Governance*	Operational Sustainability Programme	200	18.5949097	*-33.89079226*	24	–	–	–	–	–	-	–
Community and public safety	Dhl Stormers Vs Lions - 20 Dec 2025	S26.00526-BM.BE.RB.DS.LS	*Improved service delivery in the local government sphere*	*Governance*	Operational Sustainability Programme	200	18.5949097	*-33.89079226*	10	–	–	–	–	–	-	–
Community and public safety	Dhl Stormers Vs Ospreys 3 October 25	S26.00526-BM.BE.RB.DS.OP	*Improved service delivery in the local government sphere*	*Governance*	Operational Sustainability Programme	200	18.5949097	*-33.89079226*	3	–	–	–	–	–	-	–
Community and public safety	Dhl Stormers Vs Vodacom Bulls 03.01.26	S26.00526-BM.BE.RB.DS.VB	*Improved service delivery in the local government sphere*	*Governance*	Operational Sustainability Programme	200	18.5949097	*-33.89079226*	28	–	–	–	–	–	-	–
Community and public safety	Dhl Stormers Vs Leicester 17 Jan 26	S26.00526-BM.BE.RB.SS.LR	*Improved service delivery in the local government sphere*	*Governance*	Operational Sustainability Programme	200	18.5949097	*-33.89079226*	8	–	–	–	–	–	-	–
Community and public safety	Dhl Stormers Vs Leinster 26 September	S26.00526-BM.BE.RB.WP.LS	*Improved service delivery in the local government sphere*	*Governance*	Operational Sustainability Programme	200	18.5949097	*-33.89079226*	3	–	–	–	–	–	-	–
Community and public safety	DHL Stormers vs Cardiff 30 May 2026	S26.00526-BM.BE.RG.DS.CD	*Improved service delivery in the local government sphere*	*Governance*	Operational Sustainability Programme	200	18.5949097	*-33.89079226*	15	–	–	–	–	–	-	–
Community and public safety	Stormers Vs Dragons - 22/03/2026	S26.00526-BM.BE.RG.DS.DR	*Improved service delivery in the local government sphere*	*Governance*	Operational Sustainability Programme	200	18.5949097	*-33.89079226*	14	–	–	–	–	–	-	–
Community and public safety	Springboks Vs Australia - 23 August 2025	S26.00526-BM.BE.RG.SA.AU	*Improved service delivery in the local government sphere*	*Governance*	Operational Sustainability Programme	200	18.5949097	*-33.89079226*	194	–	–	–	–	–	-	–
Community and public safety	Dhl Wp Vs Boland Kavaliers - 6 Sep 2025	S26.00526-BM.BE.RG.WP.BK	*Improved service delivery in the local government sphere*	*Governance*	Operational Sustainability Programme	200	18.5949097	*-33.89079226*	5	–	–	–	–	–	-	–
Community and public safety	Dhl Wp Vs Pumas - 30 Aug 2025	S26.00526-BM.BE.RG.WP.PU	*Improved service delivery in the local government sphere*	*Governance*	Operational Sustainability Programme	200	18.5949097	*-33.89079226*	5	–	–	–	–	–	-	–
Community and public safety	Dhl Wp Vs Bulls - 26 July 2025	S26.00526-BM.BE.RG.WP.VB	*Improved service delivery in the local government sphere*	*Governance*	Operational Sustainability Programme	200	18.5949097	*-33.89079226*	2	–	–	–	–	–	-	–
Community and public safety	Savpanamafifa Friendly-31/03/2026	S26.00526-BM.BE.SC.SA.PA	*Improved service delivery in the local government sphere*	*Governance*	Operational Sustainability Programme	200	18.5949097	*-33.89079226*	105	–	–	–	–	–	-	–
Community and public safety	Fc Stellenbosch Vs Belouizdad 01 Feb 26	S26.00526-BM.BE.SC.ST.BD	*Improved service delivery in the local government sphere*	*Governance*	Operational Sustainability Programme	200	18.5949097	*-33.89079226*	4	–	–	–	–	–	-	–
Community and public safety	Fc Stellenbosch Vs Kaizerchiefs 04 Feb26	S26.00526-BM.BE.SC.ST.KC	*Improved service delivery in the local government sphere*	*Governance*	Operational Sustainability Programme	200	18.5949097	*-33.89079226*	9	–	–	–	–	–	-	–
Community and public safety	Stellenboschfcvsingidablackstars 15Feb26	S26.00526-BM.BE.SC.ST.SB	*Improved service delivery in the local government sphere*	*Governance*	Operational Sustainability Programme	200	18.5949097	*-33.89079226*	4	–	–	–	–	–	-	–
Community and public safety	Mtn 8 Stellenbosch Vs Amazulu 3 Aug 2025	S26.00526-BM.BE.SH.AZ	*Improved service delivery in the local government sphere*	*Governance*	Operational Sustainability Programme	200	18.5949097	*-33.89079226*	2	–	–	–	–	–	-	–
Community and public safety	Stellenbosch Fc Vs Kaizer Chiefs 5 Oct25	S26.00526-BM.BE.SH.KC	*Improved service delivery in the local government sphere*	*Governance*	Operational Sustainability Programme	200	18.5949097	*-33.89079226*	5	–	–	–	–	–	-	–
Community and public safety	World Supercross Championship 15.12.25	S26.00526-BM.BE.WS.CP	*Improved service delivery in the local government sphere*	*Governance*	Operational Sustainability Programme	200	18.5949097	*-33.89079226*	44	–	–	–	–	–	-	–
Community and public safety	Networkconnection Filmshoot - 2-3 Mar 26	S26.00526-BM.FS.NC	*Improved service delivery in the local government sphere*	*Governance*	Operational Sustainability Programme	200	18.5949097	*-33.89079226*	2	–	–	–	–	–	-	–
Community and public safety	Human Settlements Conference 11-12 Nov25	S26.00526-BM.NB.CC.HS	*Improved service delivery in the local government sphere*	*Governance*	Operational Sustainability Programme	200	18.5949097	*-33.89079226*	3	–	–	–	–	–	-	–
Community and public safety	Cape Town Marathon Concert 22 May 2026	S26.00526-BM.NB.CT.MC	*Improved service delivery in the local government sphere*	*Governance*	Operational Sustainability Programme	200	18.5949097	*-33.89079226*	1	–	–	–	–	–	-	–
Community and public safety	Ipma Hope Summit 20-21 Nov 2025	S26.00526-BM.NB.IM.HS	*Improved service delivery in the local government sphere*	*Governance*	Operational Sustainability Programme	200	18.5949097	*-33.89079226*	3	–	–	–	–	–	-	–
Community and public safety	Specifying Techiques 19 March 2026	S26.00526-BM.NB.ST.MC	*Improved service delivery in the local government sphere*	*Governance*	Operational Sustainability Programme	200	18.5949097	*-33.89079226*	1	–	–	–	–	–	-	–
Community and public safety	We Are Africa - 4-8 May 2026	S26.00526-BM.NB.WE.AA	*Improved service delivery in the local government sphere*	*Governance*	Operational Sustainability Programme	200	18.5949097	*-33.89079226*	5	–	–	–	–	–	-	–
Community and public safety	Dhl Stormers Vs Leinster 26 September	S26.00526-CI.BE.BL.DS.LT	*Improved service delivery in the local government sphere*	*Governance*	Operational Sustainability Programme	200	18.5949097	*-33.89079226*	226	–	–	–	–	–	-	–
Community and public safety	DHL Stormers vs Cardiff 30 May 2026	S26.00526-CI.BE.RB.DS.CD	*Improved service delivery in the local government sphere*	*Governance*	Operational Sustainability Programme	200	18.5949097	*-33.89079226*	100	–	–	–	–	–	-	–
Community and public safety	Dhl Stormers Vs Connacht 18 April 2026	S26.00526-CI.BE.RB.DS.CR	*Improved service delivery in the local government sphere*	*Governance*	Operational Sustainability Programme	200	18.5949097	*-33.89079226*	101	–	–	–	–	–	-	–
Community and public safety	Dhl Stormers Vs Endinburgh 28 March 2026	S26.00526-CI.BE.RB.DS.EB	*Improved service delivery in the local government sphere*	*Governance*	Operational Sustainability Programme	200	18.5949097	*-33.89079226*	167	–	–	–	–	–	-	–
Community and public safety	DHL Stormers vs Glasgow Warriors	S26.00526-CI.BE.RB.DS.GW	*Improved service delivery in the local government sphere*	*Governance*	Operational Sustainability Programme	200	18.5949097	*-33.89079226*	232	–	–	–	–	–	-	–
Community and public safety	Dhl Stormers Vs Sharks - 24 Jan 2026	S26.00526-CI.BE.RB.DS.HS	*Improved service delivery in the local government sphere*	*Governance*	Operational Sustainability Programme	200	18.5949097	*-33.89079226*	99	–	–	–	–	–	-	–
Community and public safety	Dhl Stormers Vs Ospreys 3 October 25	S26.00526-CI.BE.RB.DS.OP	*Improved service delivery in the local government sphere*	*Governance*	Operational Sustainability Programme	200	18.5949097	*-33.89079226*	102	–	–	–	–	–	-	–
Community and public safety	Dhl Stormers Vs Leicester 17 Jan 26	S26.00526-CI.BE.RB.SS.LR	*Improved service delivery in the local government sphere*	*Governance*	Operational Sustainability Programme	200	18.5949097	*-33.89079226*	99	–	–	–	–	–	-	–
Community and public safety	Dhl Stormers Vs Leinster 26 September25	S26.00526-CI.BE.RB.WP.LS	*Improved service delivery in the local government sphere*	*Governance*	Operational Sustainability Programme	200	18.5949097	*-33.89079226*	101	–	–	–	–	–	-	–
Community and public safety	Dhl Stormers Vs Bulls - 3 Jan 25	S26.00526-CI.BE.RG.DS.BS	*Improved service delivery in the local government sphere*	*Governance*	Operational Sustainability Programme	200	18.5949097	*-33.89079226*	102	–	–	–	–	–	-	–
Community and public safety	Dhl Stormers Vs Emirates Lions 20 Dec 25	S26.00526-CI.BE.RG.DS.LS	*Improved service delivery in the local government sphere*	*Governance*	Operational Sustainability Programme	200	18.5949097	*-33.89079226*	65	–	–	–	–	–	-	–
Community and public safety	Springboks Vs Australia - 23 August 2025	S26.00526-CI.BE.RG.SA.AU	*Improved service delivery in the local government sphere*	*Governance*	Operational Sustainability Programme	200	18.5949097	*-33.89079226*	143	–	–	–	–	–	-	–
Community and public safety	Savpanamafifa Friendly-31/03/2026	S26.00526-CI.BE.SC.SA.PA	*Improved service delivery in the local government sphere*	*Governance*	Operational Sustainability Programme	200	18.5949097	*-33.89079226*	532	–	–	–	–	–	-	–
Community and public safety	Fc Stellenbosch Vs Kaizerchiefs 04 Feb26	S26.00526-CI.BE.SC.ST.KC	*Improved service delivery in the local government sphere*	*Governance*	Operational Sustainability Programme	200	18.5949097	*-33.89079226*	63	–	–	–	–	–	-	–
Community and public safety	Stellenbosch Fc Vs Kaizer Chiefs 5 Oct25	S26.00526-CI.BE.SH.KC	*Improved service delivery in the local government sphere*	*Governance*	Operational Sustainability Programme	200	18.5949097	*-33.89079226*	65	–	–	–	–	–	-	–
Community and public safety	World Supercross Championship 15.12.25	S26.00526-CI.BE.WS.CP	*Improved service delivery in the local government sphere*	*Governance*	Operational Sustainability Programme	200	18.5949097	*-33.89079226*	57	–	–	–	–	–	-	–
Community and public safety	Dhl Stormers Vs Dragons 22 March 2026	S26.00526-CI.BL.BE.RG.DS	*Improved service delivery in the local government sphere*	*Governance*	Operational Sustainability Programme	200	18.5949097	*-33.89079226*	147	–	–	–	–	–	-	–

R thousand									2025/26	Budget Year 2026/27						
Function	Project Description	Project Number	MTDP Service Outcome	IUDF	Own Strategic Objectives	Ward Location	GPS Longitude	GPS Lattitude	Audited Outcome	Original Budget	Adjusted Budget	YearTD actual	YearTD budget	YTD variance	YTD variance %	Full Year Forecast
Community and public safety	DHL Stormers vs Cardiff 30 May 2026	S26.00526-CI.BL.RB.DS.CD	*Improved service delivery in the local government sphere*	*Governance*	Operational Sustainability Programme	200	18.5949097	*-33.89079226*	539	–	–	–	–	–	-	–
Community and public safety	Dhl Stormers Vs Connacht 18 April 2026	S26.00526-CI.BL.RB.DS.CR	*Improved service delivery in the local government sphere*	*Governance*	Operational Sustainability Programme	200	18.5949097	*-33.89079226*	231	–	–	–	–	–	-	–
Community and public safety	Dhl Stormers Vs Endinburgh 28 March 2026	S26.00526-CI.BL.RB.DS.EB	*Improved service delivery in the local government sphere*	*Governance*	Operational Sustainability Programme	200	18.5949097	*-33.89079226*	286	–	–	–	–	–	-	–
Community and public safety	Dhl Stormers Vs Glasgow Warriors	S26.00526-CI.BL.RB.DS.GW	*Improved service delivery in the local government sphere*	*Governance*	Operational Sustainability Programme	200	18.5949097	*-33.89079226*	271	–	–	–	–	–	-	–
Community and public safety	Dhl Stormers Vs Sharks - 24 Jan 2026	S26.00526-CI.BL.RB.DS.HS	*Improved service delivery in the local government sphere*	*Governance*	Operational Sustainability Programme	200	18.5949097	*-33.89079226*	441	–	–	–	–	–	-	–
Community and public safety	Dhl Stormers Vs Ospreys 3 October 25	S26.00526-CI.BL.RB.DS.OP	*Improved service delivery in the local government sphere*	*Governance*	Operational Sustainability Programme	200	18.5949097	*-33.89079226*	161	–	–	–	–	–	-	–
Community and public safety	Dhl Stormers Vs Leicester 17 Jan 26	S26.00526-CI.BL.RB.SS.LR	*Improved service delivery in the local government sphere*	*Governance*	Operational Sustainability Programme	200	18.5949097	*-33.89079226*	381	–	–	–	–	–	-	–
Community and public safety	Dhl Stormers Vs Leinster 26 September25	S26.00526-CI.BL.RB.WP.LS	*Improved service delivery in the local government sphere*	*Governance*	Operational Sustainability Programme	200	18.5949097	*-33.89079226*	11	–	–	–	–	–	-	–
Community and public safety	Dhl Stormers Vs Bulls - 3 Jan 25	S26.00526-CI.BL.RG.DS.BS	*Improved service delivery in the local government sphere*	*Governance*	Operational Sustainability Programme	200	18.5949097	*-33.89079226*	512	–	–	–	–	–	-	–
Community and public safety	Dhl Stormers Vs Emirates Lions 20 Dec 25	S26.00526-CI.BL.RG.DS.LS	*Improved service delivery in the local government sphere*	*Governance*	Operational Sustainability Programme	200	18.5949097	*-33.89079226*	294	–	–	–	–	–	-	–
Community and public safety	Dhl Wp Vs Bulls - 26 July 2025	S26.00526-CI.BL.RG.WB.VB	*Improved service delivery in the local government sphere*	*Governance*	Operational Sustainability Programme	200	18.5949097	*-33.89079226*	29	–	–	–	–	–	-	–
Community and public safety	Savpanamafifa Friendly-31/03/2026	S26.00526-CI.BL.SC.SA.PA	*Improved service delivery in the local government sphere*	*Governance*	Operational Sustainability Programme	200	18.5949097	*-33.89079226*	181	–	–	–	–	–	-	–
Community and public safety	BL Hosp Supporter Lounge CashBar 2526 FY	S26.00526-CI.BL.SL.CB	*Improved service delivery in the local government sphere*	*Governance*	Operational Sustainability Programme	200	18.5949097	*-33.89079226*	401	–	–	–	–	–	-	–
Community and public safety	Wp Vs Pumas 6 September 2025	S26.00526-CI.BL.WP.BK	*Improved service delivery in the local government sphere*	*Governance*	Operational Sustainability Programme	200	18.5949097	*-33.89079226*	35	–	–	–	–	–	-	–
Community and public safety	Wp Vs Pumas 30 August 2025	S26.00526-CI.BL.WP.PS	*Improved service delivery in the local government sphere*	*Governance*	Operational Sustainability Programme	200	18.5949097	*-33.89079226*	21	–	–	–	–	–	-	–
Community and public safety	Human Settlements Conference 11-12 Nov25	S26.00526-CI.NB.CC.HS	*Improved service delivery in the local government sphere*	*Governance*	Operational Sustainability Programme	200	18.5949097	*-33.89079226*	1 368	–	–	–	–	–	-	–
Community and public safety	Savpanamamayoralwelcomefunction29/03/26	S26.00526-CI.NB.CF.ME	*Improved service delivery in the local government sphere*	*Governance*	Operational Sustainability Programme	200	18.5949097	*-33.89079226*	257	–	–	–	–	–	-	–
Community and public safety	Mayoral Cocktail Event - 18 August 2025	S26.00526-CI.NB.MC	*Improved service delivery in the local government sphere*	*Governance*	Operational Sustainability Programme	200	18.5949097	*-33.89079226*	182	–	–	–	–	–	-	–
Community and public safety	Mayoral Media Engangement 02/02/26	S26.00526-CI.NB.ME	*Improved service delivery in the local government sphere*	*Governance*	Operational Sustainability Programme	200	18.5949097	*-33.89079226*	140	–	–	–	–	–	-	–
Community and public safety	Nt Mid Yr Budget Review 26 27 Jan 26	S26.00526-CI.NB.NT.BR	*Improved service delivery in the local government sphere*	*Governance*	Operational Sustainability Programme	200	18.5949097	*-33.89079226*	162	–	–	–	–	–	-	–
Community and public safety	Workshp-Provincial Treasury MFMA26/06/26	S26.00526-CI.NB.PT.WS	*Improved service delivery in the local government sphere*	*Governance*	Operational Sustainability Programme	200	18.5949097	*-33.89079226*	19	–	–	–	–	–	-	–
Community and public safety	Saco Conference 4-5 Nov 2025	S26.00526-CI.NB.SA.IC	*Improved service delivery in the local government sphere*	*Governance*	Operational Sustainability Programme	200	18.5949097	*-33.89079226*	1 638	–	–	–	–	–	-	–
Community and public safety	Urban Mobility 18 Nov 2025	S26.00526-CI.NB.UM	*Improved service delivery in the local government sphere*	*Governance*	Operational Sustainability Programme	200	18.5949097	*-33.89079226*	11	–	–	–	–	–	-	–
Community and public safety	Hospitality Mayors Suite Aig	S26.00526-CI.SE.BE.AS.JG	*Improved service delivery in the local government sphere*	*Governance*	Operational Sustainability Programme	200	18.5949097	*-33.89079226*	28	–	–	–	–	–	-	–
Community and public safety	Afrikaans Is 100 Jaar Groot 20 Sept 25	S26.00526-CL.BE.AS.JG	*Improved service delivery in the local government sphere*	*Governance*	Operational Sustainability Programme	200	18.5949097	*-33.89079226*	390	–	–	–	–	–	-	–
Community and public safety	Hsbc Svns - 6 & 7 December 25	S26.00526-CL.BE.HC.SS	*Improved service delivery in the local government sphere*	*Governance*	Operational Sustainability Programme	200	18.5949097	*-33.89079226*	637	–	–	–	–	–	-	–
Community and public safety	Kaaps Klopse Jol - 05 Jan 2026	S26.00526-CL.BE.KK	*Improved service delivery in the local government sphere*	*Governance*	Operational Sustainability Programme	200	18.5949097	*-33.89079226*	293	–	–	–	–	–	-	–
Community and public safety	Dhl Stormers Vs Connacht 18 April 2026	S26.00526-CL.BE.RB.DS.CR	*Improved service delivery in the local government sphere*	*Governance*	Operational Sustainability Programme	200	18.5949097	*-33.89079226*	144	–	–	–	–	–	-	–
Community and public safety	Stormers Vs Edinburgh - 28/03/2026	S26.00526-CL.BE.RB.DS.EB	*Improved service delivery in the local government sphere*	*Governance*	Operational Sustainability Programme	200	18.5949097	*-33.89079226*	222	–	–	–	–	–	-	–
Community and public safety	Dhl Stormers Vs Glasgow 25 April 2026	S26.00526-CL.BE.RB.DS.GW	*Improved service delivery in the local government sphere*	*Governance*	Operational Sustainability Programme	200	18.5949097	*-33.89079226*	198	–	–	–	–	–	-	–
Community and public safety	Dhl Stormers Vs Sharks - 24 Jan 2026	S26.00526-CL.BE.RB.DS.HS	*Improved service delivery in the local government sphere*	*Governance*	Operational Sustainability Programme	200	18.5949097	*-33.89079226*	332	–	–	–	–	–	-	–
Community and public safety	Dhl Stormers Vs Ospreys 3 October 25	S26.00526-CL.BE.RB.DS.OP	*Improved service delivery in the local government sphere*	*Governance*	Operational Sustainability Programme	200	18.5949097	*-33.89079226*	126	–	–	–	–	–	-	–
Community and public safety	Dhl Stormers Vs Leicester 17 Jan 26	S26.00526-CL.BE.RB.SS.LR	*Improved service delivery in the local government sphere*	*Governance*	Operational Sustainability Programme	200	18.5949097	*-33.89079226*	203	–	–	–	–	–	-	–
Community and public safety	Dhl Stormers Vs Leinster 26 September	S26.00526-CL.BE.RB.WP.LS	*Improved service delivery in the local government sphere*	*Governance*	Operational Sustainability Programme	200	18.5949097	*-33.89079226*	126	–	–	–	–	–	-	–
Community and public safety	DHL Stormers vs Cardiff 30 May 2026	S26.00526-CL.BE.RG.DS.CD	*Improved service delivery in the local government sphere*	*Governance*	Operational Sustainability Programme	200	18.5949097	*-33.89079226*	246	–	–	–	–	–	-	–
Community and public safety	Stormers Vs Dragons - 22/03/2026	S26.00526-CL.BE.RG.DS.DR	*Improved service delivery in the local government sphere*	*Governance*	Operational Sustainability Programme	200	18.5949097	*-33.89079226*	179	–	–	–	–	–	-	–
Community and public safety	Dhl Stormers Vs Lions - 20 Dec 2025	S26.00526-CL.BE.RG.DS.LS	*Improved service delivery in the local government sphere*	*Governance*	Operational Sustainability Programme	200	18.5949097	*-33.89079226*	215	–	–	–	–	–	-	–
Community and public safety	Dhl Stormers Vs Vodacom Bulls 03.01.26	S26.00526-CL.BE.RG.DS.VB	*Improved service delivery in the local government sphere*	*Governance*	Operational Sustainability Programme	200	18.5949097	*-33.89079226*	348	–	–	–	–	–	-	–
Community and public safety	Springboks Vs Australia - 23 August 2025	S26.00526-CL.BE.RG.SA.AU	*Improved service delivery in the local government sphere*	*Governance*	Operational Sustainability Programme	200	18.5949097	*-33.89079226*	730	–	–	–	–	–	-	–
Community and public safety	Dhl Wp Vs Boland Kavaliers - 6 Sep 2025	S26.00526-CL.BE.RG.WP.BK	*Improved service delivery in the local government sphere*	*Governance*	Operational Sustainability Programme	200	18.5949097	*-33.89079226*	99	–	–	–	–	–	-	–
Community and public safety	Dhl Wp Vs Pumas - 30 Aug 2025	S26.00526-CL.BE.RG.WP.PU	*Improved service delivery in the local government sphere*	*Governance*	Operational Sustainability Programme	200	18.5949097	*-33.89079226*	94	–	–	–	–	–	-	–
Community and public safety	Dhl Wp Vs Bulls - 26 July 2025	S26.00526-CL.BE.RG.WP.VB	*Improved service delivery in the local government sphere*	*Governance*	Operational Sustainability Programme	200	18.5949097	*-33.89079226*	90	–	–	–	–	–	-	–

R thousand									2025/26	Budget Year 2026/27						
Function	Project Description	Project Number	MTDP Service Outcome	IUDF	Own Strategic Objectives	Ward Location	GPS Longitude	GPS Lattitude	Audited Outcome	Original Budget	Adjusted Budget	YearTD actual	YearTD budget	YTD variance	YTD variance %	Full Year Forecast
Community and public safety	Savpanamafifa Friendly-31/03/2026	S26.00526-CL.BE.SC.SA.PA	*Improved service delivery in the local government sphere*	*Governance*	Operational Sustainability Programme	200	18.5949097	*-33.89079226*	190	–	–	–	–	–	-	–
Community and public safety	Fc Stellenbosch Vs Belouizdad 01 Feb 26	S26.00526-CL.BE.SC.ST.BD	*Improved service delivery in the local government sphere*	*Governance*	Operational Sustainability Programme	200	18.5949097	*-33.89079226*	73	–	–	–	–	–	-	–
Community and public safety	Fc Stellenbosch Vs Kaizerchiefs 04 Feb26	S26.00526-CL.BE.SC.ST.KC	*Improved service delivery in the local government sphere*	*Governance*	Operational Sustainability Programme	200	18.5949097	*-33.89079226*	165	–	–	–	–	–	-	–
Community and public safety	Stellenboschfcvsingidablackstars 15Feb26	S26.00526-CL.BE.SC.ST.SB	*Improved service delivery in the local government sphere*	*Governance*	Operational Sustainability Programme	200	18.5949097	*-33.89079226*	37	–	–	–	–	–	-	–
Community and public safety	Mtn 8 Stellenbosch Vs Amazulu 3 Aug 2025	S26.00526-CL.BE.SH.AZ	*Improved service delivery in the local government sphere*	*Governance*	Operational Sustainability Programme	200	18.5949097	*-33.89079226*	30	–	–	–	–	–	-	–
Community and public safety	Stellenbosch Fc Vs Kaizer Chiefs 5 Oct25	S26.00526-CL.BE.SH.KC	*Improved service delivery in the local government sphere*	*Governance*	Operational Sustainability Programme	200	18.5949097	*-33.89079226*	231	–	–	–	–	–	-	–
Community and public safety	World Supercross Championship 15.12.25	S26.00526-CL.BE.WS.CP	*Improved service delivery in the local government sphere*	*Governance*	Operational Sustainability Programme	200	18.5949097	*-33.89079226*	159	–	–	–	–	–	-	–
Community and public safety	Networkconnection Filmshoot - 2-3 Mar 26	S26.00526-CL.FS.NC	*Improved service delivery in the local government sphere*	*Governance*	Operational Sustainability Programme	200	18.5949097	*-33.89079226*	8	–	–	–	–	–	-	–
Community and public safety	Curated Collective Launch - 6 Nov 25	S26.00526-CL.NB.CC	*Improved service delivery in the local government sphere*	*Governance*	Operational Sustainability Programme	200	18.5949097	*-33.89079226*	16	–	–	–	–	–	-	–
Community and public safety	Counder Conference Dinner - 28-30 Jan 26	S26.00526-CL.NB.CC.GD	*Improved service delivery in the local government sphere*	*Governance*	Operational Sustainability Programme	200	18.5949097	*-33.89079226*	17	–	–	–	–	–	-	–
Community and public safety	Human Settlements Conference 11-12 Nov25	S26.00526-CL.NB.CC.HS	*Improved service delivery in the local government sphere*	*Governance*	Operational Sustainability Programme	200	18.5949097	*-33.89079226*	11	–	–	–	–	–	-	–
Community and public safety	Cocktail Function(Aliet Group)19/06/2026	S26.00526-CL.NB.CF.AG	*Improved service delivery in the local government sphere*	*Governance*	Operational Sustainability Programme	200	18.5949097	*-33.89079226*	17	–	–	–	–	–	-	–
Community and public safety	Savpanamamayoralwelcomefunction29/03/26	S26.00526-CL.NB.CF.ME	*Improved service delivery in the local government sphere*	*Governance*	Operational Sustainability Programme	200	18.5949097	*-33.89079226*	9	–	–	–	–	–	-	–
Community and public safety	Collborative Presentation 15 Oct 25	S26.00526-CL.NB.CP	*Improved service delivery in the local government sphere*	*Governance*	Operational Sustainability Programme	200	18.5949097	*-33.89079226*	2	–	–	–	–	–	-	–
Community and public safety	Caroline Red Wine 24 July 2025	S26.00526-CL.NB.CR	*Improved service delivery in the local government sphere*	*Governance*	Operational Sustainability Programme	200	18.5949097	*-33.89079226*	11	–	–	–	–	–	-	–
Community and public safety	Cape Town Cycle Tour 25 Feb - 4 March 26	S26.00526-CL.NB.CT.CE	*Improved service delivery in the local government sphere*	*Governance*	Operational Sustainability Programme	200	18.5949097	*-33.89079226*	152	–	–	–	–	–	-	–
Community and public safety	Cape Town Carnival Trust 21/03/2026	S26.00526-CL.NB.CT.CT	*Improved service delivery in the local government sphere*	*Governance*	Operational Sustainability Programme	200	18.5949097	*-33.89079226*	2	–	–	–	–	–	-	–
Community and public safety	Cape Town Marathon Concert 22 May 2026	S26.00526-CL.NB.CT.MC	*Improved service delivery in the local government sphere*	*Governance*	Operational Sustainability Programme	200	18.5949097	*-33.89079226*	92	–	–	–	–	–	-	–
Community and public safety	Cape Town Marathon Expo 21-24 May 2026	S26.00526-CL.NB.CT.ME	*Improved service delivery in the local government sphere*	*Governance*	Operational Sustainability Programme	200	18.5949097	*-33.89079226*	123	–	–	–	–	–	-	–
Community and public safety	Carolines White Wine 6 November 25	S26.00526-CL.NB.CW	*Improved service delivery in the local government sphere*	*Governance*	Operational Sustainability Programme	200	18.5949097	*-33.89079226*	11	–	–	–	–	–	-	–
Community and public safety	DHL x Stormers Cocktail 12 June 2026	S26.00526-CL.NB.DH.SC	*Improved service delivery in the local government sphere*	*Governance*	Operational Sustainability Programme	200	18.5949097	*-33.89079226*	19	–	–	–	–	–	-	–
Community and public safety	DHL Suite Dinner 11 June 2026	S26.00526-CL.NB.DH.SD	*Improved service delivery in the local government sphere*	*Governance*	Operational Sustainability Programme	200	18.5949097	*-33.89079226*	5	–	–	–	–	–	-	–
Community and public safety	Folks Open Air - 15 November 2025	S26.00526-CL.NB.FO	*Improved service delivery in the local government sphere*	*Governance*	Operational Sustainability Programme	200	18.5949097	*-33.89079226*	24	–	–	–	–	–	-	–
Community and public safety	Coca-Cola Springbok Shoot - 13.05.26	S26.00526-CL.NB.FS.CC.SB	*Improved service delivery in the local government sphere*	*Governance*	Operational Sustainability Programme	200	18.5949097	*-33.89079226*	4	–	–	–	–	–	-	–
Community and public safety	Ground Glass Film Shoot 10 - 11 May 2026	S26.00526-CL.NB.FS.GG	*Improved service delivery in the local government sphere*	*Governance*	Operational Sustainability Programme	200	18.5949097	*-33.89079226*	15	–	–	–	–	–	-	–
Community and public safety	Stormers Jersey Shoot - 23 July 2025	S26.00526-CL.NB.FS.JS	*Improved service delivery in the local government sphere*	*Governance*	Operational Sustainability Programme	200	18.5949097	*-33.89079226*	4	–	–	–	–	–	-	–
Community and public safety	Rbm Film Shoot 27 May 2026	S26.00526-CL.NB.FS.RM	*Improved service delivery in the local government sphere*	*Governance*	Operational Sustainability Programme	200	18.5949097	*-33.89079226*	6	–	–	–	–	–	-	–
Community and public safety	Summer Vacation 13 Jan 26	S26.00526-CL.NB.FS.SV	*Improved service delivery in the local government sphere*	*Governance*	Operational Sustainability Programme	200	18.5949097	*-33.89079226*	7	–	–	–	–	–	-	–
Community and public safety	Zalando Film Shoot - 02 April 2026	S26.00526-CL.NB.FS.ZA	*Improved service delivery in the local government sphere*	*Governance*	Operational Sustainability Programme	200	18.5949097	*-33.89079226*	7	–	–	–	–	–	-	–
Community and public safety	Outsurance Gun Run 13-14 August 2025	S26.00526-CL.NB.GR	*Improved service delivery in the local government sphere*	*Governance*	Operational Sustainability Programme	200	18.5949097	*-33.89079226*	3	–	–	–	–	–	-	–
Community and public safety	Heineken F1 30 November 2025	S26.00526-CL.NB.HK	*Improved service delivery in the local government sphere*	*Governance*	Operational Sustainability Programme	200	18.5949097	*-33.89079226*	102	–	–	–	–	–	-	–
Community and public safety	Intercape Launch Event - 30 July 2025	S26.00526-CL.NB.IC.LE	*Improved service delivery in the local government sphere*	*Governance*	Operational Sustainability Programme	200	18.5949097	*-33.89079226*	5	–	–	–	–	–	-	–
Community and public safety	Ipma South Africa 20-21 Nov 2025	S26.00526-CL.NB.IM.HS	*Improved service delivery in the local government sphere*	*Governance*	Operational Sustainability Programme	200	18.5949097	*-33.89079226*	23	–	–	–	–	–	-	–
Community and public safety	Jagged Promotion Gala Dinner - 11 Sep 25	S26.00526-CL.NB.JP.GD	*Improved service delivery in the local government sphere*	*Governance*	Operational Sustainability Programme	200	18.5949097	*-33.89079226*	19	–	–	–	–	–	-	–
Community and public safety	Mayoral Cocktail Event - 18 August 2025	S26.00526-CL.NB.MC	*Improved service delivery in the local government sphere*	*Governance*	Operational Sustainability Programme	200	18.5949097	*-33.89079226*	8	–	–	–	–	–	-	–
Community and public safety	Mandela Day - 18 July 2025	S26.00526-CL.NB.MD	*Improved service delivery in the local government sphere*	*Governance*	Operational Sustainability Programme	200	18.5949097	*-33.89079226*	30	–	–	–	–	–	-	–
Community and public safety	Mayoral Media Engangement 02/02/26	S26.00526-CL.NB.ME	*Improved service delivery in the local government sphere*	*Governance*	Operational Sustainability Programme	200	18.5949097	*-33.89079226*	8	–	–	–	–	–	-	–
Community and public safety	Nielson Sport Sa Launch 07 August 2025	S26.00526-CL.NB.NS	*Improved service delivery in the local government sphere*	*Governance*	Operational Sustainability Programme	200	18.5949097	*-33.89079226*	5	–	–	–	–	–	-	–
Community and public safety	Playbook Education Conference 21 Oct 25	S26.00526-CL.NB.PE.CF	*Improved service delivery in the local government sphere*	*Governance*	Operational Sustainability Programme	200	18.5949097	*-33.89079226*	5	–	–	–	–	–	-	–
Community and public safety	Saco Conference 4-5 Nov 2025	S26.00526-CL.NB.SA.IC	*Improved service delivery in the local government sphere*	*Governance*	Operational Sustainability Programme	200	18.5949097	*-33.89079226*	20	–	–	–	–	–	-	–
Community and public safety	Sa Tattoo Convention 13 - 15 March 2026	S26.00526-CL.NB.SA.TA	*Improved service delivery in the local government sphere*	*Governance*	Operational Sustainability Programme	200	18.5949097	*-33.89079226*	45	–	–	–	–	–	-	–
Community and public safety	Stormers Season Launch 26 August 2025	S26.00526-CL.NB.SL	*Improved service delivery in the local government sphere*	*Governance*	Operational Sustainability Programme	200	18.5949097	*-33.89079226*	18	–	–	–	–	–	-	–

R thousand									2025/26	Budget Year 2026/27						
Function	Project Description	Project Number	MTDP Service Outcome	IUDF	Own Strategic Objectives	Ward Location	GPS Longitude	GPS Lattitude	Audited Outcome	Original Budget	Adjusted Budget	YearTD actual	YearTD budget	YTD variance	YTD variance %	Full Year Forecast
Community and public safety	Spar Ladies Race - 29 March 2026	S26.00526-CL.NB.SP.LR	*Improved service delivery in the local government sphere*	*Governance*	Operational Sustainability Programme	200	18.5949097	*-33.89079226*	1	–	–	–	–	–	-	–
Community and public safety	Specifying Techiques 19 March 2026	S26.00526-CL.NB.ST.MC	*Improved service delivery in the local government sphere*	*Governance*	Operational Sustainability Programme	200	18.5949097	*-33.89079226*	5	–	–	–	–	–	-	–
Community and public safety	Venturescapes 26 November 25	S26.00526-CL.NB.VC	*Improved service delivery in the local government sphere*	*Governance*	Operational Sustainability Programme	200	18.5949097	*-33.89079226*	24	–	–	–	–	–	-	–
Community and public safety	We Are Africa - 4-8 May 2026	S26.00526-CL.NB.WE.AA	*Improved service delivery in the local government sphere*	*Governance*	Operational Sustainability Programme	200	18.5949097	*-33.89079226*	203	–	–	–	–	–	-	–
Community and public safety	Sanlam Cape Town Marathon - 18 Oct 25	S26.00526-CL.TS.CM	*Improved service delivery in the local government sphere*	*Governance*	Operational Sustainability Programme	200	18.5949097	*-33.89079226*	144	–	–	–	–	–	-	–
Community and public safety	DHL Stormers vs Cardiff 30 May 2026	S26.00526-CS.BE.RB.DS.CD	*Improved service delivery in the local government sphere*	*Governance*	Operational Sustainability Programme	200	18.5949097	*-33.89079226*	706	–	–	26	–	26	100.0%	–
Community and public safety	Dhl Stormers Vs Connacht 18 April 2026	S26.00526-CS.BE.RB.DS.CR	*Improved service delivery in the local government sphere*	*Governance*	Operational Sustainability Programme	200	18.5949097	*-33.89079226*	651	–	–	1	–	1	100.0%	–
Community and public safety	Dhl Stormers Vs Dragons 22 March 2026	S26.00526-CS.BE.RB.DS.DR	*Improved service delivery in the local government sphere*	*Governance*	Operational Sustainability Programme	200	18.5949097	*-33.89079226*	860	–	–	12	–	12	100.0%	–
Community and public safety	Dhl Stormers Vs Endinburgh 28 March 2026	S26.00526-CS.BE.RB.DS.EB	*Improved service delivery in the local government sphere*	*Governance*	Operational Sustainability Programme	200	18.5949097	*-33.89079226*	545	–	–	0	–	0	100.0%	–
Community and public safety	Dhl Stormers Vs Emirates Lions 20 Dec 25	S26.00526-CS.BE.RB.DS.EL	*Improved service delivery in the local government sphere*	*Governance*	Operational Sustainability Programme	200	18.5949097	*-33.89079226*	236	–	–	–	–	–	-	–
Community and public safety	Dhl Stormers Vs Glasgow 25 April 2026	S26.00526-CS.BE.RB.DS.GW	*Improved service delivery in the local government sphere*	*Governance*	Operational Sustainability Programme	200	18.5949097	*-33.89079226*	568	–	–	48	–	48	100.0%	–
Community and public safety	Dhl Stormers Vs Sharks - 24 Jan 2026	S26.00526-CS.BE.RB.DS.HS	*Improved service delivery in the local government sphere*	*Governance*	Operational Sustainability Programme	200	18.5949097	*-33.89079226*	728	–	–	(84)	–	(84)	100.0%	–
Community and public safety	Dhl Stormers Vs Ospreys 3 October 25	S26.00526-CS.BE.RB.DS.OP	*Improved service delivery in the local government sphere*	*Governance*	Operational Sustainability Programme	200	18.5949097	*-33.89079226*	455	–	–	–	–	–	-	–
Community and public safety	Dhl Stormers Vs Vodacom Bulls 03 Dec 202	S26.00526-CS.BE.RB.DS.VB	*Improved service delivery in the local government sphere*	*Governance*	Operational Sustainability Programme	200	18.5949097	*-33.89079226*	580	–	–	–	–	–	-	–
Community and public safety	Dhl Stormers Vs Leicester 17 Jan 26	S26.00526-CS.BE.RB.SS.LR	*Improved service delivery in the local government sphere*	*Governance*	Operational Sustainability Programme	200	18.5949097	*-33.89079226*	556	–	–	0	–	0	100.0%	–
Community and public safety	Dhl Wp Vs Cavaliers - 6 September 2025	S26.00526-CS.BE.RB.WP.CV	*Improved service delivery in the local government sphere*	*Governance*	Operational Sustainability Programme	200	18.5949097	*-33.89079226*	110	–	–	–	–	–	-	–
Community and public safety	Dhl Stormers Vs Leinster 26 September25	S26.00526-CS.BE.RB.WP.LS	*Improved service delivery in the local government sphere*	*Governance*	Operational Sustainability Programme	200	18.5949097	*-33.89079226*	430	–	–	–	–	–	-	–
Community and public safety	Dhl Wp Vs Pumas -30 August 2025	S26.00526-CS.BE.RB.WP.PU	*Improved service delivery in the local government sphere*	*Governance*	Operational Sustainability Programme	200	18.5949097	*-33.89079226*	6	–	–	–	–	–	-	–
Community and public safety	Dhl Wp Vs Bulls - 26 July 2025	S26.00526-CS.BE.RB.WP.VB	*Improved service delivery in the local government sphere*	*Governance*	Operational Sustainability Programme	200	18.5949097	*-33.89079226*	92	–	–	–	–	–	-	–
Community and public safety	Afrikaans Is 100 Jaar Groot 20 Sept 25	S26.00526-DA.BE.AG.BM	*Improved service delivery in the local government sphere*	*Governance*	Operational Sustainability Programme	200	18.5949097	*-33.89079226*	41	–	–	–	–	–	-	–
Community and public safety	Afrikaans Is 100 Jaar Groot 20 Sept 25	S26.00526-DA.BE.AG.EL	*Improved service delivery in the local government sphere*	*Governance*	Operational Sustainability Programme	200	18.5949097	*-33.89079226*	14	–	–	–	–	–	-	–
Community and public safety	Hsbc Svns - 6 & 7 December 25	S26.00526-DA.BE.HC.SS	*Improved service delivery in the local government sphere*	*Governance*	Operational Sustainability Programme	200	18.5949097	*-33.89079226*	124	–	–	–	–	–	-	–
Community and public safety	Damages - Stormers vs Connacht 18/04/26	S26.00526-DA.BE.RB.DS.CR	*Improved service delivery in the local government sphere*	*Governance*	Operational Sustainability Programme	200	18.5949097	*-33.89079226*	6	–	–	–	–	–	-	–
Community and public safety	Damages - Stormers vs Glasgow 28/03/26	S26.00526-DA.BE.RB.DS.EB	*Improved service delivery in the local government sphere*	*Governance*	Operational Sustainability Programme	200	18.5949097	*-33.89079226*	9	–	–	–	–	–	-	–
Community and public safety	Damages - Stormers vs Glasgow 25/04/26	S26.00526-DA.BE.RB.DS.GW	*Improved service delivery in the local government sphere*	*Governance*	Operational Sustainability Programme	200	18.5949097	*-33.89079226*	61	–	–	–	–	–	-	–
Community and public safety	Dhl Stormers Vs Sharks 24 Jan 26	S26.00526-DA.BE.RB.DS.HS	*Improved service delivery in the local government sphere*	*Governance*	Operational Sustainability Programme	200	18.5949097	*-33.89079226*	11	–	–	–	–	–	-	–
Community and public safety	Dhl Stormers Vs Vodacom Bulls 03 Jan 26	S26.00526-DA.BE.RB.DS.VB	*Improved service delivery in the local government sphere*	*Governance*	Operational Sustainability Programme	200	18.5949097	*-33.89079226*	20	–	–	–	–	–	-	–
Community and public safety	Stormers Vs Dragons - 22/03/2026	S26.00526-DA.BE.RG.DS.DR	*Improved service delivery in the local government sphere*	*Governance*	Operational Sustainability Programme	200	18.5949097	*-33.89079226*	23	–	–	–	–	–	-	–
Community and public safety	Stellenbosch V Belouizdad 01 Feb 2026	S26.00526-DA.BE.SC.ST.BD	*Improved service delivery in the local government sphere*	*Governance*	Operational Sustainability Programme	200	18.5949097	*-33.89079226*	3	–	–	–	–	–	-	–
Community and public safety	Stellenbosch V Kaizer Chiefs 04 Feb 2026	S26.00526-DA.BE.SC.ST.KC	*Improved service delivery in the local government sphere*	*Governance*	Operational Sustainability Programme	200	18.5949097	*-33.89079226*	84	–	–	–	–	–	-	–
Community and public safety	Dhl Stormers Vs Bulls -26 July 2025	S26.00526-DA.BE.WP.BL.BM	*Improved service delivery in the local government sphere*	*Governance*	Operational Sustainability Programme	200	18.5949097	*-33.89079226*	26	–	–	–	–	–	-	–
Community and public safety	World Supercross Champs 13 Dec 2025	S26.00526-DA.BE.WS.CP	*Improved service delivery in the local government sphere*	*Governance*	Operational Sustainability Programme	200	18.5949097	*-33.89079226*	436	–	–	–	–	–	-	–
Community and public safety	Glass Repairs	S26.00526-DA.BM.GP.PW	*Improved service delivery in the local government sphere*	*Governance*	Operational Sustainability Programme	200	18.5949097	*-33.89079226*	6	–	–	–	–	–	-	–
Community and public safety	Stellenbosch Vs Kaizer Chiefs October25	S26.00526-DA.BM.SH.KC	*Improved service delivery in the local government sphere*	*Governance*	Operational Sustainability Programme	200	18.5949097	*-33.89079226*	85	–	–	–	–	–	-	–
Community and public safety	Damages - CT Marathon 21-24 May 2026	S26.00526-DA.NB.CT.MC	*Improved service delivery in the local government sphere*	*Governance*	Operational Sustainability Programme	200	18.5949097	*-33.89079226*	105	–	–	–	–	–	-	–
Community and public safety	Zalando Film Shoot - 02 April 2026	S26.00526-DA.NB.FS.ZA	*Improved service delivery in the local government sphere*	*Governance*	Operational Sustainability Programme	200	18.5949097	*-33.89079226*	19	–	–	–	–	–	-	–
Community and public safety	We are Africa 28 April - 11 May 2026	S26.00526-DA.NB.WE.AA	*Improved service delivery in the local government sphere*	*Governance*	Operational Sustainability Programme	200	18.5949097	*-33.89079226*	54	–	–	–	–	–	-	–
Community and public safety	Sa Vs Australia 23 August 2025	S26.00526-DA.PL.BE.SA.AU	*Improved service delivery in the local government sphere*	*Governance*	Operational Sustainability Programme	200	18.5949097	*-33.89079226*	73	–	–	–	–	–	-	–
Community and public safety	Afrikaans Is 100 Jaar Groot 20 Sept 25	S26.00526-EL.BE.AS.JG	*Improved service delivery in the local government sphere*	*Governance*	Operational Sustainability Programme	200	18.5949097	*-33.89079226*	48	–	–	–	–	–	-	–
Community and public safety	Hsbc Svns - 6 & 7 December 25	S26.00526-EL.BE.HC.SS	*Improved service delivery in the local government sphere*	*Governance*	Operational Sustainability Programme	200	18.5949097	*-33.89079226*	519	–	–	–	–	–	-	–
Community and public safety	Kaaps Klopse Jol - 05 Jan 2026	S26.00526-EL.BE.KK	*Improved service delivery in the local government sphere*	*Governance*	Operational Sustainability Programme	200	18.5949097	*-33.89079226*	117	–	–	–	–	–	-	–
Community and public safety	Dhl Stormers Vs Connacht 18 April 2026	S26.00526-EL.BE.RB.DS.CR	*Improved service delivery in the local government sphere*	*Governance*	Operational Sustainability Programme	200	18.5949097	*-33.89079226*	116	–	–	–	–	–	-	–

R thousand									2025/26	Budget Year 2026/27						
Function	Project Description	Project Number	MTDP Service Outcome	IUDF	Own Strategic Objectives	Ward Location	GPS Longitude	GPS Lattitude	Audited Outcome	Original Budget	Adjusted Budget	YearTD actual	YearTD budget	YTD variance	YTD variance %	Full Year Forecast
Community and public safety	Stormers Vs Edinburgh - 28/03/2026	S26.00526-EL.BE.RB.DS.EB	*Improved service delivery in the local government sphere*	*Governance*	Operational Sustainability Programme	200	18.5949097	*-33.89079226*	118	–	–	–	–	–	-	–
Community and public safety	Dhl Stormers Vs Glasgow 25 April 2026	S26.00526-EL.BE.RB.DS.GW	*Improved service delivery in the local government sphere*	*Governance*	Operational Sustainability Programme	200	18.5949097	*-33.89079226*	116	–	–	–	–	–	-	–
Community and public safety	Dhl Stormers Vs Sharks - 24 Jan 2026	S26.00526-EL.BE.RB.DS.HS	*Improved service delivery in the local government sphere*	*Governance*	Operational Sustainability Programme	200	18.5949097	*-33.89079226*	193	–	–	–	–	–	-	–
Community and public safety	Dhl Stormers Vs Ospreys 3 October 25	S26.00526-EL.BE.RB.DS.OP	*Improved service delivery in the local government sphere*	*Governance*	Operational Sustainability Programme	200	18.5949097	*-33.89079226*	110	–	–	–	–	–	-	–
Community and public safety	Dhl Stormers Vs Leicester 17 Jan 26	S26.00526-EL.BE.RB.SS.LR	*Improved service delivery in the local government sphere*	*Governance*	Operational Sustainability Programme	200	18.5949097	*-33.89079226*	175	–	–	–	–	–	-	–
Community and public safety	Dhl Stormers Vs Leinster 26 September	S26.00526-EL.BE.RB.WP.LS	*Improved service delivery in the local government sphere*	*Governance*	Operational Sustainability Programme	200	18.5949097	*-33.89079226*	112	–	–	–	–	–	-	–
Community and public safety	DHL Stormers vs Cardiff 30 May 2026	S26.00526-EL.BE.RG.DS.CD	*Improved service delivery in the local government sphere*	*Governance*	Operational Sustainability Programme	200	18.5949097	*-33.89079226*	147	–	–	–	–	–	-	–
Community and public safety	Stormers Vs Dragons - 22/03/2026	S26.00526-EL.BE.RG.DS.DR	*Improved service delivery in the local government sphere*	*Governance*	Operational Sustainability Programme	200	18.5949097	*-33.89079226*	112	–	–	–	–	–	-	–
Community and public safety	Dhl Stormers Vs Lions - 20 Dec 2025	S26.00526-EL.BE.RG.DS.LS	*Improved service delivery in the local government sphere*	*Governance*	Operational Sustainability Programme	200	18.5949097	*-33.89079226*	58	–	–	–	–	–	-	–
Community and public safety	Dhl Stormers Vs Lions - 20 Dec 2025	S26.00526-EL.BE.RG.DS.MK	*Improved service delivery in the local government sphere*	*Governance*	Operational Sustainability Programme	200	18.5949097	*-33.89079226*	93	–	–	–	–	–	-	–
Community and public safety	Dhl Stormers Vs Vodacom Bulls 03.01.26	S26.00526-EL.BE.RG.DS.VB	*Improved service delivery in the local government sphere*	*Governance*	Operational Sustainability Programme	200	18.5949097	*-33.89079226*	154	–	–	–	–	–	-	–
Community and public safety	Springboks Vs Australia - 23 August 2025	S26.00526-EL.BE.RG.SA.AU	*Improved service delivery in the local government sphere*	*Governance*	Operational Sustainability Programme	200	18.5949097	*-33.89079226*	281	–	–	–	–	–	-	–
Community and public safety	Dhl Wp Vs Boland Kavaliers - 6 Sep 2025	S26.00526-EL.BE.RG.WP.BK	*Improved service delivery in the local government sphere*	*Governance*	Operational Sustainability Programme	200	18.5949097	*-33.89079226*	13	–	–	–	–	–	-	–
Community and public safety	Dhl Wp Vs Pumas - 30 Aug 2025	S26.00526-EL.BE.RG.WP.PU	*Improved service delivery in the local government sphere*	*Governance*	Operational Sustainability Programme	200	18.5949097	*-33.89079226*	13	–	–	–	–	–	-	–
Community and public safety	Dhl Wp Vs Bulls - 26 July 2025	S26.00526-EL.BE.RG.WP.VB	*Improved service delivery in the local government sphere*	*Governance*	Operational Sustainability Programme	200	18.5949097	*-33.89079226*	12	–	–	–	–	–	-	–
Community and public safety	Savpanamafifa Friendly-31/03/2026	S26.00526-EL.BE.SC.SA.PA	*Improved service delivery in the local government sphere*	*Governance*	Operational Sustainability Programme	200	18.5949097	*-33.89079226*	62	–	–	–	–	–	-	–
Community and public safety	Fc Stellenbosch Vs Belouizdad 01 Feb 26	S26.00526-EL.BE.SC.ST.BD	*Improved service delivery in the local government sphere*	*Governance*	Operational Sustainability Programme	200	18.5949097	*-33.89079226*	11	–	–	–	–	–	-	–
Community and public safety	Fc Stellenbosch Vs Kaizerchiefs 04 Feb26	S26.00526-EL.BE.SC.ST.KC	*Improved service delivery in the local government sphere*	*Governance*	Operational Sustainability Programme	200	18.5949097	*-33.89079226*	18	–	–	–	–	–	-	–
Community and public safety	Stellenboschfcvsingidablackstars 15Feb26	S26.00526-EL.BE.SC.ST.SB	*Improved service delivery in the local government sphere*	*Governance*	Operational Sustainability Programme	200	18.5949097	*-33.89079226*	15	–	–	–	–	–	-	–
Community and public safety	Mtn 8 Stellenbosch Vs Amazulu 3 Aug 2025	S26.00526-EL.BE.SH.AZ	*Improved service delivery in the local government sphere*	*Governance*	Operational Sustainability Programme	200	18.5949097	*-33.89079226*	11	–	–	–	–	–	-	–
Community and public safety	Stellenbosch Fc Vs Kaizer Chiefs 5 Oct25	S26.00526-EL.BE.SH.KC	*Improved service delivery in the local government sphere*	*Governance*	Operational Sustainability Programme	200	18.5949097	*-33.89079226*	28	–	–	–	–	–	-	–
Community and public safety	World Supercross Championship 15.12.25	S26.00526-EL.BE.WS.CP	*Improved service delivery in the local government sphere*	*Governance*	Operational Sustainability Programme	200	18.5949097	*-33.89079226*	117	–	–	–	–	–	-	–
Community and public safety	Networkconnection Filmshoot - 2-3 Mar 26	S26.00526-EL.FS.NC	*Improved service delivery in the local government sphere*	*Governance*	Operational Sustainability Programme	200	18.5949097	*-33.89079226*	34	–	–	–	–	–	-	–
Community and public safety	Counder Conference Dinner - 28-30 Jan 26	S26.00526-EL.NB.CC.GD	*Improved service delivery in the local government sphere*	*Governance*	Operational Sustainability Programme	200	18.5949097	*-33.89079226*	11	–	–	–	–	–	-	–
Community and public safety	Human Settlements Conference 11-12 Nov25	S26.00526-EL.NB.CC.HS	*Improved service delivery in the local government sphere*	*Governance*	Operational Sustainability Programme	200	18.5949097	*-33.89079226*	3	–	–	–	–	–	-	–
Community and public safety	Cocktail Function(Aliet Group)19/06/2026	S26.00526-EL.NB.CF.AG	*Improved service delivery in the local government sphere*	*Governance*	Operational Sustainability Programme	200	18.5949097	*-33.89079226*	6	–	–	–	–	–	-	–
Community and public safety	Savpanamamayoralwelcomefunction29/03/26	S26.00526-EL.NB.CF.ME	*Improved service delivery in the local government sphere*	*Governance*	Operational Sustainability Programme	200	18.5949097	*-33.89079226*	11	–	–	–	–	–	-	–
Community and public safety	Cape Town Cycle Tour 25 Feb - 4 March 26	S26.00526-EL.NB.CT.CE	*Improved service delivery in the local government sphere*	*Governance*	Operational Sustainability Programme	200	18.5949097	*-33.89079226*	141	–	–	–	–	–	-	–
Community and public safety	Cape Town Marathon Concert 22 May 2026	S26.00526-EL.NB.CT.MC	*Improved service delivery in the local government sphere*	*Governance*	Operational Sustainability Programme	200	18.5949097	*-33.89079226*	2	–	–	–	–	–	-	–
Community and public safety	Cape Town Marathon Expo 21-24 May 2026	S26.00526-EL.NB.CT.ME	*Improved service delivery in the local government sphere*	*Governance*	Operational Sustainability Programme	200	18.5949097	*-33.89079226*	135	–	–	–	–	–	-	–
Community and public safety	DHL x Stormers Cocktail 12 June 2026	S26.00526-EL.NB.DH.SC	*Improved service delivery in the local government sphere*	*Governance*	Operational Sustainability Programme	200	18.5949097	*-33.89079226*	15	–	–	–	–	–	-	–
Community and public safety	Coca-Cola Springbok Shoot - 13.05.26	S26.00526-EL.NB.FS.CC.SB	*Improved service delivery in the local government sphere*	*Governance*	Operational Sustainability Programme	200	18.5949097	*-33.89079226*	4	–	–	–	–	–	-	–
Community and public safety	Ground Glass Film Shoot 10 - 11 May 2026	S26.00526-EL.NB.FS.GG	*Improved service delivery in the local government sphere*	*Governance*	Operational Sustainability Programme	200	18.5949097	*-33.89079226*	12	–	–	–	–	–	-	–
Community and public safety	Stormers Jersey Shoot - 23 July 2025	S26.00526-EL.NB.FS.JS	*Improved service delivery in the local government sphere*	*Governance*	Operational Sustainability Programme	200	18.5949097	*-33.89079226*	7	–	–	–	–	–	-	–
Community and public safety	Rbm Film Shoot 27 May 2026	S26.00526-EL.NB.FS.RB	*Improved service delivery in the local government sphere*	*Governance*	Operational Sustainability Programme	200	18.5949097	*-33.89079226*	17	–	–	–	–	–	-	–
Community and public safety	Summer Vacation 13 Jan 26	S26.00526-EL.NB.FS.SV	*Improved service delivery in the local government sphere*	*Governance*	Operational Sustainability Programme	200	18.5949097	*-33.89079226*	3	–	–	–	–	–	-	–
Community and public safety	Zalando Film Shoot - 02 April 2026	S26.00526-EL.NB.FS.ZA	*Improved service delivery in the local government sphere*	*Governance*	Operational Sustainability Programme	200	18.5949097	*-33.89079226*	5	–	–	–	–	–	-	–
Community and public safety	Heineken F1 30 November 2025	S26.00526-EL.NB.HK	*Improved service delivery in the local government sphere*	*Governance*	Operational Sustainability Programme	200	18.5949097	*-33.89079226*	6	–	–	–	–	–	-	–
Community and public safety	Intercape Launch Event - 30 July 2025	S26.00526-EL.NB.IC.LE	*Improved service delivery in the local government sphere*	*Governance*	Operational Sustainability Programme	200	18.5949097	*-33.89079226*	4	–	–	–	–	–	-	–
Community and public safety	Ipma South Africa 20-21 Nov 2025	S26.00526-EL.NB.IM.HS	*Improved service delivery in the local government sphere*	*Governance*	Operational Sustainability Programme	200	18.5949097	*-33.89079226*	13	–	–	–	–	–	-	–
Community and public safety	Jagged Promotion Gala Dinner - 11 Sep 25	S26.00526-EL.NB.JP.GD	*Improved service delivery in the local government sphere*	*Governance*	Operational Sustainability Programme	200	18.5949097	*-33.89079226*	7	–	–	–	–	–	-	–
Community and public safety	Mayoral Cocktail Event - 18 August 2025	S26.00526-EL.NB.MC	*Improved service delivery in the local government sphere*	*Governance*	Operational Sustainability Programme	200	18.5949097	*-33.89079226*	5	–	–	–	–	–	-	–

R thousand									2025/26	Budget Year 2026/27						
Function	Project Description	Project Number	MTDP Service Outcome	IUDF	Own Strategic Objectives	Ward Location	GPS Longitude	GPS Lattitude	Audited Outcome	Original Budget	Adjusted Budget	YearTD actual	YearTD budget	YTD variance	YTD variance %	Full Year Forecast
Community and public safety	Mandela Day - 18 July 2025	S26.00526-EL.NB.MD	*Improved service delivery in the local government sphere*	*Governance*	Operational Sustainability Programme	200	18.5949097	*-33.89079226*	10	–	–	–	–	–	-	–
Community and public safety	Mayoral Media Engangement 02/02/26	S26.00526-EL.NB.ME	*Improved service delivery in the local government sphere*	*Governance*	Operational Sustainability Programme	200	18.5949097	*-33.89079226*	4	–	–	–	–	–	-	–
Community and public safety	Saco Conference 4-5 Nov 2025	S26.00526-EL.NB.SA.IC	*Improved service delivery in the local government sphere*	*Governance*	Operational Sustainability Programme	200	18.5949097	*-33.89079226*	14	–	–	–	–	–	-	–
Community and public safety	Sa Tattoo Convention 13 - 15 March 2026	S26.00526-EL.NB.SA.TA	*Improved service delivery in the local government sphere*	*Governance*	Operational Sustainability Programme	200	18.5949097	*-33.89079226*	33	–	–	–	–	–	-	–
Community and public safety	Stormers Season Launch 26 August 2025	S26.00526-EL.NB.SL	*Improved service delivery in the local government sphere*	*Governance*	Operational Sustainability Programme	200	18.5949097	*-33.89079226*	5	–	–	–	–	–	-	–
Community and public safety	We Are Africa - 4-8 May 2026	S26.00526-EL.NB.WE.AA	*Improved service delivery in the local government sphere*	*Governance*	Operational Sustainability Programme	200	18.5949097	*-33.89079226*	150	–	–	–	–	–	-	–
Community and public safety	Sanlam Cape Town Marathon - 18 Oct 25	S26.00526-EL.TS.CM	*Improved service delivery in the local government sphere*	*Governance*	Operational Sustainability Programme	200	18.5949097	*-33.89079226*	105	–	–	–	–	–	-	–
Community and public safety	Afrikaans Is 100 Jaar Groot	S26.00526-FA.BE.AS.JG	*Improved service delivery in the local government sphere*	*Governance*	Operational Sustainability Programme	200	18.5949097	*-33.89079226*	48	–	–	–	–	–	-	–
Community and public safety	Hsbc Svns - 6 & 7 December 25	S26.00526-FA.BE.HC.SS	*Improved service delivery in the local government sphere*	*Governance*	Operational Sustainability Programme	200	18.5949097	*-33.89079226*	139	–	–	–	–	–	-	–
Community and public safety	Kaaps Klopse Jol - 05 Jan 2026	S26.00526-FA.BE.KK	*Improved service delivery in the local government sphere*	*Governance*	Operational Sustainability Programme	200	18.5949097	*-33.89079226*	46	–	–	–	–	–	-	–
Community and public safety	Dhl Stormers Vs Connacht 18 April 2026	S26.00526-FA.BE.RB.DS.CR	*Improved service delivery in the local government sphere*	*Governance*	Operational Sustainability Programme	200	18.5949097	*-33.89079226*	22	–	–	–	–	–	-	–
Community and public safety	Stormers Vs Edinburgh - 28/03/2026	S26.00526-FA.BE.RB.DS.EB	*Improved service delivery in the local government sphere*	*Governance*	Operational Sustainability Programme	200	18.5949097	*-33.89079226*	20	–	–	–	–	–	-	–
Community and public safety	Dhl Stormers Vs Glasgow 25 April 2026	S26.00526-FA.BE.RB.DS.GW	*Improved service delivery in the local government sphere*	*Governance*	Operational Sustainability Programme	200	18.5949097	*-33.89079226*	22	–	–	–	–	–	-	–
Community and public safety	Dhl Stormers Vs Sharks - 24 Jan 2026	S26.00526-FA.BE.RB.DS.HS	*Improved service delivery in the local government sphere*	*Governance*	Operational Sustainability Programme	200	18.5949097	*-33.89079226*	31	–	–	–	–	–	-	–
Community and public safety	Dhl Stormers Vs Ospreys 3 October 25	S26.00526-FA.BE.RB.DS.OP	*Improved service delivery in the local government sphere*	*Governance*	Operational Sustainability Programme	200	18.5949097	*-33.89079226*	21	–	–	–	–	–	-	–
Community and public safety	Dhl Stormers Vs Leicester 17 Jan 26	S26.00526-FA.BE.RB.SS.LR	*Improved service delivery in the local government sphere*	*Governance*	Operational Sustainability Programme	200	18.5949097	*-33.89079226*	29	–	–	–	–	–	-	–
Community and public safety	Dhl Stormers Vs Leinster 26 September	S26.00526-FA.BE.RB.WP.LS	*Improved service delivery in the local government sphere*	*Governance*	Operational Sustainability Programme	200	18.5949097	*-33.89079226*	21	–	–	–	–	–	-	–
Community and public safety	DHL Stormers vs Cardiff 30 May 2026	S26.00526-FA.BE.RG.DS.CD	*Improved service delivery in the local government sphere*	*Governance*	Operational Sustainability Programme	200	18.5949097	*-33.89079226*	31	–	–	–	–	–	-	–
Community and public safety	Stormers Vs Dragons - 22/03/2026	S26.00526-FA.BE.RG.DS.DR	*Improved service delivery in the local government sphere*	*Governance*	Operational Sustainability Programme	200	18.5949097	*-33.89079226*	34	–	–	–	–	–	-	–
Community and public safety	Dhl Stormers Vs Lions - 20 Dec 2025	S26.00526-FA.BE.RG.DS.LS	*Improved service delivery in the local government sphere*	*Governance*	Operational Sustainability Programme	200	18.5949097	*-33.89079226*	28	–	–	–	–	–	-	–
Community and public safety	Dhl Stormers Vs Vodacom Bulls 03.01.26	S26.00526-FA.BE.RG.DS.VB	*Improved service delivery in the local government sphere*	*Governance*	Operational Sustainability Programme	200	18.5949097	*-33.89079226*	31	–	–	–	–	–	-	–
Community and public safety	Springboks Vs Australia - 23 August 2025	S26.00526-FA.BE.RG.SA.AU	*Improved service delivery in the local government sphere*	*Governance*	Operational Sustainability Programme	200	18.5949097	*-33.89079226*	75	–	–	–	–	–	-	–
Community and public safety	Dhl Wp Vs Boland Kavaliers - 6 Sep 2025	S26.00526-FA.BE.RG.WP.BK	*Improved service delivery in the local government sphere*	*Governance*	Operational Sustainability Programme	200	18.5949097	*-33.89079226*	20	–	–	–	–	–	-	–
Community and public safety	Dhl Wp Vs Pumas - 30 Aug 2025	S26.00526-FA.BE.RG.WP.PU	*Improved service delivery in the local government sphere*	*Governance*	Operational Sustainability Programme	200	18.5949097	*-33.89079226*	20	–	–	–	–	–	-	–
Community and public safety	Dhl Wp Vs Bulls - 26 July 2025	S26.00526-FA.BE.RG.WP.VB	*Improved service delivery in the local government sphere*	*Governance*	Operational Sustainability Programme	200	18.5949097	*-33.89079226*	19	–	–	–	–	–	-	–
Community and public safety	Savpanamafifa Friendly-31/03/2026	S26.00526-FA.BE.SC.SA.PA	*Improved service delivery in the local government sphere*	*Governance*	Operational Sustainability Programme	200	18.5949097	*-33.89079226*	30	–	–	–	–	–	-	–
Community and public safety	Fc Stellenbosch Vs Belouizdad 01 Feb 26	S26.00526-FA.BE.SC.ST.BD	*Improved service delivery in the local government sphere*	*Governance*	Operational Sustainability Programme	200	18.5949097	*-33.89079226*	18	–	–	–	–	–	-	–
Community and public safety	Fc Stellenbosch Vs Kaizerchiefs 04 Feb26	S26.00526-FA.BE.SC.ST.KC	*Improved service delivery in the local government sphere*	*Governance*	Operational Sustainability Programme	200	18.5949097	*-33.89079226*	25	–	–	–	–	–	-	–
Community and public safety	Stellenboschfcvsingidablackstars 15Feb26	S26.00526-FA.BE.SC.ST.SB	*Improved service delivery in the local government sphere*	*Governance*	Operational Sustainability Programme	200	18.5949097	*-33.89079226*	18	–	–	–	–	–	-	–
Community and public safety	Mtn 8 Stellenbosch Vs Amazulu 3 Aug 2025	S26.00526-FA.BE.SH.AZ	*Improved service delivery in the local government sphere*	*Governance*	Operational Sustainability Programme	200	18.5949097	*-33.89079226*	17	–	–	–	–	–	-	–
Community and public safety	Stellenbosch Fc Vs Kaizer Chiefs 5 Oct25	S26.00526-FA.BE.SH.KC	*Improved service delivery in the local government sphere*	*Governance*	Operational Sustainability Programme	200	18.5949097	*-33.89079226*	34	–	–	–	–	–	-	–
Community and public safety	World Supercross Championship 15.12.25	S26.00526-FA.BE.WS.CP	*Improved service delivery in the local government sphere*	*Governance*	Operational Sustainability Programme	200	18.5949097	*-33.89079226*	34	–	–	–	–	–	-	–
Community and public safety	Networkconnection Filmshoot - 2-3 Mar 26	S26.00526-FA.FS.NC	*Improved service delivery in the local government sphere*	*Governance*	Operational Sustainability Programme	200	18.5949097	*-33.89079226*	19	–	–	–	–	–	-	–
Community and public safety	Cape Town Marathon Concert 22 May 2026	S26.00526-FA.NB.CT.MC	*Improved service delivery in the local government sphere*	*Governance*	Operational Sustainability Programme	200	18.5949097	*-33.89079226*	11	–	–	–	–	–	-	–
Community and public safety	DHL x Stormers Cocktail 12 June 2026	S26.00526-FA.NB.DH.SC	*Improved service delivery in the local government sphere*	*Governance*	Operational Sustainability Programme	200	18.5949097	*-33.89079226*	7	–	–	–	–	–	-	–
Community and public safety	Stormers Jersey Shoot - 23 July 2025	S26.00526-FA.NB.FS.JS	*Improved service delivery in the local government sphere*	*Governance*	Operational Sustainability Programme	200	18.5949097	*-33.89079226*	5	–	–	–	–	–	-	–
Community and public safety	Afrikaans Is 100 Jaar Groot 20 Sept 25	S26.00526-FC.BE.AS.JG	*Improved service delivery in the local government sphere*	*Governance*	Operational Sustainability Programme	200	18.5949097	*-33.89079226*	93	–	–	–	–	–	-	–
Community and public safety	Hsbc Svns - 6 & 7 December 25	S26.00526-FC.BE.HC.SS	*Improved service delivery in the local government sphere*	*Governance*	Operational Sustainability Programme	200	18.5949097	*-33.89079226*	96	–	–	–	–	–	-	–
Community and public safety	Kaaps Klopse Jol - 05 Jan 2026	S26.00526-FC.BE.KK	*Improved service delivery in the local government sphere*	*Governance*	Operational Sustainability Programme	200	18.5949097	*-33.89079226*	35	–	–	–	–	–	-	–
Community and public safety	Dhl Stormers Vs Connacht 18 April 2026	S26.00526-FC.BE.RB.DS.CR	*Improved service delivery in the local government sphere*	*Governance*	Operational Sustainability Programme	200	18.5949097	*-33.89079226*	69	–	–	–	–	–	-	–
Community and public safety	Stormers Vs Edinburgh - 28/03/2026	S26.00526-FC.BE.RB.DS.EB	*Improved service delivery in the local government sphere*	*Governance*	Operational Sustainability Programme	200	18.5949097	*-33.89079226*	15	–	–	–	–	–	-	–
Community and public safety	Dhl Stormers Vs Glasgow 25 April 2026	S26.00526-FC.BE.RB.DS.GW	*Improved service delivery in the local government sphere*	*Governance*	Operational Sustainability Programme	200	18.5949097	*-33.89079226*	21	–	–	–	–	–	-	–

R thousand									2025/26	Budget Year 2026/27						
Function	Project Description	Project Number	MTDP Service Outcome	IUDF	Own Strategic Objectives	Ward Location	GPS Longitude	GPS Lattitude	Audited Outcome	Original Budget	Adjusted Budget	YearTD actual	YearTD budget	YTD variance	YTD variance %	Full Year Forecast
Community and public safety	Dhl Stormers Vs Sharks - 24 Jan 2026	S26.00526-FC.BE.RB.DS.HS	*Improved service delivery in the local government sphere*	*Governance*	Operational Sustainability Programme	200	18.5949097	*-33.89079226*	22	–	–	–	–	–	-	–
Community and public safety	Dhl Stormers Vs Lions - 20 Dec 2025	S26.00526-FC.BE.RB.DS.LS	*Improved service delivery in the local government sphere*	*Governance*	Operational Sustainability Programme	200	18.5949097	*-33.89079226*	32	–	–	–	–	–	-	–
Community and public safety	Dhl Stormers Vs Ospreys 3 October 25	S26.00526-FC.BE.RB.DS.OP	*Improved service delivery in the local government sphere*	*Governance*	Operational Sustainability Programme	200	18.5949097	*-33.89079226*	35	–	–	–	–	–	-	–
Community and public safety	Dhl Stormers Vs Leicester 17 Jan 26	S26.00526-FC.BE.RB.SS.LR	*Improved service delivery in the local government sphere*	*Governance*	Operational Sustainability Programme	200	18.5949097	*-33.89079226*	42	–	–	–	–	–	-	–
Community and public safety	Dhl Stormers Vs Leinster 26 September	S26.00526-FC.BE.RB.WP.LS	*Improved service delivery in the local government sphere*	*Governance*	Operational Sustainability Programme	200	18.5949097	*-33.89079226*	55	–	–	–	–	–	-	–
Community and public safety	DHL Stormers vs Cardiff 30 May 2026	S26.00526-FC.BE.RG.DS.CD	*Improved service delivery in the local government sphere*	*Governance*	Operational Sustainability Programme	200	18.5949097	*-33.89079226*	69	–	–	–	–	–	-	–
Community and public safety	Stormers Vs Dragons - 22/03/2026	S26.00526-FC.BE.RG.DS.DR	*Improved service delivery in the local government sphere*	*Governance*	Operational Sustainability Programme	200	18.5949097	*-33.89079226*	52	–	–	–	–	–	-	–
Community and public safety	Dhl Stormers Vs Vodacom Bulls 03.01.26	S26.00526-FC.BE.RG.DS.VB	*Improved service delivery in the local government sphere*	*Governance*	Operational Sustainability Programme	200	18.5949097	*-33.89079226*	32	–	–	–	–	–	-	–
Community and public safety	Springboks Vs Australia - 23 August 2025	S26.00526-FC.BE.RG.SA.AU	*Improved service delivery in the local government sphere*	*Governance*	Operational Sustainability Programme	200	18.5949097	*-33.89079226*	116	–	–	–	–	–	-	–
Community and public safety	Dhl Wp Vs Boland Kavaliers - 6 Sep 2025	S26.00526-FC.BE.RG.WP.BK	*Improved service delivery in the local government sphere*	*Governance*	Operational Sustainability Programme	200	18.5949097	*-33.89079226*	5	–	–	–	–	–	-	–
Community and public safety	Dhl Wp Vs Pumas - 30 Aug 2025	S26.00526-FC.BE.RG.WP.PU	*Improved service delivery in the local government sphere*	*Governance*	Operational Sustainability Programme	200	18.5949097	*-33.89079226*	5	–	–	–	–	–	-	–
Community and public safety	Dhl Wp Vs Bulls - 26 July 2025	S26.00526-FC.BE.RG.WP.VB	*Improved service delivery in the local government sphere*	*Governance*	Operational Sustainability Programme	200	18.5949097	*-33.89079226*	20	–	–	–	–	–	-	–
Community and public safety	Savpanamafifa Friendly-31/03/2026	S26.00526-FC.BE.SC.SA.PA	*Improved service delivery in the local government sphere*	*Governance*	Operational Sustainability Programme	200	18.5949097	*-33.89079226*	23	–	–	–	–	–	-	–
Community and public safety	Fc Stellenbosch Vs Belouizdad 01 Feb 26	S26.00526-FC.BE.SC.ST.BD	*Improved service delivery in the local government sphere*	*Governance*	Operational Sustainability Programme	200	18.5949097	*-33.89079226*	12	–	–	–	–	–	-	–
Community and public safety	Fc Stellenbosch Vs Kaizerchiefs 04 Feb26	S26.00526-FC.BE.SC.ST.KC	*Improved service delivery in the local government sphere*	*Governance*	Operational Sustainability Programme	200	18.5949097	*-33.89079226*	34	–	–	–	–	–	-	–
Community and public safety	Mtn 8 Stellenbosch Vs Amazulu 3 Aug 2025	S26.00526-FC.BE.SH.AZ	*Improved service delivery in the local government sphere*	*Governance*	Operational Sustainability Programme	200	18.5949097	*-33.89079226*	7	–	–	–	–	–	-	–
Community and public safety	World Supercross Championship 15.12.25	S26.00526-FC.BE.WS.CP	*Improved service delivery in the local government sphere*	*Governance*	Operational Sustainability Programme	200	18.5949097	*-33.89079226*	70	–	–	–	–	–	-	–
Community and public safety	Cape Town Cycle Tour 25 Feb - 4 March 26	S26.00526-FC.NB.CT.CE	*Improved service delivery in the local government sphere*	*Governance*	Operational Sustainability Programme	200	18.5949097	*-33.89079226*	43	–	–	–	–	–	-	–
Community and public safety	Cape Town Marathon Concert 22 May 2026	S26.00526-FC.NB.CT.MC	*Improved service delivery in the local government sphere*	*Governance*	Operational Sustainability Programme	200	18.5949097	*-33.89079226*	14	–	–	–	–	–	-	–
Community and public safety	Cape Town Marathon Expo 21-24 May 2026	S26.00526-FC.NB.CT.ME	*Improved service delivery in the local government sphere*	*Governance*	Operational Sustainability Programme	200	18.5949097	*-33.89079226*	48	–	–	–	–	–	-	–
Community and public safety	Outsurance Gun Run 13-14 August 2025	S26.00526-FC.NB.GR	*Improved service delivery in the local government sphere*	*Governance*	Operational Sustainability Programme	200	18.5949097	*-33.89079226*	21	–	–	–	–	–	-	–
Community and public safety	Heineken F1 30 November 2025	S26.00526-FC.NB.HK	*Improved service delivery in the local government sphere*	*Governance*	Operational Sustainability Programme	200	18.5949097	*-33.89079226*	16	–	–	–	–	–	-	–
Community and public safety	Sanlam Cape Town Marathon - 18 Oct 25	S26.00526-FC.TS.CM	*Improved service delivery in the local government sphere*	*Governance*	Operational Sustainability Programme	200	18.5949097	*-33.89079226*	44	–	–	–	–	–	-	–
Community and public safety	Afrikaans Is 100 Jaar Groot	S26.00526-HP.BE.AS.JG	*Improved service delivery in the local government sphere*	*Governance*	Operational Sustainability Programme	200	18.5949097	*-33.89079226*	13	–	–	–	–	–	-	–
Community and public safety	Hsbc Svns - 6 & 7 December 25	S26.00526-HP.BE.HC.SS	*Improved service delivery in the local government sphere*	*Governance*	Operational Sustainability Programme	200	18.5949097	*-33.89079226*	20	–	–	–	–	–	-	–
Community and public safety	Kaaps Klopse Jol - 05 Jan 2026	S26.00526-HP.BE.KK	*Improved service delivery in the local government sphere*	*Governance*	Operational Sustainability Programme	200	18.5949097	*-33.89079226*	6	–	–	–	–	–	-	–
Community and public safety	Dhl Stormers Vs Connacht 18 April 2026	S26.00526-HP.BE.RB.DS.CR	*Improved service delivery in the local government sphere*	*Governance*	Operational Sustainability Programme	200	18.5949097	*-33.89079226*	7	–	–	–	–	–	-	–
Community and public safety	Dhl Stormers Vs Endinburgh 28 March 2026	S26.00526-HP.BE.RB.DS.EB	*Improved service delivery in the local government sphere*	*Governance*	Operational Sustainability Programme	200	18.5949097	*-33.89079226*	7	–	–	–	–	–	-	–
Community and public safety	Dhl Stormers Vs Glasgow 25 April 2026	S26.00526-HP.BE.RB.DS.GW	*Improved service delivery in the local government sphere*	*Governance*	Operational Sustainability Programme	200	18.5949097	*-33.89079226*	7	–	–	–	–	–	-	–
Community and public safety	Dhl Stormers Vs Sharks - 24 Jan 2026	S26.00526-HP.BE.RB.DS.HS	*Improved service delivery in the local government sphere*	*Governance*	Operational Sustainability Programme	200	18.5949097	*-33.89079226*	8	–	–	–	–	–	-	–
Community and public safety	Dhl Stormers Vs Ospreys 3 October 25	S26.00526-HP.BE.RB.DS.OP	*Improved service delivery in the local government sphere*	*Governance*	Operational Sustainability Programme	200	18.5949097	*-33.89079226*	5	–	–	–	–	–	-	–
Community and public safety	Dhl Stormers Vs Leicester 17 Jan 26	S26.00526-HP.BE.RB.SS.LR	*Improved service delivery in the local government sphere*	*Governance*	Operational Sustainability Programme	200	18.5949097	*-33.89079226*	6	–	–	–	–	–	-	–
Community and public safety	Dhl Stormers Vs Leinster 26 September	S26.00526-HP.BE.RB.WP.LS	*Improved service delivery in the local government sphere*	*Governance*	Operational Sustainability Programme	200	18.5949097	*-33.89079226*	5	–	–	–	–	–	-	–
Community and public safety	DHL Stormers vs Cardiff 30 May 2026	S26.00526-HP.BE.RG.DS.CD	*Improved service delivery in the local government sphere*	*Governance*	Operational Sustainability Programme	200	18.5949097	*-33.89079226*	7	–	–	–	–	–	-	–
Community and public safety	Stormers Vs Dragons - 22/03/2026	S26.00526-HP.BE.RG.DS.DR	*Improved service delivery in the local government sphere*	*Governance*	Operational Sustainability Programme	200	18.5949097	*-33.89079226*	9	–	–	–	–	–	-	–
Community and public safety	Dhl Stormers Vs Lions - 20 Dec 2025	S26.00526-HP.BE.RG.DS.LS	*Improved service delivery in the local government sphere*	*Governance*	Operational Sustainability Programme	200	18.5949097	*-33.89079226*	6	–	–	–	–	–	-	–
Community and public safety	Dhl Stormers Vs Vodacom Bulls 03.01.26	S26.00526-HP.BE.RG.DS.VB	*Improved service delivery in the local government sphere*	*Governance*	Operational Sustainability Programme	200	18.5949097	*-33.89079226*	7	–	–	–	–	–	-	–
Community and public safety	Springboks Vs Australia - 23 August 2025	S26.00526-HP.BE.RG.SA.AU	*Improved service delivery in the local government sphere*	*Governance*	Operational Sustainability Programme	200	18.5949097	*-33.89079226*	11	–	–	–	–	–	-	–
Community and public safety	Dhl Wp Vs Boland Kavaliers - 6 Sep 2025	S26.00526-HP.BE.RG.WP.BK	*Improved service delivery in the local government sphere*	*Governance*	Operational Sustainability Programme	200	18.5949097	*-33.89079226*	7	–	–	–	–	–	-	–
Community and public safety	Dhl Wp Vs Pumas - 30 Aug 2025	S26.00526-HP.BE.RG.WP.PU	*Improved service delivery in the local government sphere*	*Governance*	Operational Sustainability Programme	200	18.5949097	*-33.89079226*	7	–	–	–	–	–	-	–
Community and public safety	Dhl Wp Vs Bulls - 26 July 2025	S26.00526-HP.BE.RG.WP.VB	*Improved service delivery in the local government sphere*	*Governance*	Operational Sustainability Programme	200	18.5949097	*-33.89079226*	6	–	–	–	–	–	-	–
Community and public safety	Savpanamafifa Friendly-31/03/2026	S26.00526-HP.BE.SC.SA.PA	*Improved service delivery in the local government sphere*	*Governance*	Operational Sustainability Programme	200	18.5949097	*-33.89079226*	6	–	–	–	–	–	-	–

R thousand									2025/26	Budget Year 2026/27						
Function	Project Description	Project Number	MTDP Service Outcome	IUDF	Own Strategic Objectives	Ward Location	GPS Longitude	GPS Lattitude	Audited Outcome	Original Budget	Adjusted Budget	YearTD actual	YearTD budget	YTD variance	YTD variance %	Full Year Forecast
Community and public safety	Fc Stellenbosch Vs Belouizdad 01 Feb 26	S26.00526-HP.BE.SC.ST.BD	*Improved service delivery in the local government sphere*	*Governance*	Operational Sustainability Programme	200	18.5949097	*-33.89079226*	7	–	–	–	–	–	-	–
Community and public safety	Fc Stellenbosch Vs Kaizerchiefs 04 Feb26	S26.00526-HP.BE.SC.ST.KC	*Improved service delivery in the local government sphere*	*Governance*	Operational Sustainability Programme	200	18.5949097	*-33.89079226*	8	–	–	–	–	–	-	–
Community and public safety	Stellenboschfcvsingidablackstars 15Feb26	S26.00526-HP.BE.SC.ST.SB	*Improved service delivery in the local government sphere*	*Governance*	Operational Sustainability Programme	200	18.5949097	*-33.89079226*	7	–	–	–	–	–	-	–
Community and public safety	Mtn 8 Stellenbosch Vs Amazulu 3 Aug 2025	S26.00526-HP.BE.SH.AZ	*Improved service delivery in the local government sphere*	*Governance*	Operational Sustainability Programme	200	18.5949097	*-33.89079226*	6	–	–	–	–	–	-	–
Community and public safety	Stellenbosch Fc Vs Kaizer Chiefs 5 Oct25	S26.00526-HP.BE.SH.KC	*Improved service delivery in the local government sphere*	*Governance*	Operational Sustainability Programme	200	18.5949097	*-33.89079226*	9	–	–	–	–	–	-	–
Community and public safety	World Supercross Championship 15.12.25	S26.00526-HP.BE.WS.CP	*Improved service delivery in the local government sphere*	*Governance*	Operational Sustainability Programme	200	18.5949097	*-33.89079226*	7	–	–	–	–	–	-	–
Community and public safety	Cape Town Marathon Concert 22 May 2026	S26.00526-HP.NB.CT.MC	*Improved service delivery in the local government sphere*	*Governance*	Operational Sustainability Programme	200	18.5949097	*-33.89079226*	3	–	–	–	–	–	-	–
Community and public safety	Afrikaans Is 100 Jaar Groot 20 Sept 25	S26.00526-LS.BE.AS.JG	*Improved service delivery in the local government sphere*	*Governance*	Operational Sustainability Programme	200	18.5949097	*-33.89079226*	22	–	–	–	–	–	-	–
Community and public safety	Hsbc Svns - 6 & 7 December 25	S26.00526-LS.BE.HC.SS	*Improved service delivery in the local government sphere*	*Governance*	Operational Sustainability Programme	200	18.5949097	*-33.89079226*	65	–	–	–	–	–	-	–
Community and public safety	Dhl Stormers Vs Connacht 18 April 2026	S26.00526-LS.BE.RB.DS.CR	*Improved service delivery in the local government sphere*	*Governance*	Operational Sustainability Programme	200	18.5949097	*-33.89079226*	14	–	–	–	–	–	-	–
Community and public safety	Stormers Vs Edinburgh - 28/03/2026	S26.00526-LS.BE.RB.DS.EB	*Improved service delivery in the local government sphere*	*Governance*	Operational Sustainability Programme	200	18.5949097	*-33.89079226*	14	–	–	–	–	–	-	–
Community and public safety	Dhl Stormers Vs Glasgow 25 April 2026	S26.00526-LS.BE.RB.DS.GW	*Improved service delivery in the local government sphere*	*Governance*	Operational Sustainability Programme	200	18.5949097	*-33.89079226*	14	–	–	–	–	–	-	–
Community and public safety	Dhl Stormers Vs Sharks - 24 Jan 2026	S26.00526-LS.BE.RB.DS.HS	*Improved service delivery in the local government sphere*	*Governance*	Operational Sustainability Programme	200	18.5949097	*-33.89079226*	29	–	–	–	–	–	-	–
Community and public safety	Dhl Stormers Vs Ospreys 3 October 25	S26.00526-LS.BE.RB.DS.OP	*Improved service delivery in the local government sphere*	*Governance*	Operational Sustainability Programme	200	18.5949097	*-33.89079226*	11	–	–	–	–	–	-	–
Community and public safety	Dhl Stormers Vs Leicester 17 Jan 26	S26.00526-LS.BE.RB.SS.LR	*Improved service delivery in the local government sphere*	*Governance*	Operational Sustainability Programme	200	18.5949097	*-33.89079226*	14	–	–	–	–	–	-	–
Community and public safety	Dhl Stormers Vs Leinster 26 September	S26.00526-LS.BE.RB.WP.LS	*Improved service delivery in the local government sphere*	*Governance*	Operational Sustainability Programme	200	18.5949097	*-33.89079226*	11	–	–	–	–	–	-	–
Community and public safety	DHL Stormers vs Cardiff 30 May 2026	S26.00526-LS.BE.RG.DS.CD	*Improved service delivery in the local government sphere*	*Governance*	Operational Sustainability Programme	200	18.5949097	*-33.89079226*	16	–	–	–	–	–	-	–
Community and public safety	Stormers Vs Dragons - 22/03/2026	S26.00526-LS.BE.RG.DS.DR	*Improved service delivery in the local government sphere*	*Governance*	Operational Sustainability Programme	200	18.5949097	*-33.89079226*	14	–	–	–	–	–	-	–
Community and public safety	Dhl Stormers Vs Lions - 20 Dec 2025	S26.00526-LS.BE.RG.DS.LS	*Improved service delivery in the local government sphere*	*Governance*	Operational Sustainability Programme	200	18.5949097	*-33.89079226*	14	–	–	–	–	–	-	–
Community and public safety	Dhl Stormers Vs Vodacom Bulls 03.01.26	S26.00526-LS.BE.RG.DS.VB	*Improved service delivery in the local government sphere*	*Governance*	Operational Sustainability Programme	200	18.5949097	*-33.89079226*	36	–	–	–	–	–	-	–
Community and public safety	Springboks Vs Australia - 23 August 2025	S26.00526-LS.BE.RG.SA.AU	*Improved service delivery in the local government sphere*	*Governance*	Operational Sustainability Programme	200	18.5949097	*-33.89079226*	51	–	–	–	–	–	-	–
Community and public safety	Dhl Wp Vs Boland Kavaliers - 6 Sep 2025	S26.00526-LS.BE.RG.WP.BK	*Improved service delivery in the local government sphere*	*Governance*	Operational Sustainability Programme	200	18.5949097	*-33.89079226*	14	–	–	–	–	–	-	–
Community and public safety	Dhl Wp Vs Pumas - 30 Aug 2025	S26.00526-LS.BE.RG.WP.PU	*Improved service delivery in the local government sphere*	*Governance*	Operational Sustainability Programme	200	18.5949097	*-33.89079226*	14	–	–	–	–	–	-	–
Community and public safety	Dhl Wp Vs Bulls - 26 July 2025	S26.00526-LS.BE.RG.WP.VB	*Improved service delivery in the local government sphere*	*Governance*	Operational Sustainability Programme	200	18.5949097	*-33.89079226*	14	–	–	–	–	–	-	–
Community and public safety	Savpanamafifa Friendly-31/03/2026	S26.00526-LS.BE.SC.SA.PA	*Improved service delivery in the local government sphere*	*Governance*	Operational Sustainability Programme	200	18.5949097	*-33.89079226*	14	–	–	–	–	–	-	–
Community and public safety	Fc Stellenbosch Vs Kaizerchiefs 04 Feb26	S26.00526-LS.BE.SC.ST.KC	*Improved service delivery in the local government sphere*	*Governance*	Operational Sustainability Programme	200	18.5949097	*-33.89079226*	13	–	–	–	–	–	-	–
Community and public safety	Stellenbosch Fc Vs Kaizer Chiefs 5 Oct25	S26.00526-LS.BE.SH.KC	*Improved service delivery in the local government sphere*	*Governance*	Operational Sustainability Programme	200	18.5949097	*-33.89079226*	14	–	–	–	–	–	-	–
Community and public safety	World Supercross Championship 15.12.25	S26.00526-LS.BE.WS.CP	*Improved service delivery in the local government sphere*	*Governance*	Operational Sustainability Programme	200	18.5949097	*-33.89079226*	18	–	–	–	–	–	-	–
Community and public safety	Cape Town Marathon Concert 22 May 2026	S26.00526-LS.NB.CT.MC	*Improved service delivery in the local government sphere*	*Governance*	Operational Sustainability Programme	200	18.5949097	*-33.89079226*	9	–	–	–	–	–	-	–
Community and public safety	Ground Glass Film Shoot 10 - 11 May 2026	S26.00526-LS.NB.FS.GG	*Improved service delivery in the local government sphere*	*Governance*	Operational Sustainability Programme	200	18.5949097	*-33.89079226*	1	–	–	–	–	–	-	–
Community and public safety	Afrikaans Is 100 Jaar Groot 20 Sept 25	S26.00526-PL.BE.AS.JG	*Improved service delivery in the local government sphere*	*Governance*	Operational Sustainability Programme	200	18.5949097	*-33.89079226*	265	–	–	–	–	–	-	–
Community and public safety	Hsbc Svns - 6 & 7 December 25	S26.00526-PL.BE.HC.SS	*Improved service delivery in the local government sphere*	*Governance*	Operational Sustainability Programme	200	18.5949097	*-33.89079226*	94	–	–	–	–	–	-	–
Community and public safety	Kaaps Klopse Jol - 05 Jan 2026	S26.00526-PL.BE.KK	*Improved service delivery in the local government sphere*	*Governance*	Operational Sustainability Programme	200	18.5949097	*-33.89079226*	79	–	–	–	–	–	-	–
Community and public safety	Project 1000 - 9 September 2025	S26.00526-PL.BE.PT	*Improved service delivery in the local government sphere*	*Governance*	Operational Sustainability Programme	200	18.5949097	*-33.89079226*	891	–	–	–	–	–	-	–
Community and public safety	Dhl Stormers Vs Connacht 18 April 2026	S26.00526-PL.BE.RB.DS.CR	*Improved service delivery in the local government sphere*	*Governance*	Operational Sustainability Programme	200	18.5949097	*-33.89079226*	24	–	–	–	–	–	-	–
Community and public safety	Stormers Vs Edinburgh - 28/03/2026	S26.00526-PL.BE.RB.DS.EB	*Improved service delivery in the local government sphere*	*Governance*	Operational Sustainability Programme	200	18.5949097	*-33.89079226*	24	–	–	–	–	–	-	–
Community and public safety	Dhl Stormers Vs Glasgow 25 April 2026	S26.00526-PL.BE.RB.DS.GW	*Improved service delivery in the local government sphere*	*Governance*	Operational Sustainability Programme	200	18.5949097	*-33.89079226*	24	–	–	–	–	–	-	–
Community and public safety	Dhl Stormers Vs Sharks - 24 Jan 2026	S26.00526-PL.BE.RB.DS.HS	*Improved service delivery in the local government sphere*	*Governance*	Operational Sustainability Programme	200	18.5949097	*-33.89079226*	25	–	–	–	–	–	-	–
Community and public safety	Dhl Stormers Vs Ospreys 3 October 25	S26.00526-PL.BE.RB.DS.OP	*Improved service delivery in the local government sphere*	*Governance*	Operational Sustainability Programme	200	18.5949097	*-33.89079226*	18	–	–	–	–	–	-	–
Community and public safety	Dhl Stormers Vs Leicester 17 Jan 26	S26.00526-PL.BE.RB.SS.LR	*Improved service delivery in the local government sphere*	*Governance*	Operational Sustainability Programme	200	18.5949097	*-33.89079226*	24	–	–	–	–	–	-	–
Community and public safety	Dhl Stormers Vs Leinster 26 September	S26.00526-PL.BE.RB.WP.LS	*Improved service delivery in the local government sphere*	*Governance*	Operational Sustainability Programme	200	18.5949097	*-33.89079226*	18	–	–	–	–	–	-	–
Community and public safety	DHL Stormers vs Cardiff 30 May 2026	S26.00526-PL.BE.RG.DS.CD	*Improved service delivery in the local government sphere*	*Governance*	Operational Sustainability Programme	200	18.5949097	*-33.89079226*	23	–	–	–	–	–	-	–

R thousand									2025/26	Budget Year 2026/27						
Function	Project Description	Project Number	MTDP Service Outcome	IUDF	Own Strategic Objectives	Ward Location	GPS Longitude	GPS Lattitude	Audited Outcome	Original Budget	Adjusted Budget	YearTD actual	YearTD budget	YTD variance	YTD variance %	Full Year Forecast
Community and public safety	Stormers Vs Dragons - 22/03/2026	S26.00526-PL.BE.RG.DS.DR	*Improved service delivery in the local government sphere*	*Governance*	Operational Sustainability Programme	200	18.5949097	*-33.89079226*	40	–	–	–	–	–	-	–
Community and public safety	Dhl Stormers Vs Lions - 20 Dec 2025	S26.00526-PL.BE.RG.DS.LS	*Improved service delivery in the local government sphere*	*Governance*	Operational Sustainability Programme	200	18.5949097	*-33.89079226*	7	–	–	–	–	–	-	–
Community and public safety	Dhl Stormers Vs Vodacom Bulls 03.01.26	S26.00526-PL.BE.RG.DS.VB	*Improved service delivery in the local government sphere*	*Governance*	Operational Sustainability Programme	200	18.5949097	*-33.89079226*	21	–	–	–	–	–	-	–
Community and public safety	Springboks Vs Australia - 23 August 2025	S26.00526-PL.BE.RG.SA.AU	*Improved service delivery in the local government sphere*	*Governance*	Operational Sustainability Programme	200	18.5949097	*-33.89079226*	101	–	–	–	–	–	-	–
Community and public safety	Dhl Stormers Vs Lions - 20 Dec 2025	S26.00526-PL.BE.RG.SL	*Improved service delivery in the local government sphere*	*Governance*	Operational Sustainability Programme	200	18.5949097	*-33.89079226*	15	–	–	–	–	–	-	–
Community and public safety	Dhl Wp Vs Boland Kavaliers - 6 Sep 2025	S26.00526-PL.BE.RG.WP.BK	*Improved service delivery in the local government sphere*	*Governance*	Operational Sustainability Programme	200	18.5949097	*-33.89079226*	24	–	–	–	–	–	-	–
Community and public safety	Dhl Wp Vs Pumas - 30 Aug 2025	S26.00526-PL.BE.RG.WP.PU	*Improved service delivery in the local government sphere*	*Governance*	Operational Sustainability Programme	200	18.5949097	*-33.89079226*	18	–	–	–	–	–	-	–
Community and public safety	Dhl Wp Vs Bulls - 26 July 2025	S26.00526-PL.BE.RG.WP.VB	*Improved service delivery in the local government sphere*	*Governance*	Operational Sustainability Programme	200	18.5949097	*-33.89079226*	23	–	–	–	–	–	-	–
Community and public safety	Savpanamafifa Friendly-31/03/2026	S26.00526-PL.BE.SC.SA.PA	*Improved service delivery in the local government sphere*	*Governance*	Operational Sustainability Programme	200	18.5949097	*-33.89079226*	28	–	–	–	–	–	-	–
Community and public safety	Fc Stellenbosch Vs Belouizdad 01 Feb 26	S26.00526-PL.BE.SC.ST.BD	*Improved service delivery in the local government sphere*	*Governance*	Operational Sustainability Programme	200	18.5949097	*-33.89079226*	22	–	–	–	–	–	-	–
Community and public safety	Stellenboschfcvsingidablackstars 15Feb26	S26.00526-PL.BE.SC.ST.BE	*Improved service delivery in the local government sphere*	*Governance*	Operational Sustainability Programme	200	18.5949097	*-33.89079226*	22	–	–	–	–	–	-	–
Community and public safety	Fc Stellenbosch Vs Kaizerchiefs 04 Feb26	S26.00526-PL.BE.SC.ST.KC	*Improved service delivery in the local government sphere*	*Governance*	Operational Sustainability Programme	200	18.5949097	*-33.89079226*	16	–	–	–	–	–	-	–
Community and public safety	Mtn 8 Stellenbosch Vs Amazulu 3 Aug 2025	S26.00526-PL.BE.SH.AZ	*Improved service delivery in the local government sphere*	*Governance*	Operational Sustainability Programme	200	18.5949097	*-33.89079226*	16	–	–	–	–	–	-	–
Community and public safety	Stellenbosch Fc Vs Kaizer Chiefs 5 Oct25	S26.00526-PL.BE.SH.KC	*Improved service delivery in the local government sphere*	*Governance*	Operational Sustainability Programme	200	18.5949097	*-33.89079226*	31	–	–	–	–	–	-	–
Community and public safety	World Supercross Championship 15.12.25	S26.00526-PL.BE.WS.CP	*Improved service delivery in the local government sphere*	*Governance*	Operational Sustainability Programme	200	18.5949097	*-33.89079226*	30	–	–	–	–	–	-	–
Community and public safety	Cape Town Cycle Tour 25 Feb - 4 March 26	S26.00526-PL.NB.CT.CE	*Improved service delivery in the local government sphere*	*Governance*	Operational Sustainability Programme	200	18.5949097	*-33.89079226*	28	–	–	–	–	–	-	–
Community and public safety	Cape Town Marathon Concert 22 May 2026	S26.00526-PL.NB.CT.MC	*Improved service delivery in the local government sphere*	*Governance*	Operational Sustainability Programme	200	18.5949097	*-33.89079226*	4	–	–	–	–	–	-	–
Community and public safety	Cape Town Marathon Expo 21-24 May 2026	S26.00526-PL.NB.CT.ME	*Improved service delivery in the local government sphere*	*Governance*	Operational Sustainability Programme	200	18.5949097	*-33.89079226*	19	–	–	–	–	–	-	–
Community and public safety	Stormers Jersey Shoot - 23 July 2025	S26.00526-PL.NB.FS.JS	*Improved service delivery in the local government sphere*	*Governance*	Operational Sustainability Programme	200	18.5949097	*-33.89079226*	3	–	–	–	–	–	-	–
Community and public safety	Sanlam Cape Town Marathon - 18 Oct 25	S26.00526-PL.TS.CM	*Improved service delivery in the local government sphere*	*Governance*	Operational Sustainability Programme	200	18.5949097	*-33.89079226*	22	–	–	–	–	–	-	–
Community and public safety	Afrikaans Is 100 Jaar Groot 20 Sept 25	S26.00526-SE.BE.AS.JG	*Improved service delivery in the local government sphere*	*Governance*	Operational Sustainability Programme	200	18.5949097	*-33.89079226*	549	–	–	–	–	–	-	–
Community and public safety	Hsbc Svns - 6 & 7 December 25	S26.00526-SE.BE.HC.SS	*Improved service delivery in the local government sphere*	*Governance*	Operational Sustainability Programme	200	18.5949097	*-33.89079226*	1 236	–	–	–	–	–	-	–
Community and public safety	Kaaps Klopse Jol - 05 Jan 2026	S26.00526-SE.BE.KK	*Improved service delivery in the local government sphere*	*Governance*	Operational Sustainability Programme	200	18.5949097	*-33.89079226*	798	–	–	–	–	–	-	–
Community and public safety	Dhl Stormers Vs Connacht 18 April 2026	S26.00526-SE.BE.RB.DS.CR	*Improved service delivery in the local government sphere*	*Governance*	Operational Sustainability Programme	200	18.5949097	*-33.89079226*	515	–	–	–	–	–	-	–
Community and public safety	Stormers Vs Edinburgh - 28/03/2026	S26.00526-SE.BE.RB.DS.EB	*Improved service delivery in the local government sphere*	*Governance*	Operational Sustainability Programme	200	18.5949097	*-33.89079226*	413	–	–	–	–	–	-	–
Community and public safety	Dhl Stormers Vs Glasgow 25 April 2026	S26.00526-SE.BE.RB.DS.GW	*Improved service delivery in the local government sphere*	*Governance*	Operational Sustainability Programme	200	18.5949097	*-33.89079226*	469	–	–	–	–	–	-	–
Community and public safety	Dhl Stormers Vs Sharks - 24 Jan 2026	S26.00526-SE.BE.RB.DS.HS	*Improved service delivery in the local government sphere*	*Governance*	Operational Sustainability Programme	200	18.5949097	*-33.89079226*	636	–	–	–	–	–	-	–
Community and public safety	Dhl Stormers Vs Ospreys 3 October 25	S26.00526-SE.BE.RB.DS.OP	*Improved service delivery in the local government sphere*	*Governance*	Operational Sustainability Programme	200	18.5949097	*-33.89079226*	420	–	–	–	–	–	-	–
Community and public safety	Dhl Stormers Vs Vodacom Bulls 03.01.26	S26.00526-SE.BE.RB.DS.VB	*Improved service delivery in the local government sphere*	*Governance*	Operational Sustainability Programme	200	18.5949097	*-33.89079226*	618	–	–	–	–	–	-	–
Community and public safety	Dhl Stormers Vs Leicester 17 Jan 26	S26.00526-SE.BE.RB.SS.LR	*Improved service delivery in the local government sphere*	*Governance*	Operational Sustainability Programme	200	18.5949097	*-33.89079226*	545	–	–	–	–	–	-	–
Community and public safety	Dhl Stormers Vs Leinster 26 September	S26.00526-SE.BE.RB.WP.LS	*Improved service delivery in the local government sphere*	*Governance*	Operational Sustainability Programme	200	18.5949097	*-33.89079226*	420	–	–	–	–	–	-	–
Community and public safety	DHL Stormers vs Cardiff 30 May 2026	S26.00526-SE.BE.RG.DS.CD	*Improved service delivery in the local government sphere*	*Governance*	Operational Sustainability Programme	200	18.5949097	*-33.89079226*	553	–	–	–	–	–	-	–
Community and public safety	Stormers Vs Dragons - 22/03/2026	S26.00526-SE.BE.RG.DS.DR	*Improved service delivery in the local government sphere*	*Governance*	Operational Sustainability Programme	200	18.5949097	*-33.89079226*	467	–	–	–	–	–	-	–
Community and public safety	Dhl Stormers Vs Lions - 20 Dec 2025	S26.00526-SE.BE.RG.DS.LS	*Improved service delivery in the local government sphere*	*Governance*	Operational Sustainability Programme	200	18.5949097	*-33.89079226*	501	–	–	–	–	–	-	–
Community and public safety	Springboks Vs Australia - 23 August 2025	S26.00526-SE.BE.RG.SA.AU	*Improved service delivery in the local government sphere*	*Governance*	Operational Sustainability Programme	200	18.5949097	*-33.89079226*	1 126	–	–	–	–	–	-	–
Community and public safety	Dhl Wp Vs Boland Kavaliers - 6 Sep 2025	S26.00526-SE.BE.RG.WP.BK	*Improved service delivery in the local government sphere*	*Governance*	Operational Sustainability Programme	200	18.5949097	*-33.89079226*	303	–	–	–	–	–	-	–
Community and public safety	Dhl Wp Vs Pumas - 30 Aug 2025	S26.00526-SE.BE.RG.WP.PU	*Improved service delivery in the local government sphere*	*Governance*	Operational Sustainability Programme	200	18.5949097	*-33.89079226*	303	–	–	–	–	–	-	–
Community and public safety	Dhl Wp Vs Bulls - 26 July 2025	S26.00526-SE.BE.RG.WP.VB	*Improved service delivery in the local government sphere*	*Governance*	Operational Sustainability Programme	200	18.5949097	*-33.89079226*	301	–	–	–	–	–	-	–
Community and public safety	Savpanamafifa Friendly-31/03/2026	S26.00526-SE.BE.SC.SA.PA	*Improved service delivery in the local government sphere*	*Governance*	Operational Sustainability Programme	200	18.5949097	*-33.89079226*	800	–	–	–	–	–	-	–
Community and public safety	Fc Stellenbosch Vs Belouizdad 01 Feb 26	S26.00526-SE.BE.SC.ST.BD	*Improved service delivery in the local government sphere*	*Governance*	Operational Sustainability Programme	200	18.5949097	*-33.89079226*	100	–	–	–	–	–	-	–
Community and public safety	Fc Stellenbosch Vs Kaizerchiefs 04 Feb26	S26.00526-SE.BE.SC.ST.KC	*Improved service delivery in the local government sphere*	*Governance*	Operational Sustainability Programme	200	18.5949097	*-33.89079226*	630	–	–	–	–	–	-	–
Community and public safety	Stellenboschfcvsingidablackstars 15Feb26	S26.00526-SE.BE.SC.ST.SB	*Improved service delivery in the local government sphere*	*Governance*	Operational Sustainability Programme	200	18.5949097	*-33.89079226*	52	–	–	–	–	–	-	–

R thousand									2025/26	Budget Year 2026/27						
Function	Project Description	Project Number	MTDP Service Outcome	IUDF	Own Strategic Objectives	Ward Location	GPS Longitude	GPS Lattitude	Audited Outcome	Original Budget	Adjusted Budget	YearTD actual	YearTD budget	YTD variance	YTD variance %	Full Year Forecast
Community and public safety	Mtn 8 Stellenbosch Vs Amazulu 3 Aug 2025	S26.00526-SE.BE.SH.AZ	*Improved service delivery in the local government sphere*	*Governance*	Operational Sustainability Programme	200	18.5949097	*-33.89079226*	80	–	–	–	–	–	-	–
Community and public safety	Stellenbosch Fc Vs Kaizer Chiefs 5 Oct25	S26.00526-SE.BE.SH.KC	*Improved service delivery in the local government sphere*	*Governance*	Operational Sustainability Programme	200	18.5949097	*-33.89079226*	567	–	–	–	–	–	-	–
Community and public safety	World Supercross Championship 15.12.25	S26.00526-SE.BE.WS.CP	*Improved service delivery in the local government sphere*	*Governance*	Operational Sustainability Programme	200	18.5949097	*-33.89079226*	378	–	–	–	–	–	-	–
Community and public safety	Beechfield Shoot 19 Nov 2025	S26.00526-SE.FS.BD	*Improved service delivery in the local government sphere*	*Governance*	Operational Sustainability Programme	200	18.5949097	*-33.89079226*	7	–	–	–	–	–	-	–
Community and public safety	Juice Films 29 October -2025	S26.00526-SE.FS.JF	*Improved service delivery in the local government sphere*	*Governance*	Operational Sustainability Programme	200	18.5949097	*-33.89079226*	8	–	–	–	–	–	-	–
Community and public safety	Networkconnection Filmshoot - 2-3 Mar 26	S26.00526-SE.FS.NC	*Improved service delivery in the local government sphere*	*Governance*	Operational Sustainability Programme	200	18.5949097	*-33.89079226*	27	–	–	–	–	–	-	–
Community and public safety	Alcazar Parking - 31 Dec 2025	S26.00526-SE.NB.AP	*Improved service delivery in the local government sphere*	*Governance*	Operational Sustainability Programme	200	18.5949097	*-33.89079226*	8	–	–	–	–	–	-	–
Community and public safety	Blisters For Bread - 30 August 2025	S26.00526-SE.NB.BB	*Improved service delivery in the local government sphere*	*Governance*	Operational Sustainability Programme	200	18.5949097	*-33.89079226*	6	–	–	–	–	–	-	–
Community and public safety	Curated Collective Launch - 6 Nov 25	S26.00526-SE.NB.CC	*Improved service delivery in the local government sphere*	*Governance*	Operational Sustainability Programme	200	18.5949097	*-33.89079226*	17	–	–	–	–	–	-	–
Community and public safety	Counder Conference Dinner - 28-30 Jan 26	S26.00526-SE.NB.CC.GD	*Improved service delivery in the local government sphere*	*Governance*	Operational Sustainability Programme	200	18.5949097	*-33.89079226*	48	–	–	–	–	–	-	–
Community and public safety	Human Settlements Conference 11-12 Nov25	S26.00526-SE.NB.CC.HS	*Improved service delivery in the local government sphere*	*Governance*	Operational Sustainability Programme	200	18.5949097	*-33.89079226*	12	–	–	–	–	–	-	–
Community and public safety	Cocktail Function(Aliet Group)19/06/2026	S26.00526-SE.NB.CF.AG	*Improved service delivery in the local government sphere*	*Governance*	Operational Sustainability Programme	200	18.5949097	*-33.89079226*	19	–	–	–	–	–	-	–
Community and public safety	Stormers Sleepover 24/04/2026	S26.00526-SE.NB.CF.DS.SO	*Improved service delivery in the local government sphere*	*Governance*	Operational Sustainability Programme	200	18.5949097	*-33.89079226*	5	–	–	–	–	–	-	–
Community and public safety	Savpanamamayoralwelcomefunction29/03/26	S26.00526-SE.NB.CF.ME	*Improved service delivery in the local government sphere*	*Governance*	Operational Sustainability Programme	200	18.5949097	*-33.89079226*	6	–	–	–	–	–	-	–
Community and public safety	Collborative Presentation 15 Oct 25	S26.00526-SE.NB.CP	*Improved service delivery in the local government sphere*	*Governance*	Operational Sustainability Programme	200	18.5949097	*-33.89079226*	6	–	–	–	–	–	-	–
Community and public safety	Caroline Red Wine 24 July 2025	S26.00526-SE.NB.CR	*Improved service delivery in the local government sphere*	*Governance*	Operational Sustainability Programme	200	18.5949097	*-33.89079226*	18	–	–	–	–	–	-	–
Community and public safety	Cape Town Cycle Tour 25 Feb - 4 March 26	S26.00526-SE.NB.CT.CE	*Improved service delivery in the local government sphere*	*Governance*	Operational Sustainability Programme	200	18.5949097	*-33.89079226*	289	–	–	–	–	–	-	–
Community and public safety	Cape Town Carnival Trust 21/03/2026	S26.00526-SE.NB.CT.CT	*Improved service delivery in the local government sphere*	*Governance*	Operational Sustainability Programme	200	18.5949097	*-33.89079226*	10	–	–	–	–	–	-	–
Community and public safety	Cape Town Marathon Concert 22 May 2026	S26.00526-SE.NB.CT.MC	*Improved service delivery in the local government sphere*	*Governance*	Operational Sustainability Programme	200	18.5949097	*-33.89079226*	105	–	–	–	–	–	-	–
Community and public safety	Cape Town Marathon Expo 21-24 May 2026	S26.00526-SE.NB.CT.ME	*Improved service delivery in the local government sphere*	*Governance*	Operational Sustainability Programme	200	18.5949097	*-33.89079226*	213	–	–	–	–	–	-	–
Community and public safety	Carolines White Wine 6 November 25	S26.00526-SE.NB.CW	*Improved service delivery in the local government sphere*	*Governance*	Operational Sustainability Programme	200	18.5949097	*-33.89079226*	24	–	–	–	–	–	-	–
Community and public safety	DHL x Stormers Cocktail 12 June 2026	S26.00526-SE.NB.DH.SC	*Improved service delivery in the local government sphere*	*Governance*	Operational Sustainability Programme	200	18.5949097	*-33.89079226*	32	–	–	–	–	–	-	–
Community and public safety	DHL Suite Dinner 11 June 2026	S26.00526-SE.NB.DH.SD	*Improved service delivery in the local government sphere*	*Governance*	Operational Sustainability Programme	200	18.5949097	*-33.89079226*	5	–	–	–	–	–	-	–
Community and public safety	Folks Open Air - 15 November 2025	S26.00526-SE.NB.FO	*Improved service delivery in the local government sphere*	*Governance*	Operational Sustainability Programme	200	18.5949097	*-33.89079226*	25	–	–	–	–	–	-	–
Community and public safety	Coca-Cola Springbok Shoot - 13.05.26	S26.00526-SE.NB.FS.CC.SB	*Improved service delivery in the local government sphere*	*Governance*	Operational Sustainability Programme	200	18.5949097	*-33.89079226*	9	–	–	–	–	–	-	–
Community and public safety	Ground Glass Film Shoot 10 - 11 May 2026	S26.00526-SE.NB.FS.GG	*Improved service delivery in the local government sphere*	*Governance*	Operational Sustainability Programme	200	18.5949097	*-33.89079226*	23	–	–	–	–	–	-	–
Community and public safety	Stormers Jersey Shoot - 23 July 2025	S26.00526-SE.NB.FS.JS	*Improved service delivery in the local government sphere*	*Governance*	Operational Sustainability Programme	200	18.5949097	*-33.89079226*	10	–	–	–	–	–	-	–
Community and public safety	Rbm Film Shoot 27 May 2026	S26.00526-SE.NB.FS.RM	*Improved service delivery in the local government sphere*	*Governance*	Operational Sustainability Programme	200	18.5949097	*-33.89079226*	8	–	–	–	–	–	-	–
Community and public safety	Summer Vacation 13 Jan 26	S26.00526-SE.NB.FS.SV	*Improved service delivery in the local government sphere*	*Governance*	Operational Sustainability Programme	200	18.5949097	*-33.89079226*	13	–	–	–	–	–	-	–
Community and public safety	Zalando Film Shoot - 02 April 2026	S26.00526-SE.NB.FS.ZA	*Improved service delivery in the local government sphere*	*Governance*	Operational Sustainability Programme	200	18.5949097	*-33.89079226*	10	–	–	–	–	–	-	–
Community and public safety	Outsurance Gun Run 13-14 August 2025	S26.00526-SE.NB.GR	*Improved service delivery in the local government sphere*	*Governance*	Operational Sustainability Programme	200	18.5949097	*-33.89079226*	7	–	–	–	–	–	-	–
Community and public safety	Heineken F1 30 November 2025	S26.00526-SE.NB.HK	*Improved service delivery in the local government sphere*	*Governance*	Operational Sustainability Programme	200	18.5949097	*-33.89079226*	19	–	–	–	–	–	-	–
Community and public safety	Hoka Half Run Fest 31 January 2026	S26.00526-SE.NB.HO	*Improved service delivery in the local government sphere*	*Governance*	Operational Sustainability Programme	200	18.5949097	*-33.89079226*	5	–	–	–	–	–	-	–
Community and public safety	Intercape Launch Event - 30 July 2025	S26.00526-SE.NB.IC.LE	*Improved service delivery in the local government sphere*	*Governance*	Operational Sustainability Programme	200	18.5949097	*-33.89079226*	10	–	–	–	–	–	-	–
Community and public safety	Ipma South Africa 20-21 Nov 2025	S26.00526-SE.NB.IM.HS	*Improved service delivery in the local government sphere*	*Governance*	Operational Sustainability Programme	200	18.5949097	*-33.89079226*	52	–	–	–	–	–	-	–
Community and public safety	Jagged Promotion Gala Dinner - 11 Sep 25	S26.00526-SE.NB.JP.GD	*Improved service delivery in the local government sphere*	*Governance*	Operational Sustainability Programme	200	18.5949097	*-33.89079226*	62	–	–	–	–	–	-	–
Community and public safety	Mayoral Cocktail Event - 18 August 2025	S26.00526-SE.NB.MC	*Improved service delivery in the local government sphere*	*Governance*	Operational Sustainability Programme	200	18.5949097	*-33.89079226*	16	–	–	–	–	–	-	–
Community and public safety	Mandela Day - 18 July 2025	S26.00526-SE.NB.MD	*Improved service delivery in the local government sphere*	*Governance*	Operational Sustainability Programme	200	18.5949097	*-33.89079226*	40	–	–	–	–	–	-	–
Community and public safety	Mayoral Media Engangement 02/02/26	S26.00526-SE.NB.ME	*Improved service delivery in the local government sphere*	*Governance*	Operational Sustainability Programme	200	18.5949097	*-33.89079226*	12	–	–	–	–	–	-	–
Community and public safety	Nielson Sport Sa Launch 07 August 2025	S26.00526-SE.NB.NS	*Improved service delivery in the local government sphere*	*Governance*	Operational Sustainability Programme	200	18.5949097	*-33.89079226*	9	–	–	–	–	–	-	–
Community and public safety	Playbook Education Conference 21 Oct 25	S26.00526-SE.NB.PE.CF	*Improved service delivery in the local government sphere*	*Governance*	Operational Sustainability Programme	200	18.5949097	*-33.89079226*	8	–	–	–	–	–	-	–
Community and public safety	Saco Conference 4-5 Nov 2025	S26.00526-SE.NB.SA.IC	*Improved service delivery in the local government sphere*	*Governance*	Operational Sustainability Programme	200	18.5949097	*-33.89079226*	41	–	–	–	–	–	-	–

R thousand									2025/26	Budget Year 2026/27						
Function	Project Description	Project Number	MTDP Service Outcome	IUDF	Own Strategic Objectives	Ward Location	GPS Longitude	GPS Lattitude	Audited Outcome	Original Budget	Adjusted Budget	YearTD actual	YearTD budget	YTD variance	YTD variance %	Full Year Forecast
Community and public safety	Sa Tattoo Convention 13 - 15 March 2026	S26.00526-SE.NB.SA.TA	*Improved service delivery in the local government sphere*	*Governance*	Operational Sustainability Programme	200	18.5949097	*-33.89079226*	84	–	–	–	–	–	-	–
Community and public safety	Stormers Season Launch 26 August 2025	S26.00526-SE.NB.SL	*Improved service delivery in the local government sphere*	*Governance*	Operational Sustainability Programme	200	18.5949097	*-33.89079226*	22	–	–	–	–	–	-	–
Community and public safety	Spar Ladies Race - 29 March 2026	S26.00526-SE.NB.SP.LR	*Improved service delivery in the local government sphere*	*Governance*	Operational Sustainability Programme	200	18.5949097	*-33.89079226*	6	–	–	–	–	–	-	–
Community and public safety	Specifying Techiques 19 March 2026	S26.00526-SE.NB.ST.MC	*Improved service delivery in the local government sphere*	*Governance*	Operational Sustainability Programme	200	18.5949097	*-33.89079226*	6	–	–	–	–	–	-	–
Community and public safety	Venturescapes 26 November 25	S26.00526-SE.NB.VC	*Improved service delivery in the local government sphere*	*Governance*	Operational Sustainability Programme	200	18.5949097	*-33.89079226*	31	–	–	–	–	–	-	–
Community and public safety	We Are Africa - 4-8 May 2026	S26.00526-SE.NB.WE.AA	*Improved service delivery in the local government sphere*	*Governance*	Operational Sustainability Programme	200	18.5949097	*-33.89079226*	373	–	–	–	–	–	-	–
Community and public safety	Sanlam Cape Town Marathon - 18 Oct 25	S26.00526-SE.TS.CM	*Improved service delivery in the local government sphere*	*Governance*	Operational Sustainability Programme	200	18.5949097	*-33.89079226*	374	–	–	–	–	–	-	–
Community and public safety	Millers Point Resort Stores	S26.00789	*Improved service delivery in the local government sphere*	*Spatial integration*	Clean & healthy waterways & beaches oth	200	18.5949097	*-33.89079226*	8	–	–	–	–	–	-	–
Governance and administration	Culemborg Safe Space 1	S26.00906-CL	*Reduced poverty and improved livelihoods*	*Governance*	Social Inclusion and Wellbeing Programme	200	18.5949097	*-33.89079226*	4 579	–	–	–	–	–	-	–
Governance and administration	Culemborg Safe Space Parking Lot	S26.00906-CP	*Reduced poverty and improved livelihoods*	*Governance*	Social Inclusion and Wellbeing Programme	200	18.5949097	*-33.89079226*	9 099	–	–	–	–	–	-	–
Governance and administration	Ebenezer Safe Space	S26.00906-EB	*Reduced poverty and improved livelihoods*	*Governance*	Social Inclusion and Wellbeing Programme	200	18.5949097	*-33.89079226*	8 491	–	–	–	–	–	-	–
Governance and administration	Ebenezer SS (additional)	S26.00906-EB.01	*Reduced poverty and improved livelihoods*	*Governance*	Social Inclusion and Wellbeing Programme	200	18.5949097	*-33.89079226*	651	–	–	–	–	–	-	–
Governance and administration	Paint City Safe Space	S26.00906-PC	*Reduced poverty and improved livelihoods*	*Governance*	Social Inclusion and Wellbeing Programme	200	18.5949097	*-33.89079226*	8 208	–	–	–	–	–	-	–
Community and public safety	Soetwater Resort Stores	S26.00987	*Improved service delivery in the local government sphere*	*Spatial integration*	Clean & healthy waterways & beaches oth	200	18.5949097	*-33.89079226*	57	–	–	–	–	–	-	–
Trading services	Bw-Wp102 Wemmershoek Refurb Study	S26.00999-F1.BW.01	*Increased infrastructure investment, access, and efficiency*	*Growth*	Excell W&S Service delivery program	200	18.5949097	*-33.89079226*	2 623	–	–	–	–	–	-	–
Trading services	Bw-Wp113 Automated Assets Assessment	S26.00999-F1.BW.03	*Increased infrastructure investment, access, and efficiency*	*Growth*	Excell W&S Service delivery program	200	18.5949097	*-33.89079226*	440	–	–	–	–	–	-	–
Trading services	Bw-Wp133 Dss - Alex	S26.00999-F1.BW.06	*Increased infrastructure investment, access, and efficiency*	*Growth*	Excell W&S Service delivery program	200	18.5949097	*-33.89079226*	1 038	–	–	–	–	–	-	–
Trading services	BW-WP144 - Acoustic Leak Detection-Ben	S26.00999-F1.BW.07	*Increased infrastructure investment, access, and efficiency*	*Growth*	Excell W&S Service delivery program	200	18.5949097	*-33.89079226*	7 983	–	–	–	–	–	-	–
Trading services	Bw-Wp008 Water Resource & Opt	S26.00999-F1.BW.09	*Increased infrastructure investment, access, and efficiency*	*Growth*	Excell W&S Service delivery program	200	18.5949097	*-33.89079226*	1 286	–	–	–	–	–	-	–
Trading services	Table Mountain Mmp - Shono	S26.00999-F1.BW.10	*Increased infrastructure investment, access, and efficiency*	*Growth*	Excell W&S Service delivery program	200	18.5949097	*-33.89079226*	1 853	–	–	–	–	–	-	–
Trading services	Plattekloof Pipeyard Designs -Shono	S26.00999-F1.BW.11	*Increased infrastructure investment, access, and efficiency*	*Growth*	Excell W&S Service delivery program	200	18.5949097	*-33.89079226*	1 416	–	–	–	–	–	-	–
Trading services	Bw-Wp088 Faure Refurb Study	S26.00999-F1.BW.12	*Increased infrastructure investment, access, and efficiency*	*Growth*	Excell W&S Service delivery program	200	18.5949097	*-33.89079226*	335	–	–	–	–	–	-	–
Trading services	Bw-Wp094 Bh Sludge Removal	S26.00999-F1.BW.13	*Increased infrastructure investment, access, and efficiency*	*Growth*	Excell W&S Service delivery program	200	18.5949097	*-33.89079226*	662	–	–	–	–	–	-	–
Trading services	Buildings - Bongani	S26.00999-F1.BW.14	*Increased infrastructure investment, access, and efficiency*	*Growth*	Excell W&S Service delivery program	200	18.5949097	*-33.89079226*	614	–	–	(235)	–	(235)	100.0%	–
Trading services	Bw-Wp140 - Faure Isp Lloyd	S26.00999-F1.BW.15	*Increased infrastructure investment, access, and efficiency*	*Growth*	Excell W&S Service delivery program	200	18.5949097	*-33.89079226*	575	–	–	–	–	–	-	–
Trading services	Bw-Wp079 Helderberg Scheme	S26.00999-F1.BW.16	*Increased infrastructure investment, access, and efficiency*	*Growth*	Excell W&S Service delivery program	200	18.5949097	*-33.89079226*	1 697	–	–	–	–	–	-	–
Trading services	Bw-Wp101 Table Mountain Dams Anchor-Shon	S26.00999-F1.BW.17	*Increased infrastructure investment, access, and efficiency*	*Growth*	Excell W&S Service delivery program	200	18.5949097	*-33.89079226*	756	–	–	–	–	–	-	–
Trading services	Bw-Wp130 Blue Drop Process Audit	S26.00999-F1.BW.18	*Increased infrastructure investment, access, and efficiency*	*Growth*	Excell W&S Service delivery program	200	18.5949097	*-33.89079226*	1 126	–	–	–	–	–	-	–
Trading services	Bw-Wp041 Molteno Building & Infra	S26.00999-F1.BW.25	*Increased infrastructure investment, access, and efficiency*	*Growth*	Excell W&S Service delivery program	200	18.5949097	*-33.89079226*	344	–	–	–	–	–	-	–
Trading services	Desal Location 1 - Civil - Jan	S26.00999-F1.BW.27	*Increased infrastructure investment, access, and efficiency*	*Growth*	Excell W&S Service delivery program	200	18.5949097	*-33.89079226*	27 514	–	–	–	–	–	-	–
Trading services	Bw-Wp071 Bwas	S26.00999-F1.BW.28	*Increased infrastructure investment, access, and efficiency*	*Growth*	Excell W&S Service delivery program	200	18.5949097	*-33.89079226*	2 669	–	–	–	–	–	-	–
Trading services	Bw-Wp 111 Wemmershoek Dam Safety	S26.00999-F1.BW.29	*Increased infrastructure investment, access, and efficiency*	*Growth*	Excell W&S Service delivery program	200	18.5949097	*-33.89079226*	1 172	–	–	–	–	–	-	–
Trading services	760 Ci Steenbras Pipeline - Shono	S26.00999-F1.BW.30	*Increased infrastructure investment, access, and efficiency*	*Growth*	Excell W&S Service delivery program	200	18.5949097	*-33.89079226*	1 023	–	–	–	–	–	-	–
Trading services	Bw-Wp135 Steenbras Lower - Willie	S26.00999-F1.BW.31	*Increased infrastructure investment, access, and efficiency*	*Growth*	Excell W&S Service delivery program	200	18.5949097	*-33.89079226*	25	–	–	–	–	–	-	–
Trading services	Bw-Wp134 Molteno Pumpstation - Willie	S26.00999-F1.BW.32	*Increased infrastructure investment, access, and efficiency*	*Growth*	Excell W&S Service delivery program	200	18.5949097	*-33.89079226*	565	–	–	–	–	–	-	–
Trading services	Bw-Wp121 Blackheath Upper Res	S26.00999-F1.BW.33	*Increased infrastructure investment, access, and efficiency*	*Growth*	Excell W&S Service delivery program	200	18.5949097	*-33.89079226*	3 681	–	–	–	–	–	-	–
Trading services	Bw-Wp126 Pumpstation Condition Assessmen	S26.00999-F1.BW.35	*Increased infrastructure investment, access, and efficiency*	*Growth*	Excell W&S Service delivery program	200	18.5949097	*-33.89079226*	600	–	–	–	–	–	-	–
Trading services	Bw-Wp128 Standard Chambers Design	S26.00999-F1.BW.36	*Increased infrastructure investment, access, and efficiency*	*Growth*	Excell W&S Service delivery program	200	18.5949097	*-33.89079226*	3 029	–	–	–	–	–	-	–
Trading services	Bw-Wp115 Steenbras Access Road	S26.00999-F1.BW.38	*Increased infrastructure investment, access, and efficiency*	*Growth*	Excell W&S Service delivery program	200	18.5949097	*-33.89079226*	450	–	–	–	–	–	-	–
Trading services	Bw-Wp110 Steenbras Internal - Francois	S26.00999-F1.BW.39	*Increased infrastructure investment, access, and efficiency*	*Growth*	Excell W&S Service delivery program	200	18.5949097	*-33.89079226*	746	–	–	–	–	–	-	–
Trading services	Customer Professional Services Fy26	S26.00999-F1.CS	*An ethical, capable, and professional public service*	*Inclusion and access*	Capable & collaborative City govmnt oth	200	18.5949097	*-33.89079226*	725	–	–	–	–	–	-	–
Trading services	Isbs Professional Services Fy26	S26.00999-F1.IS	*Improved service delivery in the local government sphere*	*Inclusion & access*	Mainstr serv deliv inf settlem & bakyrd	200	18.5949097	*-33.89079226*	2 275	–	–	–	–	–	-	–

R thousand									2025/26	Budget Year 2026/27						
Function	Project Description	Project Number	MTDP Service Outcome	IUDF	Own Strategic Objectives	Ward Location	GPS Longitude	GPS Lattitude	Audited Outcome	Original Budget	Adjusted Budget	YearTD actual	YearTD budget	YTD variance	YTD variance %	Full Year Forecast
Trading services	Bokmakiere PS (Stage 1 & 2)	S26.00999-F1.RT.BM	*Increased infrastructure investment, access, and efficiency*	*Growth*	Excell W&S Service delivery program	200	18.5949097	*-33.89079226*	1 233	–	–	–	–	–	-	–
Trading services	RET-WP091: Hout Bay Sewer Upgrade	S26.00999-F1.RT.BY	*Increased infrastructure investment, access, and efficiency*	*Growth*	Excell W&S Service delivery program	200	18.5949097	*-33.89079226*	87	–	–	–	–	–	-	–
Trading services	Ret-Wp063 - Diversion Of Collector Sewer	S26.00999-F1.RT.DC	*Increased infrastructure investment, access, and efficiency*	*Growth*	Excell W&S Service delivery program	200	18.5949097	*-33.89079226*	17	–	–	–	–	–	-	–
Trading services	Fisantekraal Sewer Pump Station (St 1&2)	S26.00999-F1.RT.FI	*Increased infrastructure investment, access, and efficiency*	*Growth*	Excell W&S Service delivery program	200	18.5949097	*-33.89079226*	3 792	–	–	–	–	–	-	–
Trading services	Wp050 - Houtbay Water Main (Stage 1 & 2)	S26.00999-F1.RT.HB	*Increased infrastructure investment, access, and efficiency*	*Growth*	Excell W&S Service delivery program	200	18.5949097	*-33.89079226*	379	–	–	–	–	–	-	–
Trading services	Ret-Wp061 - Highlands Estate Philippi (S	S26.00999-F1.RT.HE	*Increased infrastructure investment, access, and efficiency*	*Growth*	Excell W&S Service delivery program	200	18.5949097	*-33.89079226*	103	–	–	–	–	–	-	–
Trading services	Wp069 - Master Planning Sewer Reticulati	S26.00999-F1.RT.MP	*Increased infrastructure investment, access, and efficiency*	*Growth*	Excell W&S Service delivery program	200	18.5949097	*-33.89079226*	1 924	–	–	–	–	–	-	–
Trading services	Ret-Wp090 Sewer Design Proposal	S26.00999-F1.RT.MR	*Increased infrastructure investment, access, and efficiency*	*Growth*	Excell W&S Service delivery program	200	18.5949097	*-33.89079226*	196	–	–	–	–	–	-	–
Trading services	Ret-Wp086:Cipp And Micro-Tunnelling	S26.00999-F1.RT.NM	*Increased infrastructure investment, access, and efficiency*	*Growth*	Excell W&S Service delivery program	200	18.5949097	*-33.89079226*	1 291	–	–	–	–	–	-	–
Trading services	Wp066 - Proposed Bulk Sewer Collector	S26.00999-F1.RT.PB	*Increased infrastructure investment, access, and efficiency*	*Growth*	Excell W&S Service delivery program	200	18.5949097	*-33.89079226*	1 887	–	–	–	–	–	-	–
Trading services	Wp067 - Proposed Condition Assessment	S26.00999-F1.RT.PC	*Increased infrastructure investment, access, and efficiency*	*Growth*	Excell W&S Service delivery program	200	18.5949097	*-33.89079226*	1 383	–	–	–	–	–	-	–
Trading services	Wp058 - Phoenix Ps (Stage 2)	S26.00999-F1.RT.PH	*Increased infrastructure investment, access, and efficiency*	*Growth*	Excell W&S Service delivery program	200	18.5949097	*-33.89079226*	3 561	–	–	–	–	–	-	–
Trading services	Philippi Phase 4 Pump Station (St 1 & 2)	S26.00999-F1.RT.PP	*Increased infrastructure investment, access, and efficiency*	*Growth*	Excell W&S Service delivery program	200	18.5949097	*-33.89079226*	1 939	–	–	–	–	–	-	–
Trading services	Bfi Proposal Report	S26.00999-F1.RT.PR	*Increased infrastructure investment, access, and efficiency*	*Growth*	Excell W&S Service delivery program	200	18.5949097	*-33.89079226*	1 637	–	–	–	–	–	-	–
Trading services	Rietvlei Bulk Sewer (Stage 2)	S26.00999-F1.RT.RV	*Increased infrastructure investment, access, and efficiency*	*Growth*	Excell W&S Service delivery program	200	18.5949097	*-33.89079226*	110	–	–	–	–	–	-	–
Trading services	Tafelsig Ps	S26.00999-F1.RT.TS	*Increased infrastructure investment, access, and efficiency*	*Growth*	Excell W&S Service delivery program	200	18.5949097	*-33.89079226*	1 570	–	–	–	–	–	-	–
Trading services	Table View East Bulk Sewer & Ps (St 1&2)	S26.00999-F1.RT.TV	*Increased infrastructure investment, access, and efficiency*	*Growth*	Excell W&S Service delivery program	200	18.5949097	*-33.89079226*	924	–	–	–	–	–	-	–
Trading services	Witzands Ps	S26.00999-F1.RT.WS	*Increased infrastructure investment, access, and efficiency*	*Growth*	Excell W&S Service delivery program	200	18.5949097	*-33.89079226*	2 537	–	–	–	–	–	-	–
Trading services	Zevenwacht Reservoir (Concept Design)	S26.00999-F1.RT.ZW	*Increased infrastructure investment, access, and efficiency*	*Growth*	Excell W&S Service delivery program	200	18.5949097	*-33.89079226*	515	–	–	–	–	–	-	–
Trading services	Professional Services WBS FY26 370C/2021/22-Wp005	S26.00999-F1.WD.56.AA	*Increased infrastructure investment, access, and efficiency*	*Growth*	Excell W&S Service delivery program	200	18.5949097	*-33.89079226*	332	–	–	–	–	–	-	–
Trading services	Professional Services WBS FY27370C/2021/22 Wp006	S26.00999-F1.WD.56.AB	*Increased infrastructure investment, access, and efficiency*	*Growth*	Excell W&S Service delivery program	200	18.5949097	*-33.89079226*	185	–	–	–	–	–	-	–
Trading services	Professional Services WBS FY28370C/2021/22 Wp016	S26.00999-F1.WD.56.AC	*Increased infrastructure investment, access, and efficiency*	*Growth*	Excell W&S Service delivery program	200	18.5949097	*-33.89079226*	205	–	–	–	–	–	-	–
Trading services	Professional Services WBS FY29370C/2021/22 Wp023	S26.00999-F1.WD.56.AD	*Increased infrastructure investment, access, and efficiency*	*Growth*	Excell W&S Service delivery program	200	18.5949097	*-33.89079226*	217	–	–	–	–	–	-	–
Trading services	Professional Services WBS FY30370C/2021/22 Wp028	S26.00999-F1.WD.56.AE	*Increased infrastructure investment, access, and efficiency*	*Growth*	Excell W&S Service delivery program	200	18.5949097	*-33.89079226*	10	–	–	–	–	–	-	–
Trading services	Professional Services WBS FY31370C/2021/22 Wp021	S26.00999-F1.WD.56.AF	*Increased infrastructure investment, access, and efficiency*	*Growth*	Excell W&S Service delivery program	200	18.5949097	*-33.89079226*	248	–	–	–	–	–	-	–
Trading services	Professional Services WBS FY32370C/2021/22 Wp010	S26.00999-F1.WD.56.AG	*Increased infrastructure investment, access, and efficiency*	*Growth*	Excell W&S Service delivery program	200	18.5949097	*-33.89079226*	211	–	–	–	–	–	-	–
Trading services	Professional Services WBS FY33161C/2023/24 Reg02-Wp01	S26.00999-F1.WD.56.AH	*Increased infrastructure investment, access, and efficiency*	*Growth*	Excell W&S Service delivery program	200	18.5949097	*-33.89079226*	268	–	–	–	–	–	-	–
Trading services	Professional Services WBS FY34161C/2023/24 Reg3-Wp03	S26.00999-F1.WD.56.AI	*Increased infrastructure investment, access, and efficiency*	*Growth*	Excell W&S Service delivery program	200	18.5949097	*-33.89079226*	350	–	–	–	–	–	-	–
Trading services	Professional Services WBS FY35370C/2021/222Wp020	S26.00999-F1.WD.56.AJ	*Increased infrastructure investment, access, and efficiency*	*Growth*	Excell W&S Service delivery program	200	18.5949097	*-33.89079226*	214	–	–	–	–	–	-	–
Trading services	Professional Services WBS FY36370C/2021/222Wp004 Revision 1	S26.00999-F1.WD.56.AK	*Increased infrastructure investment, access, and efficiency*	*Growth*	Excell W&S Service delivery program	200	18.5949097	*-33.89079226*	51	–	–	–	–	–	-	–
Trading services	Professional Services WBS FY37370C/2021/22 Wp028 Ath & Pots - Prop	S26.00999-F1.WD.56.AL	*Increased infrastructure investment, access, and efficiency*	*Growth*	Excell W&S Service delivery program	200	18.5949097	*-33.89079226*	254	–	–	–	–	–	-	–
Trading services	Professional Services WBS FY38161C/2023/24 Reg3-Wp04	S26.00999-F1.WD.56.AM	*Increased infrastructure investment, access, and efficiency*	*Growth*	Excell W&S Service delivery program	200	18.5949097	*-33.89079226*	525	–	–	–	–	–	-	–
Trading services	Professional Services WBS FY39370C-2021-22-Wp029 Bellville Te Network	S26.00999-F1.WD.56.AN	*Increased infrastructure investment, access, and efficiency*	*Growth*	Excell W&S Service delivery program	200	18.5949097	*-33.89079226*	10	–	–	–	–	–	-	–
Trading services	Professional Services WBS FY40370C/2021/22 Wp030 Zanvleit Te Network-P	S26.00999-F1.WD.56.AO	*Increased infrastructure investment, access, and efficiency*	*Growth*	Excell W&S Service delivery program	200	18.5949097	*-33.89079226*	30	–	–	–	–	–	-	–
Trading services	Professional Services WBS FY41370C/2021/22 Wp031 Proposal Preparation	S26.00999-F1.WD.56.AP	*Increased infrastructure investment, access, and efficiency*	*Growth*	Excell W&S Service delivery program	200	18.5949097	*-33.89079226*	10	–	–	–	–	–	-	–
Trading services	Professional Services WBS FY42370C/2021/22 Wp032 Proposal Preparation	S26.00999-F1.WD.56.AQ	*Increased infrastructure investment, access, and efficiency*	*Growth*	Excell W&S Service delivery program	200	18.5949097	*-33.89079226*	10	–	–	–	–	–	-	–
Trading services	Professional Services WBS FY43370C/2021/22 Wp032	S26.00999-F1.WD.56.AR	*Increased infrastructure investment, access, and efficiency*	*Growth*	Excell W&S Service delivery program	200	18.5949097	*-33.89079226*	310	–	–	–	–	–	-	–
Trading services	Professional Services WBS FY44370C/2021/22: Wp30 Zandvliet Te Network	S26.00999-F1.WD.56.AT	*Increased infrastructure investment, access, and efficiency*	*Growth*	Excell W&S Service delivery program	200	18.5949097	*-33.89079226*	214	–	–	–	–	–	-	–
Trading services	Professional Services WBS FY45370C/2021/22 Wp031 Potsdam Te Network	S26.00999-F1.WD.56.AU	*Increased infrastructure investment, access, and efficiency*	*Growth*	Excell W&S Service delivery program	200	18.5949097	*-33.89079226*	127	–	–	–	–	–	-	–
Trading services	Professional Services WBS FY46370C/2021/22 Wp29 Bellville Te Networ	S26.00999-F1.WD.56.AW	*Increased infrastructure investment, access, and efficiency*	*Growth*	Excell W&S Service delivery program	200	18.5949097	*-33.89079226*	67	–	–	–	–	–	-	–
Trading services	Professional Services WBS FY47161C/2023/24 REG02 WP06	S26.00999-F1.WD.56.AX	*Increased infrastructure investment, access, and efficiency*	*Growth*	Excell W&S Service delivery program	200	18.5949097	*-33.89079226*	20	–	–	–	–	–	-	–
Trading services	Professional Services WBS FY48Wdm Ps Fy 26 - Cc20040169	S26.00999-F1.WD.69	*An ethical, capable, and professional public service*	*Inclusion and access*	Capable & collaborative City govmnt oth	200	18.5949097	*-33.89079226*	2 250	–	–	–	–	–	-	–

R thousand									2025/26	Budget Year 2026/27						
Function	Project Description	Project Number	MTDP Service Outcome	IUDF	Own Strategic Objectives	Ward Location	GPS Longitude	GPS Lattitude	Audited Outcome	Original Budget	Adjusted Budget	YearTD actual	YearTD budget	YTD variance	YTD variance %	Full Year Forecast
Trading services	Professional Services WBS FY49SSRU IDWG -PPPPSG SUPPORT	S26.00999-F1.WD.69.AA	*An ethical, capable, and professional public service*	*Inclusion and access*	Capable & collaborative City govmnt oth	200	18.5949097	*-33.89079226*	37	–	–	–	–	–	-	–
Trading services	Professional Services WBS FY50Waste Water Professional Services Fy26	S26.00999-F1.WW	*Increased infrastructure investment, access, and efficiency*	*Growth*	Excell W&S Service delivery program	200	18.5949097	*-33.89079226*	12 046	–	–	–	–	–	-	–
Governance and administration	CACD - FY26 EPWP Programme Funding Chca/26/52J - Street People Economics	S26.01001-EP.AC.01	*Reduced poverty and improved livelihoods*	*Governance*	Social Inclusion and Wellbeing Programme	200	18.5949097	*-33.89079226*	455	–	–	–	–	–	-	–
Governance and administration	CACD - FY26 EPWP Programme Funding Chca/26/47J - Women With Purpose (Wwm)	S26.01001-EP.AC.02	*Reduced poverty and improved livelihoods*	*Governance*	Social Inclusion and Wellbeing Programme	200	18.5949097	*-33.89079226*	100	–	–	–	–	–	-	–
Governance and administration	CACD - FY26 EPWP Programme Funding Chca/26/48J - Youth Dev Work Skills	S26.01001-EP.AC.03	*Reduced poverty and improved livelihoods*	*Governance*	Social Inclusion and Wellbeing Programme	200	18.5949097	*-33.89079226*	809	–	–	–	–	–	-	–
Governance and administration	CACD - FY26 EPWP Programme Funding Chca/26/17J - Youth Development W/Skills	S26.01001-EP.AE.01	*Reduced poverty and improved livelihoods*	*Governance*	Social Inclusion and Wellbeing Programme	200	18.5949097	*-33.89079226*	235	–	–	–	–	–	-	–
Governance and administration	CACD - FY26 EPWP Programme Funding Non-Capital Goods	S26.01001-EP.AE.01.NC	*Reduced poverty and improved livelihoods*	*Governance*	Social Inclusion and Wellbeing Programme	200	18.5949097	*-33.89079226*	6	–	–	–	–	–	-	–
Governance and administration	CACD - FY26 EPWP Programme Funding Chca/26/14J - Street People Economics	S26.01001-EP.AE.02	*Reduced poverty and improved livelihoods*	*Governance*	Social Inclusion and Wellbeing Programme	200	18.5949097	*-33.89079226*	311	–	–	–	–	–	-	–
Governance and administration	CACD - FY26 EPWP Programme Funding Non-Capital Goods	S26.01001-EP.AE.02.NC	*Reduced poverty and improved livelihoods*	*Governance*	Social Inclusion and Wellbeing Programme	200	18.5949097	*-33.89079226*	20	–	–	–	–	–	-	–
Governance and administration	CACD - FY26 EPWP Programme Funding Chca/26/43J - Women With Purpose (Wwp)	S26.01001-EP.AE.03	*Reduced poverty and improved livelihoods*	*Governance*	Social Inclusion and Wellbeing Programme	200	18.5949097	*-33.89079226*	1 047	–	–	–	–	–	-	–
Governance and administration	CACD - FY26 EPWP Programme Funding Non-Capital Goods	S26.01001-EP.AE.03.NC	*Reduced poverty and improved livelihoods*	*Governance*	Social Inclusion and Wellbeing Programme	200	18.5949097	*-33.89079226*	71	–	–	–	–	–	-	–
Governance and administration	CACD - FY26 EPWP Programme Funding Chca/26/19J - Youth Development W/Skills	S26.01001-EP.AN.01	*Reduced poverty and improved livelihoods*	*Governance*	Social Inclusion and Wellbeing Programme	200	18.5949097	*-33.89079226*	255	–	–	–	–	–	-	–
Governance and administration	CACD - FY26 EPWP Programme Funding Non-Capital Goods	S26.01001-EP.AN.01.NC	*Reduced poverty and improved livelihoods*	*Governance*	Social Inclusion and Wellbeing Programme	200	18.5949097	*-33.89079226*	10	–	–	–	–	–	-	–
Governance and administration	CACD - FY26 EPWP Programme Funding Chca/26/13J - Street People Economics	S26.01001-EP.AN.02	*Reduced poverty and improved livelihoods*	*Governance*	Social Inclusion and Wellbeing Programme	200	18.5949097	*-33.89079226*	458	–	–	–	–	–	-	–
Governance and administration	CACD - FY26 EPWP Programme Funding Non-Capital Goods	S26.01001-EP.AN.02.NC	*Reduced poverty and improved livelihoods*	*Governance*	Social Inclusion and Wellbeing Programme	200	18.5949097	*-33.89079226*	27	–	–	–	–	–	-	–
Governance and administration	CACD - FY26 EPWP Programme Funding Chca/26/51J - Women With Purpose (Wwp)	S26.01001-EP.AN.03	*Reduced poverty and improved livelihoods*	*Governance*	Social Inclusion and Wellbeing Programme	200	18.5949097	*-33.89079226*	686	–	–	–	–	–	-	–
Governance and administration	CACD - FY26 EPWP Programme Funding Non-Capital Goods	S26.01001-EP.AN.03.NC	*Reduced poverty and improved livelihoods*	*Governance*	Social Inclusion and Wellbeing Programme	200	18.5949097	*-33.89079226*	46	–	–	–	–	–	-	–
Governance and administration	CACD - FY26 EPWP Programme Funding Chca/26/239J - Men Inspired Programme	S26.01001-EP.AN.04	*Reduced poverty and improved livelihoods*	*Governance*	Social Inclusion and Wellbeing Programme	200	18.5949097	*-33.89079226*	351	–	–	–	–	–	-	–
Governance and administration	CACD - FY26 EPWP Programme Funding Non-Capital Goods	S26.01001-EP.AN.04.NC	*Reduced poverty and improved livelihoods*	*Governance*	Social Inclusion and Wellbeing Programme	200	18.5949097	*-33.89079226*	46	–	–	–	–	–	-	–
Governance and administration	CACD - FY26 EPWP Programme Funding Chca/26/18J - Youth Development W/Skills	S26.01001-EP.AS.01	*Reduced poverty and improved livelihoods*	*Governance*	Social Inclusion and Wellbeing Programme	200	18.5949097	*-33.89079226*	192	–	–	–	–	–	-	–
Governance and administration	CACD - FY26 EPWP Programme Funding Chca/26/12J - Street People Economics	S26.01001-EP.AS.02	*Reduced poverty and improved livelihoods*	*Governance*	Social Inclusion and Wellbeing Programme	200	18.5949097	*-33.89079226*	397	–	–	–	–	–	-	–
Governance and administration	CACD - FY26 EPWP Programme Funding Chca/26/129J - Women With Purpose (Wwp)	S26.01001-EP.AS.03	*Reduced poverty and improved livelihoods*	*Governance*	Social Inclusion and Wellbeing Programme	200	18.5949097	*-33.89079226*	1 010	–	–	–	–	–	-	–
Governance and administration	CACD - FY26 EPWP Programme Funding Non-Capital Goods	S26.01001-EP.AS.03.NC	*Reduced poverty and improved livelihoods*	*Governance*	Social Inclusion and Wellbeing Programme	200	18.5949097	*-33.89079226*	28	–	–	–	–	–	-	–
Community and public safety	CACD - FY26 EPWP Programme Funding Chca/26/32J - Cultural Mapping&Planning	S26.01001-EP.CA.01	*Reduced poverty and improved livelihoods*	*Governance*	Social Inclusion and Wellbeing Programme	200	18.5949097	*-33.89079226*	453	–	–	–	–	–	-	–
Community and public safety	CACD - FY26 EPWP Programme Funding Chca/26/33J - Arts Aweh!	S26.01001-EP.CA.02	*Reduced poverty and improved livelihoods*	*Governance*	Social Inclusion and Wellbeing Programme	200	18.5949097	*-33.89079226*	679	–	–	–	–	–	-	–
Governance and administration	CACD - FY26 EPWP Programme Funding Chca/26/25J - Monitoring And Evaluation	S26.01001-EP.RP.01	*Reduced poverty and improved livelihoods*	*Governance*	Social Inclusion and Wellbeing Programme	200	18.5949097	*-33.89079226*	946	–	–	–	–	–	-	–
Governance and administration	CACD - FY26 EPWP Programme Funding Chca/26/56J - 107 Call Takers	S26.01001-EP.RP.02	*Reduced poverty and improved livelihoods*	*Governance*	Social Inclusion and Wellbeing Programme	200	18.5949097	*-33.89079226*	607	–	–	–	–	–	-	–
Governance and administration	CACD - FY26 EPWP Programme Funding Chca/26/673J - Ecd Resource Libraries	S26.01001-EP.RP.03	*Reduced poverty and improved livelihoods*	*Governance*	Social Inclusion and Wellbeing Programme	200	18.5949097	*-33.89079226*	262	–	–	–	–	–	-	–
Governance and administration	Ls Admin Support	S26.01007	*Digital transformation across the state*	*Growth*	Modernised & adaptive governance Program	200	18.5949097	*-33.89079226*	312	–	–	–	–	–	-	–
Governance and administration	Admin And Office Support	S26.01111	*Improved service delivery in the local government sphere*	*Governance*	Operational Sustainability Programme	200	18.5949097	*-33.89079226*	92	–	–	–	–	–	-	–
Governance and administration	Administrative Office Support	S26.01113	*Improved service delivery in the local government sphere*	*Governance*	Operational Sustainability Programme	200	18.5949097	*-33.89079226*	149	–	–	(11)	–	(11)	100.0%	–
Governance and administration	FY26 EPWP - Fleet Management Epwp Admin Support	S26.02001-FL.AS	*Digital transformation across the state*	*Growth*	Modernised & adaptive governance Program	200	18.5949097	*-33.89079226*	54	–	–	–	–	–	-	–
Governance and administration	FY26 EPWP - Fleet Management Epwp Asset Vehicles	S26.02001-FL.AV	*Digital transformation across the state*	*Growth*	Modernised & adaptive governance Program	200	18.5949097	*-33.89079226*	59	–	–	–	–	–	-	–
Governance and administration	FY26 EPWP - Fleet Management Epwp Bellville Workshop	S26.02001-FL.BW	*Digital transformation across the state*	*Growth*	Modernised & adaptive governance Program	200	18.5949097	*-33.89079226*	23	–	–	–	–	–	-	–
Governance and administration	FY26 EPWP - Fleet Management Epwp Finance Asset Verification	S26.02001-FL.FA	*Digital transformation across the state*	*Growth*	Modernised & adaptive governance Program	200	18.5949097	*-33.89079226*	45	–	–	–	–	–	-	–
Governance and administration	FY26 EPWP - Fleet Management Epwp Fleet Operations	S26.02001-FL.FO	*Digital transformation across the state*	*Growth*	Modernised & adaptive governance Program	200	18.5949097	*-33.89079226*	31	–	–	1	–	1	100.0%	–
Governance and administration	FY26 EPWP - Fleet Management Epwp Fleet Verification	S26.02001-FL.FV	*Digital transformation across the state*	*Growth*	Modernised & adaptive governance Program	200	18.5949097	*-33.89079226*	57	–	–	–	–	–	-	–
Governance and administration	FY26 EPWP - Fleet Management Epwp Hillstar Workshop	S26.02001-FL.HW	*Digital transformation across the state*	*Growth*	Modernised & adaptive governance Program	200	18.5949097	*-33.89079226*	19	–	–	–	–	–	-	–
Governance and administration	FY26 EPWP - Fleet Management Epwp Khayelitsha Workshop	S26.02001-FL.KW	*Digital transformation across the state*	*Growth*	Modernised & adaptive governance Program	200	18.5949097	*-33.89079226*	29	–	–	–	–	–	-	–
Governance and administration	FY26 EPWP - Fleet Management Epwp Master Data	S26.02001-FL.MD	*Digital transformation across the state*	*Growth*	Modernised & adaptive governance Program	200	18.5949097	*-33.89079226*	42	–	–	–	–	–	-	–
Governance and administration	FY26 EPWP - Fleet Management Epwp Ndabeni Workshop	S26.02001-FL.NW	*Digital transformation across the state*	*Growth*	Modernised & adaptive governance Program	200	18.5949097	*-33.89079226*	32	–	–	–	–	–	-	–
Governance and administration	FY26 EPWP - Fleet Management Epwp Obc E-Fuel	S26.02001-FL.OB	*Digital transformation across the state*	*Growth*	Modernised & adaptive governance Program	200	18.5949097	*-33.89079226*	57	–	–	–	–	–	-	–

R thousand									2025/26	Budget Year 2026/27						
Function	Project Description	Project Number	MTDP Service Outcome	IUDF	Own Strategic Objectives	Ward Location	GPS Longitude	GPS Lattitude	Audited Outcome	Original Budget	Adjusted Budget	YearTD actual	YearTD budget	YTD variance	YTD variance %	Full Year Forecast
Governance and administration	FY26 EPWP - Fleet Management Epwp Fleet Operations	S26.02001-FL.OP	*Digital transformation across the state*	*Growth*	Modernised & adaptive governance Program	200	18.5949097	*-33.89079226*	54	–	–	–	–	–	-	–
Governance and administration	FY26 EPWP - Fleet Management Epwp Fleet Rtqs	S26.02001-FL.RT	*Digital transformation across the state*	*Growth*	Modernised & adaptive governance Program	200	18.5949097	*-33.89079226*	59	–	–	–	–	–	-	–
Governance and administration	FY26 EPWP - Fleet Management Epwp Vehicle Insurance	S26.02001-FL.VI	*Digital transformation across the state*	*Growth*	Modernised & adaptive governance Program	200	18.5949097	*-33.89079226*	53	–	–	–	–	–	-	–
Community and public safety	Fy26 Winter Readiness - Ssdm/26/108J	S26.02002-EP.WR	*Improved service delivery in the local government sphere*	*Governance*	Disaster Risk Reduct and Respnse Program	200	18.5949097	*-33.89079226*	96	–	–	–	–	–	-	–
Community and public safety	Fy26 Drm Initiatives - Ssdm/26/633J	S26.02003-EP.DR	*Improved service delivery in the local government sphere*	*Governance*	Disaster Risk Reduct and Respnse Program	200	18.5949097	*-33.89079226*	167	–	–	–	–	–	-	–
Economic and environmental services	Millers Point Restaurant and Staff Housi	S26.12670	*Improved service delivery in the local government sphere*	*Spatial integration*	Environm & Biodiversity Managt Programme	200	18.5949097	*-33.89079226*	900	–	–	–	–	–	-	–
Trading services	EPWP: Mayoral Job Creation Programme 2026 Auxiliary Services Epwp Fy26	S26.86001-WS.AS	*Increased infrastructure investment, access, and efficiency*	*Growth*	Excell W&S Service delivery program	200	18.5949097	*-33.89079226*	–	305	305	–	28	(28)	-100.0%	305
Trading services	EPWP: Mayoral Job Creation Programme 2026 Aux Epwp - Epwp Depot Support	S26.86001-WS.AS.DP	*Increased infrastructure investment, access, and efficiency*	*Growth*	Excell W&S Service delivery program	200	18.5949097	*-33.89079226*	1 523	–	–	34	–	34	100.0%	–
Trading services	EPWP: Mayoral Job Creation Programme 2026 Aux Epwp - Bellville Head Office	S26.86001-WS.AS.HO	*Increased infrastructure investment, access, and efficiency*	*Growth*	Excell W&S Service delivery program	200	18.5949097	*-33.89079226*	23	–	–	–	–	–	-	–
Trading services	EPWP: Mayoral Job Creation Programme 2026 Aux Epwp - Bellville Head Office Add	S26.86001-WS.AS.HO.01	*Increased infrastructure investment, access, and efficiency*	*Growth*	Excell W&S Service delivery program	200	18.5949097	*-33.89079226*	136	–	–	–	–	–	-	–
Trading services	EPWP: Mayoral Job Creation Programme 2026 Aux Epwp - It Support	S26.86001-WS.AS.IT.04	*Increased infrastructure investment, access, and efficiency*	*Growth*	Excell W&S Service delivery program	200	18.5949097	*-33.89079226*	120	–	–	–	–	–	-	–
Trading services	EPWP: Mayoral Job Creation Programme 2026 Aux Epwp - Ohs	S26.86001-WS.AS.OH	*Increased infrastructure investment, access, and efficiency*	*Growth*	Excell W&S Service delivery program	200	18.5949097	*-33.89079226*	123	–	–	–	–	–	-	–
Trading services	EPWP: Mayoral Job Creation Programme 2026 Aux Epwp - Iqms	S26.86001-WS.AS.QM	*Increased infrastructure investment, access, and efficiency*	*Growth*	Excell W&S Service delivery program	200	18.5949097	*-33.89079226*	6	–	–	–	–	–	-	–
Trading services	EPWP: Mayoral Job Creation Programme 2026 Aux Epwp - Sacks Circle	S26.86001-WS.AS.SC	*Increased infrastructure investment, access, and efficiency*	*Growth*	Excell W&S Service delivery program	200	18.5949097	*-33.89079226*	115	–	–	–	–	–	-	–
Trading services	EPWP: Mayoral Job Creation Programme 2026 Bulk Water Epwp Fy26	S26.86001-WS.BW	*Increased infrastructure investment, access, and efficiency*	*Growth*	Excell W&S Service delivery program	200	18.5949097	*-33.89079226*	–	613	613	–	–	–	-	613
Trading services	EPWP: Mayoral Job Creation Programme 2026 Bw: Atlantis Water Scheme	S26.86001-WS.BW.AW	*Increased infrastructure investment, access, and efficiency*	*Growth*	Excell W&S Service delivery program	200	18.5949097	*-33.89079226*	145	–	–	–	–	–	-	–
Trading services	EPWP: Mayoral Job Creation Programme 2026 Bw: Brooklands Water Scheme	S26.86001-WS.BW.BK	*Increased infrastructure investment, access, and efficiency*	*Growth*	Excell W&S Service delivery program	200	18.5949097	*-33.89079226*	48	–	–	–	–	–	-	–
Trading services	EPWP: Mayoral Job Creation Programme 2026 Bw: Mainlaying - Blackheath	S26.86001-WS.BW.BW.ML	*Increased infrastructure investment, access, and efficiency*	*Growth*	Excell W&S Service delivery program	200	18.5949097	*-33.89079226*	31	–	–	–	–	–	-	–
Trading services	EPWP: Mayoral Job Creation Programme 2026 Bw: Faure Water Scheme	S26.86001-WS.BW.FW	*Increased infrastructure investment, access, and efficiency*	*Growth*	Excell W&S Service delivery program	200	18.5949097	*-33.89079226*	58	–	–	–	–	–	-	–
Trading services	EPWP: Mayoral Job Creation Programme 2026 Bw: Glen Garry Reservoir	S26.86001-WS.BW.GG	*Increased infrastructure investment, access, and efficiency*	*Growth*	Excell W&S Service delivery program	200	18.5949097	*-33.89079226*	122	–	–	–	–	–	-	–
Trading services	EPWP: Mayoral Job Creation Programme 2026 Bw: Head Office	S26.86001-WS.BW.HO	*Increased infrastructure investment, access, and efficiency*	*Growth*	Excell W&S Service delivery program	200	18.5949097	*-33.89079226*	106	–	–	–	–	–	-	–
Trading services	EPWP: Mayoral Job Creation Programme 2026 Bw: Tygerberg Reservoir	S26.86001-WS.BW.TB	*Increased infrastructure investment, access, and efficiency*	*Growth*	Excell W&S Service delivery program	200	18.5949097	*-33.89079226*	99	–	–	–	–	–	-	–
Trading services	EPWP: Mayoral Job Creation Programme 2026 Bw: Wemmershoek	S26.86001-WS.BW.WH	*Increased infrastructure investment, access, and efficiency*	*Growth*	Excell W&S Service delivery program	200	18.5949097	*-33.89079226*	53	–	–	–	–	–	-	–
Trading services	EPWP: Mayoral Job Creation Programme 2026 Communication & Partnership Epwp Fy26	S26.86001-WS.CP	*An ethical, capable, and professional public service*	*Inclusion and access*	Capable & collaborative City govmnt oth	200	18.5949097	*-33.89079226*	1 807	3 066	3 066	–	279	(279)	-100.0%	3 066
Trading services	EPWP: Mayoral Job Creation Programme 2026 Customer Services Cc20040100	S26.86001-WS.CS.10	*An ethical, capable, and professional public service*	*Inclusion and access*	Capable & collaborative City govmnt oth	200	18.5949097	*-33.89079226*	326	536	536	–	–	–	-	536
Trading services	EPWP: Mayoral Job Creation Programme 2026 Customer Services Cc20040313	S26.86001-WS.CS.31	*An ethical, capable, and professional public service*	*Inclusion and access*	Capable & collaborative City govmnt oth	200	18.5949097	*-33.89079226*	216	421	421	–	–	–	-	421
Trading services	EPWP: Mayoral Job Creation Programme 2026 Engineering & Asset Management Epwp Fy26	S26.86001-WS.EA	*Increased infrastructure investment, access, and efficiency*	*Growth*	Excell W&S Service delivery program	200	18.5949097	*-33.89079226*	–	247	247	–	13	(13)	-100.0%	247
Trading services	EPWP: Mayoral Job Creation Programme 2026 Depot Cleaning	S26.86001-WS.EA.DC	*Increased infrastructure investment, access, and efficiency*	*Growth*	Excell W&S Service delivery program	200	18.5949097	*-33.89079226*	463	–	–	–	–	–	-	–
Trading services	EPWP: Mayoral Job Creation Programme 2026 Informal Settlements Basic Services Epwp	S26.86001-WS.IS	*Improved service delivery in the local government sphere*	*Inclusion & access*	Mainstr serv deliv inf settlem & bakyrd	200	18.5949097	*-33.89079226*	49 268	53 424	53 424	3	–	3	100.0%	53 424
Trading services	EPWP: Mayoral Job Creation Programme 2026 412250 Fuel	S26.86001-WS.IS.FU	*Improved service delivery in the local government sphere*	*Inclusion & access*	Mainstr serv deliv inf settlem & bakyrd	200	18.5949097	*-33.89079226*	216	–	–	–	–	–	-	–
Trading services	EPWP: Mayoral Job Creation Programme 2026 412360 Vehicle Hire	S26.86001-WS.IS.HV	*Improved service delivery in the local government sphere*	*Inclusion & access*	Mainstr serv deliv inf settlem & bakyrd	200	18.5949097	*-33.89079226*	879	–	–	–	–	–	-	–
Trading services	EPWP: Mayoral Job Creation Programme 2026 414400 Uniform & Protective Clothing	S26.86001-WS.IS.PC	*Improved service delivery in the local government sphere*	*Inclusion & access*	Mainstr serv deliv inf settlem & bakyrd	200	18.5949097	*-33.89079226*	865	24	24	–	6	(6)	-100.0%	24
Trading services	EPWP: Mayoral Job Creation Programme 2026 414250 Epwp Skill Development Training	S26.86001-WS.IS.SK	*Improved service delivery in the local government sphere*	*Inclusion & access*	Mainstr serv deliv inf settlem & bakyrd	200	18.5949097	*-33.89079226*	4 761	–	–	–	–	–	-	–
Trading services	EPWP: Mayoral Job Creation Programme 2026 Scientific Services Epwp Fy26	S26.86001-WS.SS	*Digital transformation across the state*	*Inclusion & access*	Evidence Based Decision Making Programme	200	18.5949097	*-33.89079226*	–	353	353	–	32	(32)	-100.0%	353
Trading services	EPWP: Mayoral Job Creation Programme 2026 Water Demand Management Epwp Fy26	S26.86001-WS.WD	*Increased infrastructure investment, access, and efficiency*	*Growth*	Excell W&S Service delivery program	200	18.5949097	*-33.89079226*	–	774	774	–	70	(70)	-100.0%	774
Trading services	EPWP: Mayoral Job Creation Programme 2026 Wdm: Infra & Enviro Protection Stationer	S26.86001-WS.WD.IE.ST	*Increased infrastructure investment, access, and efficiency*	*Growth*	Excell W&S Service delivery program	200	18.5949097	*-33.89079226*	10	–	–	–	–	–	-	–
Trading services	EPWP: Mayoral Job Creation Programme 2026 Wdm: Infrast & Enviro Protection Uniform	S26.86001-WS.WD.IE.UN	*Increased infrastructure investment, access, and efficiency*	*Growth*	Excell W&S Service delivery program	200	18.5949097	*-33.89079226*	6	–	–	–	–	–	-	–
Trading services	EPWP: Mayoral Job Creation Programme 2026 Wdm: Operational Implem Consumables	S26.86001-WS.WD.OP.CS	*Increased infrastructure investment, access, and efficiency*	*Growth*	Excell W&S Service delivery program	200	18.5949097	*-33.89079226*	27	–	–	–	–	–	-	–
Trading services	EPWP: Mayoral Job Creation Programme 2026 Wdm: Operational Implem Uniform	S26.86001-WS.WD.OP.UN	*Increased infrastructure investment, access, and efficiency*	*Growth*	Excell W&S Service delivery program	200	18.5949097	*-33.89079226*	27	–	–	–	–	–	-	–
Trading services	EPWP: Mayoral Job Creation Programme 2026 Waste Water Epwp Fy26	S26.86001-WS.WW	*Increased infrastructure investment, access, and efficiency*	*Growth*	Excell W&S Service delivery program	200	18.5949097	*-33.89079226*	–	1 523	1 523	–	138	(138)	-100.0%	1 523
Trading services	EPWP: Mayoral Job Creation Programme 2026 Athlone Epwp Fy26	S26.86001-WS.WW.AL	*Increased infrastructure investment, access, and efficiency*	*Growth*	Excell W&S Service delivery program	200	18.5949097	*-33.89079226*	144	–	–	–	–	–	-	–
Trading services	EPWP: Mayoral Job Creation Programme 2026 Bellville Epwp Fy26	S26.86001-WS.WW.BV	*Increased infrastructure investment, access, and efficiency*	*Growth*	Excell W&S Service delivery program	200	18.5949097	*-33.89079226*	58	–	–	–	–	–	-	–

R thousand									2025/26	Budget Year 2026/27						
Function	Project Description	Project Number	MTDP Service Outcome	IUDF	Own Strategic Objectives	Ward Location	GPS Longitude	GPS Lattitude	Audited Outcome	Original Budget	Adjusted Budget	YearTD actual	YearTD budget	YTD variance	YTD variance %	Full Year Forecast
Trading services	EPWP: Mayoral Job Creation Programme 2026 Cape Flats Epwp Fy26	S26.86001-WS.WW.CF	*Increased infrastructure investment, access, and efficiency*	*Growth*	Excell W&S Service delivery program	200	18.5949097	*-33.89079226*	169	–	–	–	–	–	-	–
Trading services	EPWP: Mayoral Job Creation Programme 2026 Hout Bay Epwp Fy26	S26.86001-WS.WW.HB	*Increased infrastructure investment, access, and efficiency*	*Growth*	Excell W&S Service delivery program	200	18.5949097	*-33.89079226*	85	–	–	–	–	–	-	–
Trading services	EPWP: Mayoral Job Creation Programme 2026 Kraaifontein Epwp Fy26	S26.86001-WS.WW.KF	*Increased infrastructure investment, access, and efficiency*	*Growth*	Excell W&S Service delivery program	200	18.5949097	*-33.89079226*	48	–	–	–	–	–	-	–
Trading services	EPWP: Mayoral Job Creation Programme 2026 Melkbosstrand Epwp Fy26	S26.86001-WS.WW.MB	*Increased infrastructure investment, access, and efficiency*	*Growth*	Excell W&S Service delivery program	200	18.5949097	*-33.89079226*	59	–	–	–	–	–	-	–
Trading services	EPWP: Mayoral Job Creation Programme 2026 Macassar Epwp Fy26	S26.86001-WS.WW.MC	*Increased infrastructure investment, access, and efficiency*	*Growth*	Excell W&S Service delivery program	200	18.5949097	*-33.89079226*	131	–	–	–	–	–	-	–
Trading services	EPWP: Mayoral Job Creation Programme 2026 Mitchell'S Plain Epwp Fy26	S26.86001-WS.WW.MP	*Increased infrastructure investment, access, and efficiency*	*Growth*	Excell W&S Service delivery program	200	18.5949097	*-33.89079226*	129	–	–	–	–	–	-	–
Trading services	EPWP: Mayoral Job Creation Programme 2026 Potsdam Epwp Fy26	S26.86001-WS.WW.PD	*Increased infrastructure investment, access, and efficiency*	*Growth*	Excell W&S Service delivery program	200	18.5949097	*-33.89079226*	34	–	–	–	–	–	-	–
Trading services	EPWP: Mayoral Job Creation Programme 2026 Scottsdene Epwp Fy26	S26.86001-WS.WW.SD	*Increased infrastructure investment, access, and efficiency*	*Growth*	Excell W&S Service delivery program	200	18.5949097	*-33.89079226*	74	–	–	–	–	–	-	–
Trading services	EPWP: Mayoral Job Creation Programme 2026 Wesfleur Epwp Fy26	S26.86001-WS.WW.WF	*Increased infrastructure investment, access, and efficiency*	*Growth*	Excell W&S Service delivery program	200	18.5949097	*-33.89079226*	101	–	–	–	–	–	-	–
Trading services	EPWP: Mayoral Job Creation Programme 2026 Wildevoelvlei Epwp Fy26	S26.86001-WS.WW.WV	*Increased infrastructure investment, access, and efficiency*	*Growth*	Excell W&S Service delivery program	200	18.5949097	*-33.89079226*	55	–	–	–	–	–	-	–
Governance and administration	EPWP 2025/26 Rec and Parks Admin Support Mmc	S26.93002-EP.WP.MJ.AS	*Improved service delivery in the local government sphere*	*Governance*	Quality & safe parks & rec facilit com ot	200	18.5949097	*-33.89079226*	34	–	–	–	–	–	-	–
Governance and administration	EPWP 2025/26 Rec and Parks Cleaning & Minor Maintenance	S26.93002-EP.WP.MJ.CM	*Improved service delivery in the local government sphere*	*Governance*	Quality & safe parks & rec facilit com ot	200	18.5949097	*-33.89079226*	2 549	–	–	–	–	–	-	–
Governance and administration	EPWP 2025/26 Rec and Parks Cemetery Administration & Records Manage	S26.93002-EP.WP.MJ.CR	*Improved service delivery in the local government sphere*	*Governance*	Quality & safe parks & rec facilit com ot	200	18.5949097	*-33.89079226*	576	–	–	–	–	–	-	–
Governance and administration	EPWP 2025/26 Rec and Parks Graduate Programme	S26.93002-EP.WP.MJ.GP	*Improved service delivery in the local government sphere*	*Governance*	Quality & safe parks & rec facilit com ot	200	18.5949097	*-33.89079226*	1 206	37	37	–	–	–	-	37
Governance and administration	EPWP 2025/26 Rec and Parks Performance & Project Administration	S26.93002-EP.WP.MJ.PP	*Improved service delivery in the local government sphere*	*Governance*	Quality & safe parks & rec facilit com ot	200	18.5949097	*-33.89079226*	193	–	–	2	–	2	100.0%	–
Governance and administration	EPWP 2025/26 Rec and Parks Sea Point Promenade	S26.93002-EP.WP.MJ.PR	*Improved service delivery in the local government sphere*	*Governance*	Quality & safe parks & rec facilit com ot	200	18.5949097	*-33.89079226*	235	–	–	–	–	–	-	–
Governance and administration	EPWP 2025/26 Rec and Parks Public Toilets	S26.93002-EP.WP.MJ.PT	*Improved service delivery in the local government sphere*	*Governance*	Quality & safe parks & rec facilit com ot	200	18.5949097	*-33.89079226*	6 526	–	–	–	–	–	-	–
Governance and administration	EPWP 2025/26 Rec and Parks Regional Parks	S26.93002-EP.WP.MJ.RE	*Improved service delivery in the local government sphere*	*Governance*	Quality & safe parks & rec facilit com ot	200	18.5949097	*-33.89079226*	1 041	–	–	–	–	–	-	–
Governance and administration	EPWP 2025/26 Rec and Parks Recreation Programmes 1	S26.93002-EP.WP.MJ.RP.01	*Improved service delivery in the local government sphere*	*Governance*	Quality & safe parks & rec facilit com ot	200	18.5949097	*-33.89079226*	273	–	–	–	–	–	-	–
Governance and administration	EPWP 2025/26 Rec and Parks Recreation Programmes 2	S26.93002-EP.WP.MJ.RP.02	*Improved service delivery in the local government sphere*	*Governance*	Quality & safe parks & rec facilit com ot	200	18.5949097	*-33.89079226*	281	–	–	–	–	–	-	–
Governance and administration	EPWP 2025/26 Rec and Parks Resorts	S26.93002-EP.WP.MJ.RT	*Improved service delivery in the local government sphere*	*Governance*	Quality & safe parks & rec facilit com ot	200	18.5949097	*-33.89079226*	634	–	–	–	–	–	-	–
Governance and administration	EPWP 2025/26 Rec and Parks Secondary Costing	S26.93002-EP.WP.MJ.SC	*Improved service delivery in the local government sphere*	*Governance*	Quality & safe parks & rec facilit com ot	200	18.5949097	*-33.89079226*	2 017	–	–	–	–	–	-	–
Governance and administration	EPWP 2025/26 Rec and Parks Swimming Pools 1	S26.93002-EP.WP.MJ.SP.01	*Improved service delivery in the local government sphere*	*Governance*	Quality & safe parks & rec facilit com ot	200	18.5949097	*-33.89079226*	2 183	–	–	–	–	–	-	–
Governance and administration	EPWP 2025/26 Rec and Parks Swimming Pools 2	S26.93002-EP.WP.MJ.SP.02	*Improved service delivery in the local government sphere*	*Governance*	Quality & safe parks & rec facilit com ot	200	18.5949097	*-33.89079226*	7 057	–	–	–	–	–	-	–
Community and public safety	Training And Qualification Of Metro Poli	S26.99006	*Enhanced peace and security in Africa*	*Governance*	Effct law enfrcmnt to make comm safer ot	200	18.5949097	*-33.89079226*	16 140	–	–	–	–	–	-	–
Community and public safety	P1000 Non Capital Items	S26.99006-NC	*Enhanced peace and security in Africa*	*Governance*	Effct law enfrcmnt to make comm safer ot	200	18.5949097	*-33.89079226*	112	–	–	–	–	–	-	–
Governance and administration	Epwp Support Staff -Area South	S26.99007	*Digital transformation across the state*	*Growth*	Modernised & adaptive governance Program	200	18.5949097	*-33.89079226*	1 013	–	–	–	–	–	-	–
Governance and administration	Epwp Support Staff -Area East	S26.99008	*Digital transformation across the state*	*Growth*	Modernised & adaptive governance Program	200	18.5949097	*-33.89079226*	1 129	–	–	–	–	–	-	–
Governance and administration	Public Participation Team	S26.99009	*Social cohesion and nation-building*	*Inclusion & access*	Commty Engagemnt and partnership Program	200	18.5949097	*-33.89079226*	13 989	–	–	(753)	–	(753)	100.0%	–
Governance and administration	Crm Cc Integration	S26.99010	*An ethical, capable, and professional public service*	*Inclusion and access*	Capable & collaborative City govmnt oth	200	18.5949097	*-33.89079226*	446	–	–	–	–	–	-	–
Governance and administration	Epwp Support Staff - Area North	S26.99011	*Digital transformation across the state*	*Growth*	Modernised & adaptive governance Program	200	18.5949097	*-33.89079226*	1 482	–	–	–	–	–	-	–
Governance and administration	Records Management	S26.99012	*An ethical, capable, and professional public service*	*Inclusion and access*	Capable & collaborative City govmnt oth	200	18.5949097	*-33.89079226*	67	–	–	–	–	–	-	–
Governance and administration	Hr Epwp Payroll Admin Support	S26.99013	*An ethical, capable, and professional public service*	*Inclusion and access*	Capable & collaborative City govmnt oth	200	18.5949097	*-33.89079226*	1 233	–	–	87	–	87	100.0%	–
Governance and administration	Skills Prog Graduate Students And Youth	S26.99014	*An ethical, capable, and professional public service*	*Inclusion and access*	Capable & collaborative City govmnt oth	200	18.5949097	*-33.89079226*	261	–	–	20	–	20	100.0%	–
Governance and administration	Skills Program For Workers Fy26	S26.99015	*An ethical, capable, and professional public service*	*Inclusion and access*	Capable & collaborative City govmnt oth	200	18.5949097	*-33.89079226*	55	–	–	–	–	–	-	–
Governance and administration	Hr Epwp Trainee - Level 1 Fy26	S26.99016	*An ethical, capable, and professional public service*	*Inclusion and access*	Capable & collaborative City govmnt oth	200	18.5949097	*-33.89079226*	147	–	–	–	–	–	-	–
Governance and administration	Records Mngt Disposal Retention Transfer	S26.99017	*Digital transformation across the state*	*Growth*	Modernised & adaptive governance Program	200	18.5949097	*-33.89079226*	87	–	–	–	–	–	-	–
Trading services	Waste data capturing and verification	S27.00001-DC	*Improved service delivery in the local government sphere*	*Governance*	Utility Business Model Reform Programme	200	18.5949097	*-33.89079226*	–	–	–	15	–	15	100.0%	–
Economic and environmental services	EPWP Traffic Services Support Clerks	S27.00002	*Enhanced peace and security in Africa*	*Governance*	Effct law enfrcmnt to make comm safer ot	2	18.58202398	*-33.89607653*	–	–	–	(114)	–	(114)	100.0%	–
Governance and administration	EPWP Support Services Worker	S27.00003	*Enhanced peace and security in Africa*	*Governance*	Effct law enfrcmnt to make comm safer ot	2	18.58202398	*-33.89607653*	–	–	–	(5)	–	(5)	100.0%	–
Governance and administration	Uniform - EPWP Support Services Worker	S27.00003-UN	*Enhanced peace and security in Africa*	*Governance*	Effct law enfrcmnt to make comm safer ot	2	18.58202398	*-33.89607653*	–	–	–	6	–	6	100.0%	–
Trading services	EPWP Staff	S27.00004-EP	*Improved service delivery in the local government sphere*	*Growth*	Excell Waste Service Deliver program	200	18.5949097	*-33.89079226*	–	–	–	53	–	53	100.0%	–

R thousand									2025/26	Budget Year 2026/27						
Function	Project Description	Project Number	MTDP Service Outcome	IUDF	Own Strategic Objectives	Ward Location	GPS Longitude	GPS Lattitude	Audited Outcome	Original Budget	Adjusted Budget	YearTD actual	YearTD budget	YTD variance	YTD variance %	Full Year Forecast
Trading services	EPWP Staff	S27.00005-EP	*Improved service delivery in the local government sphere*	*Growth*	Excell Waste Service Deliver program	200	18.5949097	*-33.89079226*	–	–	–	60	–	60	100.0%	–
Trading services	CSRM-Planners-Central Region	S27.00006-CS.CR	*Improved service delivery in the local government sphere*	*Spatial integration*	Healthy urban waterways programme	200	18.5949097	*-33.89079226*	–	–	–	585	–	585	100.0%	–
Trading services	CSRM-Strategy and Specialist Support	S27.00006-CS.SS	*Improved service delivery in the local government sphere*	*Spatial integration*	Healthy urban waterways programme	200	18.5949097	*-33.89079226*	–	–	–	322	–	322	100.0%	–
Trading services	Collections Festive Season Project EPWP	S27.00009-BL.EP	*Improved service delivery in the local government sphere*	*Growth*	Excell Waste Service Deliver program	200	18.5949097	*-33.89079226*	–	–	–	22	–	22	100.0%	–
Trading services	Collections Festive Season Project Protective Clothing	S27.00009-BL.PP	*Improved service delivery in the local government sphere*	*Growth*	Excell Waste Service Deliver program	200	18.5949097	*-33.89079226*	–	–	–	30	–	30	100.0%	–
Trading services	Collections Festive Season Project Protective Clothing	S27.00009-CE.PC	*Improved service delivery in the local government sphere*	*Growth*	Excell Waste Service Deliver program	200	18.5949097	*-33.89079226*	–	–	–	184	–	184	100.0%	–
Trading services	Collections Festive Season Project Protective Clothing	S27.00009-EA.PC	*Improved service delivery in the local government sphere*	*Growth*	Excell Waste Service Deliver program	200	18.5949097	*-33.89079226*	–	–	–	17	–	17	100.0%	–
Trading services	Collections Festive Season Project EPWP	S27.00009-NO.EP	*Improved service delivery in the local government sphere*	*Growth*	Excell Waste Service Deliver program	200	18.5949097	*-33.89079226*	–	–	–	58	–	58	100.0%	–
Trading services	Collections Festive Season Project Protective Clothing	S27.00009-NO.PC	*Improved service delivery in the local government sphere*	*Growth*	Excell Waste Service Deliver program	200	18.5949097	*-33.89079226*	–	–	–	128	–	128	100.0%	–
Trading services	Collections Festive Season Project EPWP	S27.00009-SO.EP	*Improved service delivery in the local government sphere*	*Growth*	Excell Waste Service Deliver program	200	18.5949097	*-33.89079226*	–	–	–	99	–	99	100.0%	–
Trading services	Collections Festive Season Project Protective Clothing	S27.00009-SO.PC	*Improved service delivery in the local government sphere*	*Growth*	Excell Waste Service Deliver program	200	18.5949097	*-33.89079226*	–	–	–	65	–	65	100.0%	–
Economic and environmental services	Collections Festive Season Project	S27.00010	*Increased employment and work opportunities*	*Inclusion & access*	Inclusive econ develop & growth programe	101	18.7466469	*-33.84226897*	–	–	–	156	–	156	100.0%	–
Trading services	Protective Clothing	S27.00017-PC	*Improved service delivery in the local government sphere*	*Growth*	Excell Waste Service Deliver program	200	18.5949097	*-33.89079226*	–	–	–	19	–	19	100.0%	–
Economic and environmental services	Audit Readiness	S27.00019-AR	*Increased employment and work opportunities*	*Inclusion & access*	Inclusive econ develop & growth programe	200	18.5949097	*-33.89079226*	–	–	–	141	–	141	100.0%	–
Governance and administration	HR 26/27 Skills Program for Workers EPWP	S27.00023	*An ethical, capable, and professional public service*	*Inclusion and access*	Capable & collaborative City govmnt oth	200	18.5949097	*-33.89079226*	–	–	–	9	–	9	100.0%	–
Governance and administration	Khayelitsha Fashion Week	S27.00032	*Enabling environment for investment and improved competitiveness*	*Growth*	Investment and Partnership Devel Program	200	18.5949097	*-33.89079226*	–	–	49	49	49	–	-	49
Governance and administration	Uniform and protective clothing	S27.00033-FM.UN	*Improved service delivery in the local government sphere*	*Governance*	Operational Sustainability Programme	201	18.5949097	*-33.89079226*	–	–	–	70	–	70	100.0%	–
Other	India Africa Entrepreneurship	S27.00038	*Increased infrastructure investment, access, and efficiency*	*Inclusion and access*	Increase Jobs &Investment CT economy oth	200	18.5949097	*-33.89079226*	–	–	–	180	–	180	100.0%	–
Other	All Fashion Sourcing	S27.00039	*Increased infrastructure investment, access, and efficiency*	*Inclusion and access*	Increase Jobs &Investment CT economy oth	200	18.5949097	*-33.89079226*	–	–	–	200	–	200	100.0%	–
Trading services	Epwp Labour Costs	S27.00047-EP	*Improved service delivery in the local government sphere*	*Inclusion & access*	Mainstr serv deliv inf settlem & bakyrd	200	18.5949097	*-33.89079226*	–	3 336	3 336	–	–	–	-	3 336
Trading services	Protective Clothing	S27.00047-PP	*Improved service delivery in the local government sphere*	*Inclusion & access*	Mainstr serv deliv inf settlem & bakyrd	200	18.5949097	*-33.89079226*	–	309	309	–	–	–	-	309
Trading services	Tools & Equipment	S27.00047-TE	*Improved service delivery in the local government sphere*	*Inclusion & access*	Mainstr serv deliv inf settlem & bakyrd	200	18.5949097	*-33.89079226*	–	14	14	–	–	–	-	14
Trading services	Vehicle Hire	S27.00047-VH	*Improved service delivery in the local government sphere*	*Inclusion & access*	Mainstr serv deliv inf settlem & bakyrd	200	18.5949097	*-33.89079226*	–	33	33	–	19	(19)	-100.0%	33
Trading services	Hr Admin Assistance	S27.00055-AA	*Improved service delivery in the local government sphere*	*Governance*	Utility Business Model Reform Programme	200	18.5949097	*-33.89079226*	–	37	37	–	–	–	-	37
Trading services	Bellville South Transfer Station	S27.00055-BL	*Improved service delivery in the local government sphere*	*Governance*	Utility Business Model Reform Programme	200	18.5949097	*-33.89079226*	–	147	147	–	–	–	-	147
Trading services	Organic Waste Diversion (Mpp)	S27.00055-OW	*Improved service delivery in the local government sphere*	*Governance*	Utility Business Model Reform Programme	200	18.5949097	*-33.89079226*	–	968	968	–	–	–	-	968
Trading services	Public Awareness Project -Outreach Conne	S27.00055-PA	*Improved service delivery in the local government sphere*	*Governance*	Utility Business Model Reform Programme	200	18.5949097	*-33.89079226*	–	558	558	–	–	–	-	558
Trading services	Registry Assistance	S27.00055-RA	*Improved service delivery in the local government sphere*	*Governance*	Utility Business Model Reform Programme	200	18.5949097	*-33.89079226*	–	32	32	–	–	–	-	32
Trading services	Cpb Records Management	S27.00055-RM	*Improved service delivery in the local government sphere*	*Governance*	Utility Business Model Reform Programme	200	18.5949097	*-33.89079226*	–	22	22	–	–	–	-	22
Trading services	Support Service Assistance	S27.00055-SS	*Improved service delivery in the local government sphere*	*Governance*	Utility Business Model Reform Programme	200	18.5949097	*-33.89079226*	–	562	562	–	–	–	-	562
Trading services	Cbrru Support Staff	S27.00055-SU	*Improved service delivery in the local government sphere*	*Governance*	Utility Business Model Reform Programme	200	18.5949097	*-33.89079226*	–	156	156	–	–	–	-	156
Governance and administration	Magistrate And Regional Court Matters	S27.00100	*Digital transformation across the state*	*Growth*	Modernised & adaptive governance Program	200	18.5949097	*-33.89079226*	–	760	760	–	132	(132)	-100.0%	760
Governance and administration	Litigation: Problem building RMC	S27.00100-LI.PB.RC	*Digital transformation across the state*	*Growth*	Modernised & adaptive governance Program	200	18.5949097	*-33.89079226*	–	–	–	4	–	4	100.0%	–
Governance and administration	Summons matters RMC	S27.00100-SM.RC	*Digital transformation across the state*	*Growth*	Modernised & adaptive governance Program	200	18.5949097	*-33.89079226*	–	–	–	5	–	5	100.0%	–
Governance and administration	Labour Law	S27.00101	*Digital transformation across the state*	*Growth*	Modernised & adaptive governance Program	200	18.5949097	*-33.89079226*	–	11 269	11 269	–	1 387	(1 387)	-100.0%	11 269
Governance and administration	Arbitration	S27.00101-AR	*Digital transformation across the state*	*Growth*	Modernised & adaptive governance Program	200	18.5949097	*-33.89079226*	–	–	–	557	–	557	100.0%	–
Governance and administration	Disciplinary Internal	S27.00101-DI	*Digital transformation across the state*	*Growth*	Modernised & adaptive governance Program	200	18.5949097	*-33.89079226*	–	–	–	164	–	164	100.0%	–
Governance and administration	Litigation LC	S27.00101-LI.LC	*Digital transformation across the state*	*Growth*	Modernised & adaptive governance Program	200	18.5949097	*-33.89079226*	–	–	–	146	–	146	100.0%	–
Governance and administration	Mediation	S27.00101-ME	*Digital transformation across the state*	*Growth*	Modernised & adaptive governance Program	200	18.5949097	*-33.89079226*	–	–	–	520	–	520	100.0%	–
Governance and administration	Procurement Law	S27.00102	*Digital transformation across the state*	*Growth*	Modernised & adaptive governance Program	200	18.5949097	*-33.89079226*	–	10 986	10 986	–	1 736	(1 736)	-100.0%	10 986
Governance and administration	Adjudications	S27.00102-AD	*Digital transformation across the state*	*Growth*	Modernised & adaptive governance Program	200	18.5949097	*-33.89079226*	–	–	–	19	–	19	100.0%	–
Governance and administration	Interdicts High Court	S27.00102-IN.HC	*Digital transformation across the state*	*Growth*	Modernised & adaptive governance Program	200	18.5949097	*-33.89079226*	–	–	–	516	–	516	100.0%	–

R thousand									2025/26	Budget Year 2026/27						
Function	Project Description	Project Number	MTDP Service Outcome	IUDF	Own Strategic Objectives	Ward Location	GPS Longitude	GPS Lattitude	Audited Outcome	Original Budget	Adjusted Budget	YearTD actual	YearTD budget	YTD variance	YTD variance %	Full Year Forecast
Governance and administration	Legal Assistance	S27.00102-LA	*Digital transformation across the state*	*Growth*	Modernised & adaptive governance Program	200	18.5949097	*-33.89079226*	–	–	–	640	–	640	100.0%	–
Governance and administration	Public Law	S27.00103	*Digital transformation across the state*	*Growth*	Modernised & adaptive governance Program	200	18.5949097	*-33.89079226*	–	3 175	3 175	–	518	(518)	-100.0%	3 175
Governance and administration	Interdicts High Court	S27.00103-IN.HC	*Digital transformation across the state*	*Growth*	Modernised & adaptive governance Program	200	18.5949097	*-33.89079226*	–	–	–	0	–	0	100.0%	–
Governance and administration	Legal Assistance	S27.00103-LA	*Digital transformation across the state*	*Growth*	Modernised & adaptive governance Program	200	18.5949097	*-33.89079226*	–	–	–	382	–	382	100.0%	–
Governance and administration	Recovery of Costs High Court	S27.00103-RC.HC	*Digital transformation across the state*	*Growth*	Modernised & adaptive governance Program	200	18.5949097	*-33.89079226*	–	–	–	45	–	45	100.0%	–
Governance and administration	Intellectual Property Info Tech & Intern	S27.00104	*Digital transformation across the state*	*Growth*	Modernised & adaptive governance Program	200	18.5949097	*-33.89079226*	–	600	600	–	3	(3)	-100.0%	600
Governance and administration	Personal Injury And Public Liability	S27.00105	*Digital transformation across the state*	*Growth*	Modernised & adaptive governance Program	200	18.5949097	*-33.89079226*	–	7 392	7 392	–	95	(95)	-100.0%	7 392
Governance and administration	Criminal Law	S27.00106	*Digital transformation across the state*	*Growth*	Modernised & adaptive governance Program	200	18.5949097	*-33.89079226*	–	500	500	–	–	–	-	500
Governance and administration	Conveyancing	S27.00107	*Digital transformation across the state*	*Growth*	Modernised & adaptive governance Program	200	18.5949097	*-33.89079226*	–	96	96	–	–	–	-	96
Governance and administration	Corporate Law And Commercial Contracts	S27.00108	*Digital transformation across the state*	*Growth*	Modernised & adaptive governance Program	200	18.5949097	*-33.89079226*	–	55	55	–	19	(19)	-100.0%	55
Governance and administration	Alternate Dispute Resolution	S27.00109	*Digital transformation across the state*	*Growth*	Modernised & adaptive governance Program	200	18.5949097	*-33.89079226*	–	842	842	–	–	–	-	842
Governance and administration	Planning Law	S27.00110	*Digital transformation across the state*	*Growth*	Modernised & adaptive governance Program	200	18.5949097	*-33.89079226*	–	13 740	13 740	–	1 193	(1 193)	-100.0%	13 740
Governance and administration	Legal Assistance	S27.00110-LA	*Digital transformation across the state*	*Growth*	Modernised & adaptive governance Program	200	18.5949097	*-33.89079226*	–	–	–	101	–	101	100.0%	–
Governance and administration	Environmental Law	S27.00111	*Digital transformation across the state*	*Growth*	Modernised & adaptive governance Program	200	18.5949097	*-33.89079226*	–	3 081	3 081	–	197	(197)	-100.0%	3 081
Governance and administration	Legal Assistance	S27.00111-LA	*Digital transformation across the state*	*Growth*	Modernised & adaptive governance Program	200	18.5949097	*-33.89079226*	–	–	–	196	–	196	100.0%	–
Governance and administration	Shipping, Maritime And Transport	S27.00112	*Digital transformation across the state*	*Growth*	Modernised & adaptive governance Program	200	18.5949097	*-33.89079226*	–	2 906	2 906	–	148	(148)	-100.0%	2 906
Governance and administration	Urgent Interdicts	S27.00113	*Digital transformation across the state*	*Growth*	Modernised & adaptive governance Program	200	18.5949097	*-33.89079226*	–	278	278	–	278	(278)	-100.0%	278
Governance and administration	Evictions High Court	S27.00113-EV.HC	*Digital transformation across the state*	*Growth*	Modernised & adaptive governance Program	200	18.5949097	*-33.89079226*	–	–	–	37	–	37	100.0%	–
Governance and administration	Interdicts High Court	S27.00113-IN.HC	*Digital transformation across the state*	*Growth*	Modernised & adaptive governance Program	200	18.5949097	*-33.89079226*	–	–	–	257	–	257	100.0%	–
Governance and administration	Property Law	S27.00114	*Digital transformation across the state*	*Growth*	Modernised & adaptive governance Program	200	18.5949097	*-33.89079226*	–	11 689	11 689	–	3 569	(3 569)	-100.0%	11 689
Governance and administration	Evictions High court	S27.00114-EH	*Digital transformation across the state*	*Growth*	Modernised & adaptive governance Program	200	18.5949097	*-33.89079226*	–	–	–	2 429	–	2 429	100.0%	–
Governance and administration	Evictions Magistrate	S27.00114-EM	*Digital transformation across the state*	*Growth*	Modernised & adaptive governance Program	200	18.5949097	*-33.89079226*	–	–	–	386	–	386	100.0%	–
Governance and administration	Interdicts- High Court	S27.00114-IN.HC	*Digital transformation across the state*	*Growth*	Modernised & adaptive governance Program	200	18.5949097	*-33.89079226*	–	–	–	1	–	1	100.0%	–
Community and public safety	Watchroom Clerks-Salaries	S27.00149-F1.SL	*Improved service delivery in the local government sphere*	*Governance*	Disaster Risk Reduct and Respnse Program	200	18.5949097	*-33.89079226*	–	–	–	103	–	103	100.0%	–
Community and public safety	Drivers- Salaries	S27.00150-F1.SL	*Improved service delivery in the local government sphere*	*Governance*	Disaster Risk Reduct and Respnse Program	200	18.5949097	*-33.89079226*	–	–	–	14	–	14	100.0%	–
Community and public safety	Workers (Hydrant)- Salaries	S27.00151-F1.SL	*Improved service delivery in the local government sphere*	*Governance*	Disaster Risk Reduct and Respnse Program	200	18.5949097	*-33.89079226*	–	–	–	79	–	79	100.0%	–
Community and public safety	Workers/Cleaners-Salaries	S27.00152-F1.SL	*Improved service delivery in the local government sphere*	*Governance*	Disaster Risk Reduct and Respnse Program	200	18.5949097	*-33.89079226*	–	–	–	4	–	4	100.0%	–
Community and public safety	EPWP Clerks-Salaries	S27.00153-F1.SL	*Improved service delivery in the local government sphere*	*Governance*	Disaster Risk Reduct and Respnse Program	200	18.5949097	*-33.89079226*	–	–	–	27	–	27	100.0%	–
Trading services	Indigent Leaks Repair Project FY2027	S27.00227-CS.CR	*An ethical, capable, and professional public service*	*Inclusion and access*	Capable & collaborative City govmnt oth	200	18.5949097	*-33.89079226*	–	–	–	167	–	167	100.0%	–
Trading services	Indigent Leaks Repair Project FY2027	S27.00227-CS.NR	*An ethical, capable, and professional public service*	*Inclusion and access*	Capable & collaborative City govmnt oth	200	18.5949097	*-33.89079226*	–	–	–	31	–	31	100.0%	–
Trading services	Indigent Leaks Repair Project FY2027	S27.00227-CS.SR	*An ethical, capable, and professional public service*	*Inclusion and access*	Capable & collaborative City govmnt oth	200	18.5949097	*-33.89079226*	–	–	–	47	–	47	100.0%	–
Trading services	Epwp Labour Costs	S27.00241-AT.EP	*Improved service delivery in the local government sphere*	*Growth*	Excell Waste Service Deliver program	200	18.5949097	*-33.89079226*	–	7 872	7 872	155	228	(73)	-32.1%	7 872
Trading services	Protective Clothing	S27.00241-AT.PP	*Improved service delivery in the local government sphere*	*Growth*	Excell Waste Service Deliver program	200	18.5949097	*-33.89079226*	–	1 034	1 034	234	193	41	21.0%	1 034
Trading services	Refuse Bags	S27.00241-AT.RG	*Improved service delivery in the local government sphere*	*Growth*	Excell Waste Service Deliver program	200	18.5949097	*-33.89079226*	–	730	730	–	500	(500)	-100.0%	730
Trading services	Tools & Equipment	S27.00241-AT.TE	*Improved service delivery in the local government sphere*	*Growth*	Excell Waste Service Deliver program	200	18.5949097	*-33.89079226*	–	32	32	15	5	10	181.2%	32
Trading services	Vehicle Hire	S27.00241-AT.VH	*Improved service delivery in the local government sphere*	*Growth*	Excell Waste Service Deliver program	200	18.5949097	*-33.89079226*	–	1 600	1 600	127	500	(373)	-74.7%	1 600
Trading services	Epwp Labour Costs	S27.00241-IM.EP	*Improved service delivery in the local government sphere*	*Growth*	Excell Waste Service Deliver program	200	18.5949097	*-33.89079226*	–	3 651	3 651	585	577	8	1.4%	3 651
Trading services	Protective Clothing	S27.00241-IM.PP	*Improved service delivery in the local government sphere*	*Growth*	Promotg Cleanliness& illegal dumping prg	200	18.5949097	*-33.89079226*	–	557	557	763	158	605	383.2%	557
Trading services	Tools & Equipment	S27.00241-IM.TE	*Improved service delivery in the local government sphere*	*Growth*	Promotg Cleanliness& illegal dumping prg	200	18.5949097	*-33.89079226*	–	33	33	50	5	45	827.1%	33
Trading services	Vehicle Hire	S27.00241-IM.VH	*Improved service delivery in the local government sphere*	*Growth*	Promotg Cleanliness& illegal dumping prg	200	18.5949097	*-33.89079226*	–	1 500	1 500	136	400	(264)	-65.9%	1 500
Trading services	Epwp Labour Costs	S27.00241-SE.EP	*Improved service delivery in the local government sphere*	*Growth*	Promotg Cleanliness& illegal dumping prg	200	18.5949097	*-33.89079226*	–	1 634	1 634	6	275	(269)	-97.9%	1 634
Trading services	Protective Clothing	S27.00241-SE.PP	*Improved service delivery in the local government sphere*	*Growth*	Promotg Cleanliness& illegal dumping prg	200	18.5949097	*-33.89079226*	–	5	5	29	1	29	3180.2%	5

R thousand									2025/26	Budget Year 2026/27						
Function	Project Description	Project Number	MTDP Service Outcome	IUDF	Own Strategic Objectives	Ward Location	GPS Longitude	GPS Lattitude	Audited Outcome	Original Budget	Adjusted Budget	YearTD actual	YearTD budget	YTD variance	YTD variance %	Full Year Forecast
Trading services	Tools & Equipment	S27.00241-SE.TE	*Improved service delivery in the local government sphere*	*Growth*	Promotg Cleanliness& illegal dumping prg	200	18.5949097	*-33.89079226*	–	6	6	4	1	3	288.5%	6
Trading services	Vehicle Hire	S27.00241-SE.VH	*Improved service delivery in the local government sphere*	*Growth*	Promotg Cleanliness& illegal dumping prg	200	18.5949097	*-33.89079226*	–	300	300	33	150	(117)	-77.8%	300
Trading services	Epwp Labour Costs	S27.00241-TB.EP	*Improved service delivery in the local government sphere*	*Growth*	Promotg Cleanliness& illegal dumping prg	200	18.5949097	*-33.89079226*	–	7 229	7 229	716	803	(86)	-10.7%	7 229
Trading services	Protective Clothing	S27.00241-TB.PP	*Improved service delivery in the local government sphere*	*Growth*	Promotg Cleanliness& illegal dumping prg	200	18.5949097	*-33.89079226*	–	465	465	992	126	867	689.1%	465
Trading services	Tools & Equipment	S27.00241-TB.TE	*Improved service delivery in the local government sphere*	*Growth*	Promotg Cleanliness& illegal dumping prg	200	18.5949097	*-33.89079226*	–	–	–	59	–	59	100.0%	–
Trading services	Vehicle Hire	S27.00241-TB.VH	*Improved service delivery in the local government sphere*	*Growth*	Promotg Cleanliness& illegal dumping prg	200	18.5949097	*-33.89079226*	–	2 200	2 200	105	400	(295)	-73.8%	2 200
Trading services	Epwp Labour Costs	S27.00241-TO.EP	*Improved service delivery in the local government sphere*	*Growth*	Promotg Cleanliness& illegal dumping prg	200	18.5949097	*-33.89079226*	–	13 920	13 920	535	558	(23)	-4.0%	13 920
Trading services	Labour Costs	S27.00241-TO.LB	*Improved service delivery in the local government sphere*	*Growth*	Promotg Cleanliness& illegal dumping prg	200	18.5949097	*-33.89079226*	–	12 981	12 981	–	–	–	-	12 981
Trading services	Protective Clothing	S27.00241-TO.PP	*Improved service delivery in the local government sphere*	*Growth*	Promotg Cleanliness& illegal dumping prg	200	18.5949097	*-33.89079226*	–	–	–	52	–	52	100.0%	–
Trading services	Refuse Bags	S27.00241-TO.RG	*Improved service delivery in the local government sphere*	*Growth*	Promotg Cleanliness& illegal dumping prg	200	18.5949097	*-33.89079226*	–	1 500	1 500	–	500	(500)	-100.0%	1 500
Trading services	Tools & Equipment	S27.00241-TO.TE	*Improved service delivery in the local government sphere*	*Growth*	Promotg Cleanliness& illegal dumping prg	200	18.5949097	*-33.89079226*	–	121	121	45	20	25	125.7%	121
Trading services	Vehicle Hire	S27.00241-TO.VH	*Improved service delivery in the local government sphere*	*Growth*	Promotg Cleanliness& illegal dumping prg	200	18.5949097	*-33.89079226*	–	3 000	3 000	263	600	(337)	-56.2%	3 000
Community and public safety	Stormers vs Griquas - 17/07/26	S27.00526-BM.BE.RB.DS.SG	*Improved service delivery in the local government sphere*	*Governance*	Operational Sustainability Programme	200	18.5949097	*-33.89079226*	–	–	–	6	–	6	100.0%	–
Community and public safety	Stormers vs Griquas - 17/07/26	S27.00526-CL.BE.RB.DS.SG	*Improved service delivery in the local government sphere*	*Governance*	Operational Sustainability Programme	200	18.5949097	*-33.89079226*	–	–	–	66	–	66	100.0%	–
Community and public safety	Claremart Auction 08 July 2026	S27.00526-CL.NB.CM.AU	*Improved service delivery in the local government sphere*	*Governance*	Operational Sustainability Programme	200	18.5949097	*-33.89079226*	–	–	–	2	–	2	100.0%	–
Trading services	102Q 2CE Winner	S27.00999-F1.BW.42	*Improved service delivery in the local government sphere*	*Inclusion & access*	Water Resilience Program	200	18.5949097	*-33.89079226*	–	–	–	10	–	10	100.0%	–
Trading services	102Q 2CE Alternative	S27.00999-F1.BW.43	*Improved service delivery in the local government sphere*	*Inclusion & access*	Water Resilience Program	200	18.5949097	*-33.89079226*	–	–	–	20	–	20	100.0%	–
Trading services	102Q 3CE Winner	S27.00999-F1.BW.44	*Improved service delivery in the local government sphere*	*Inclusion & access*	Water Resilience Program	200	18.5949097	*-33.89079226*	–	–	–	24	–	24	100.0%	–
Trading services	102Q 4CE Alternative	S27.00999-F1.BW.47	*Improved service delivery in the local government sphere*	*Inclusion & access*	Water Resilience Program	200	18.5949097	*-33.89079226*	–	–	–	90	–	90	100.0%	–
Trading services	102Q 5CE Winner	S27.00999-F1.BW.48	*Improved service delivery in the local government sphere*	*Inclusion & access*	Water Resilience Program	200	18.5949097	*-33.89079226*	–	–	–	74	–	74	100.0%	–
Trading services	102Q 5CE Alternative	S27.00999-F1.BW.49	*Improved service delivery in the local government sphere*	*Inclusion & access*	Water Resilience Program	200	18.5949097	*-33.89079226*	–	–	–	20	–	20	100.0%	–
Trading services	102Q 6CE Winner	S27.00999-F1.BW.50	*Improved service delivery in the local government sphere*	*Inclusion & access*	Water Resilience Program	200	18.5949097	*-33.89079226*	–	–	–	74	–	74	100.0%	–
Trading services	102Q 6CE Alternative	S27.00999-F1.BW.51	*Improved service delivery in the local government sphere*	*Inclusion & access*	Water Resilience Program	200	18.5949097	*-33.89079226*	–	–	–	80	–	80	100.0%	–
Trading services	105Q 7CE Winner	S27.00999-F1.BW.52	*Improved service delivery in the local government sphere*	*Inclusion & access*	Water Resilience Program	200	18.5949097	*-33.89079226*	–	–	–	1 700	–	1 700	100.0%	–
Trading services	105Q 7CE Alternative	S27.00999-F1.BW.53	*Improved service delivery in the local government sphere*	*Inclusion & access*	Water Resilience Program	200	18.5949097	*-33.89079226*	–	–	–	710	–	710	100.0%	–
Governance and administration	Office Support	S27.01110	*Improved service delivery in the local government sphere*	*Governance*	Operational Sustainability Programme	200	18.5949097	*-33.89079226*	–	–	–	6	–	6	100.0%	–
Community and public safety	FY27 DRM Initiatives - Labour Costs	S27.02001-EP.DR	*Improved service delivery in the local government sphere*	*Governance*	Disaster Risk Reduct and Respnse Program	200	18.5949097	*-33.89079226*	–	–	–	49	–	49	100.0%	–
Community and public safety	FY27 Winter Readiness - Labour Costs	S27.02002-EP.WR	*Improved service delivery in the local government sphere*	*Governance*	Disaster Risk Reduct and Respnse Program	200	18.5949097	*-33.89079226*	–	–	–	17	–	17	100.0%	–
Governance and administration	EPWP Admin Support	S27.02003-FL.AS	*Digital transformation across the state*	*Growth*	Modernised & adaptive governance Program	200	18.5949097	*-33.89079226*	–	–	–	8	–	8	100.0%	–
Governance and administration	EPWP Finance Asset Verification	S27.02003-FL.FA	*Digital transformation across the state*	*Growth*	Modernised & adaptive governance Program	200	18.5949097	*-33.89079226*	–	–	–	8	–	8	100.0%	–
Governance and administration	EPWP Fleet Operations	S27.02003-FL.FO	*Digital transformation across the state*	*Growth*	Modernised & adaptive governance Program	200	18.5949097	*-33.89079226*	–	–	–	13	–	13	100.0%	–
Governance and administration	EPWP Khayelitsha Workshop	S27.02003-FL.KW	*Digital transformation across the state*	*Growth*	Modernised & adaptive governance Program	200	18.5949097	*-33.89079226*	–	–	–	6	–	6	100.0%	–
Governance and administration	EPWP Ndabeni Workshop	S27.02003-FL.NW	*Digital transformation across the state*	*Growth*	Modernised & adaptive governance Program	200	18.5949097	*-33.89079226*	–	–	–	19	–	19	100.0%	–
Governance and administration	EPWP Fleet RTQS	S27.02003-FL.RT	*Digital transformation across the state*	*Growth*	Modernised & adaptive governance Program	200	18.5949097	*-33.89079226*	–	–	–	8	–	8	100.0%	–
Trading services	EPWP: Mayoral Job Creation Program 2027 Wages Support WSDS/27/179J	S27.86001-WS.IS.17.9J	*Improved service delivery in the local government sphere*	*Inclusion & access*	Mainstr serv deliv inf settlem & bakyrd	200	18.5949097	*-33.89079226*	–	–	–	471	–	471	100.0%	–
Trading services	EPWP: Mayoral Job Creation Program 2027 Wages Monitors WSDS/27/180J	S27.86001-WS.IS.18.0J	*Improved service delivery in the local government sphere*	*Inclusion & access*	Mainstr serv deliv inf settlem & bakyrd	200	18.5949097	*-33.89079226*	–	–	–	558	–	558	100.0%	–
Trading services	EPWP: Mayoral Job Creation Program 2027 Wages Janitors WSDS/27/229J	S27.86001-WS.IS.22.9J	*Improved service delivery in the local government sphere*	*Inclusion & access*	Mainstr serv deliv inf settlem & bakyrd	200	18.5949097	*-33.89079226*	–	–	–	3 281	–	3 281	100.0%	–
Trading services	EPWP: Mayoral Job Creation Program 2027 412250 Fuel	S27.86001-WS.IS.FL	*Improved service delivery in the local government sphere*	*Inclusion & access*	Mainstr serv deliv inf settlem & bakyrd	200	18.5949097	*-33.89079226*	–	52	52	–	9	(9)	-100.0%	52
Trading services	EPWP: Mayoral Job Creation Program 2027 414400 Uniform & Protective Clothing	S27.86001-WS.IS.PC	*Improved service delivery in the local government sphere*	*Inclusion & access*	Mainstr serv deliv inf settlem & bakyrd	200	18.5949097	*-33.89079226*	–	1 417	1 417	153	236	(83)	-35.3%	1 417
Trading services	EPWP: Mayoral Job Creation Program 2027 414250 Epwp Skill Development_Training	S27.86001-WS.IS.SK	*Improved service delivery in the local government sphere*	*Inclusion & access*	Mainstr serv deliv inf settlem & bakyrd	200	18.5949097	*-33.89079226*	–	8 214	8 214	–	–	–	-	8 214
Trading services	EPWP: Mayoral Job Creation Program 2027 412360 Vehicle Hire	S27.86001-WS.IS.VH	*Improved service delivery in the local government sphere*	*Inclusion & access*	Mainstr serv deliv inf settlem & bakyrd	200	18.5949097	*-33.89079226*	–	198	198	–	33	(33)	-100.0%	198
Trading services	Blackheath WTP	S27.86003-BW.BH.WT	*Increased infrastructure investment, access, and efficiency*	*Growth*	Excell W&S Service delivery program	200	18.5949097	*-33.89079226*	–	–	–	32	–	32	100.0%	–

R thousand									2025/26	Budget Year 2026/27						
Function	Project Description	Project Number	MTDP Service Outcome	IUDF	Own Strategic Objectives	Ward Location	GPS Longitude	GPS Lattitude	Audited Outcome	Original Budget	Adjusted Budget	YearTD actual	YearTD budget	YTD variance	YTD variance %	Full Year Forecast
Trading services	Glengarry Reservoir	S27.86003-BW.ST.GR	*Increased infrastructure investment, access, and efficiency*	*Growth*	Excell W&S Service delivery program	200	18.5949097	*-33.89079226*	–	–	–	356	–	356	100.0%	–
Trading services	Tygerberg Reservoir	S27.86003-BW.ST.TR	*Increased infrastructure investment, access, and efficiency*	*Growth*	Excell W&S Service delivery program	200	18.5949097	*-33.89079226*	–	–	–	725	–	725	100.0%	–
Governance and administration	Performance & Project Administration	S27.93002-EP.WP.MJ.PP	*Improved service delivery in the local government sphere*	*Governance*	Quality & safe parks & rec facilit com ot	200	18.5949097	*-33.89079226*	–	–	–	40	–	40	100.0%	–
Economic and environmental services	Road Markings - Wards 29 & 32	SPX.0000161	*Skills for the economy*	*Growth*	Sustain,eff,safe & afford travel opt oth	200	18.5949097	*-33.89079226*	195	100	100	–	17	(17)	-100.0%	100
Economic and environmental services	Weed Spraying - Subcouncil 1	SPX.0000162	*Skills for the economy*	*Growth*	Sustain,eff,safe & afford travel opt oth	200	18.5949097	*-33.89079226*	435	435	435	–	73	(73)	-100.0%	435
Community and public safety	Community Clean Up - Ward 42	SPX.0000167	*Reduced poverty and improved livelihoods*	*Inclusion & access*	Public Rental Housing Programme	200	18.5949097	*-33.89079226*	489	–	–	–	–	–	-	–
Community and public safety	Community Clean Up - Ward 44	SPX.0000168	*Reduced poverty and improved livelihoods*	*Inclusion & access*	Public Rental Housing Programme	200	18.5949097	*-33.89079226*	273	285	285	–	26	(26)	-100.0%	285
Trading services	Area Cleaning - Subcouncil 13	SPX.0000169	*Improved service delivery in the local government sphere*	*Growth*	Promotg Cleanliness& illegal dumping prg	200	18.5949097	*-33.89079226*	794	–	–	–	–	–	-	–
Trading services	Area Cleaning - Subcouncil 6	SPX.0000170	*Improved service delivery in the local government sphere*	*Growth*	Promotg Cleanliness& illegal dumping prg	200	18.5949097	*-33.89079226*	1 425	–	–	–	–	–	-	–
Trading services	Area Cleaning - Ward 33	SPX.0000171	*Improved service delivery in the local government sphere*	*Growth*	Promotg Cleanliness& illegal dumping prg	200	18.5949097	*-33.89079226*	249	–	–	–	–	–	-	–
Trading services	Area Cleaning - Wards 30, 46, 48 & 49	SPX.0000172	*Improved service delivery in the local government sphere*	*Growth*	Promotg Cleanliness& illegal dumping prg	200	18.5949097	*-33.89079226*	1 016	–	–	–	–	–	-	–
Trading services	Area Cleaning - Wards 55 & 56	SPX.0000173	*Improved service delivery in the local government sphere*	*Growth*	Excell Waste Service Deliver program	200	18.5949097	*-33.89079226*	307	–	–	–	–	–	-	–
Community and public safety	R&M Informal Settlement Maintenance	SPX.0000178	*Improved service delivery in the local government sphere*	*Governance*	Informal Settlement Upgrading Programme	200	18.5949097	*-33.89079226*	8 917	–	–	–	–	–	-	–
Community and public safety	Law Enforcement Overtime - W6 & W101	SPX.0000180	*Enhanced peace and security in Africa*	*Governance*	Effct law enfrcmnt to make comm safer ot	200	18.5949097	*-33.89079226*	–	665	665	–	111	(111)	-100.0%	665
Community and public safety	Law Enforcement Overtime - Subcouncil 3	SPX.0000181	*Enhanced peace and security in Africa*	*Governance*	Effct law enfrcmnt to make comm safer ot	200	18.5949097	*-33.89079226*	–	500	500	–	83	(83)	-100.0%	500
Community and public safety	Francis Court Cru - Repairs & Maint	SPX.0000182	*Reduced poverty and improved livelihoods*	*Inclusion & access*	Public Rental Housing Programme	200	18.5949097	*-33.89079226*	–	1 995	1 995	–	–	–	-	1 995
Community and public safety	Facility Protection - Subcouncil 7	SPX.0000183	*Enhanced peace and security in Africa*	*Governance*	Effct law enfrcmnt to make comm safer ot	200	18.5949097	*-33.89079226*	–	500	500	53	40	12	31.2%	500
Community and public safety	Cru General Maintenanceprogramme Ward110	SPX.0001488	*Reduced poverty and improved livelihoods*	*Inclusion & access*	Public Rental Housing Programme	200	18.5949097	*-33.89079226*	–	1 663	1 663	–	151	(151)	-100.0%	1 663
Economic and environmental services	Local Eco Dev Planning Prog North Fy23	SPX.0003085	*Increased employment and work opportunities*	*Inclusion & access*	Inclusive econ develop & growth programe	200	18.5949097	*-33.89079226*	(49)	–	–	–	–	–	-	–
Economic and environmental services	Tech Designs,Plans & Boq Proj Nrth Fy23	SPX.0003086	*Increased employment and work opportunities*	*Inclusion & access*	Inclusive econ develop & growth programe	200	18.5949097	*-33.89079226*	(81)	–	–	–	–	–	-	–
Community and public safety	Park Buddies - Wards 29 & 32	SPX.0003463	*Improved service delivery in the local government sphere*	*Governance*	Quality & safe parks & rec facilit com ot	200	18.5949097	*-33.89079226*	682	683	683	20	114	(94)	-82.7%	683
Community and public safety	Park Maintenance - Subcouncil 17	SPX.0003472	*Improved service delivery in the local government sphere*	*Governance*	Quality & safe parks & rec facilit com ot	200	18.5949097	*-33.89079226*	(0)	–	–	–	–	–	-	–
Trading services	Area Cleaning - Subcouncil 6	SPX.0003474	*Improved service delivery in the local government sphere*	*Growth*	Promotg Cleanliness& illegal dumping prg	200	18.5949097	*-33.89079226*	38	–	–	–	–	–	-	–
Trading services	Area Cleaning - Subcouncil 7	SPX.0003475	*Improved service delivery in the local government sphere*	*Growth*	Excell Waste Service Deliver program	200	18.5949097	*-33.89079226*	377	–	–	–	–	–	-	–
Economic and environmental services	Green Jobs - Wards 16, 19 & 108	SPX.0003491	*Improved service delivery in the local government sphere*	*Spatial integration*	Environm & Biodiversity Managt Programme	914	18.54047738	*-33.97150787*	–	1 995	1 995	–	1 206	(1 206)	-100.0%	1 995
Community and public safety	Park Buddies - Wards 23 & 107	SPX.0003508	*Improved service delivery in the local government sphere*	*Governance*	Quality & safe parks & rec facilit com ot	200	18.5949097	*-33.89079226*	673	683	683	2	114	(112)	-98.6%	683
Community and public safety	Park Buddies - Subcouncil 16	SPX.0003526	*Improved service delivery in the local government sphere*	*Governance*	Quality & safe parks & rec facilit com ot	200	18.5949097	*-33.89079226*	(107)	–	–	–	–	–	-	–
Community and public safety	Traffic Enforcement Operations - Sc09	SPX.0003529	*Enhanced peace and security in Africa*	*Governance*	Effct law enfrcmnt to make comm safer ot	200	18.5949097	*-33.89079226*	1 995	1 995	1 995	81	333	(252)	-75.7%	1 995
Economic and environmental services	Stormwater Infrastruct Cleaning - Sc03	SPX.0003536	*Skills for the economy*	*Growth*	Sustain,eff,safe & afford travel opt oth	201	18.5949097	*-33.89079226*	499	600	600	–	100	(100)	-100.0%	600
Economic and environmental services	Road Maintenance - Subcouncil 7	SPX.0003537	*Skills for the economy*	*Growth*	Sustain,eff,safe & afford travel opt oth	200	18.5949097	*-33.89079226*	380	380	380	–	63	(63)	-100.0%	380
Trading services	Canal & River Cleaning - Nomzamo	SPX.0003546	*Improved service delivery in the local government sphere*	*Spatial integration*	Healthy urban waterways programme	85	18.84750119	*-34.11869385*	624	–	–	–	–	–	-	–
Trading services	Canal & River Cleaning -Sir Lowry'S Pass	SPX.0003549	*Improved service delivery in the local government sphere*	*Spatial integration*	Healthy urban waterways programme	84	18.92228392	*-34.07403108*	223	–	–	–	–	–	-	–
Trading services	Soet River Cleaning - Ward 85	SPX.0003551	*Improved service delivery in the local government sphere*	*Spatial integration*	Healthy urban waterways programme	85	18.84750119	*-34.11869385*	224	–	–	–	–	–	-	–
Trading services	Minor River & Canal Cleaning - Sc08	SPX.0003552	*Improved service delivery in the local government sphere*	*Spatial integration*	Healthy urban waterways programme	100	18.88830128	*-34.18229956*	–	600	600	–	100	(100)	-100.0%	600
Economic and environmental services	Milnerton Remediation Plan	SPX.0003664	*Improved service delivery in the local government sphere*	*Spatial integration*	Coastal Programme	4	18.51238051	*-33.86358637*	2 349	8 000	8 000	–	–	–	-	8 000
Community and public safety	Baboon Management	SPX.0003664-BM	*Improved service delivery in the local government sphere*	*Spatial integration*	Clean & healthy waterways & beaches oth	200	18.5949097	*-33.89079226*	127	–	–	–	–	–	-	–
Economic and environmental services	Know Your Coast	SPX.0003664-KC	*Improved service delivery in the local government sphere*	*Spatial integration*	Coastal Programme	200	18.5949097	*-33.89079226*	55	–	–	–	–	–	-	–
Economic and environmental services	Marine Outfall Monitoring	SPX.0003664-MO	*Improved service delivery in the local government sphere*	*Spatial integration*	Coastal Programme	200	18.5949097	*-33.89079226*	1 200	–	–	–	–	–	-	–
Economic and environmental services	Marine Pollution Monitoring Program	SPX.0003664-MP	*Improved service delivery in the local government sphere*	*Spatial integration*	Coastal Programme	200	18.5949097	*-33.89079226*	979	–	–	–	–	–	-	–
Economic and environmental services	Water Quality Sampler Costs	SPX.0003664-SC	*Improved service delivery in the local government sphere*	*Spatial integration*	Coastal Programme	200	18.5949097	*-33.89079226*	1	–	–	–	–	–	-	–
Economic and environmental services	Water Quality Application	SPX.0003664-WA	*Improved service delivery in the local government sphere*	*Spatial integration*	Coastal Programme	200	18.5949097	*-33.89079226*	1 008	–	–	–	–	–	-	–
Economic and environmental services	Water Quality Assessment	SPX.0003664-WQ	*Improved service delivery in the local government sphere*	*Spatial integration*	Coastal Programme	200	18.5949097	*-33.89079226*	1 575	–	–	–	–	–	-	–

R thousand									2025/26	Budget Year 2026/27						
Function	Project Description	Project Number	MTDP Service Outcome	IUDF	Own Strategic Objectives	Ward Location	GPS Longitude	GPS Lattitude	Audited Outcome	Original Budget	Adjusted Budget	YearTD actual	YearTD budget	YTD variance	YTD variance %	Full Year Forecast
Economic and environmental services	Emd Mpp Dredging Project-Zeekoevlei	SPX.0003672	*Improved service delivery in the local government sphere*	*Inclusion and access*	Healthy and sustainable environment oth	67	18.5177619	*-34.06974173*	65 707	106 668	106 668	8 233	3 823	4 410	115.3%	106 668
Economic and environmental services	New Walkway	SPX.0003672-NW	*Improved service delivery in the local government sphere*	*Spatial integration*	Coastal Programme	200	18.5949097	*-33.89079226*	–	5	5	–	–	–	-	5
Economic and environmental services	Emd Mpp Dredging Project-Milnerton Lagoo	SPX.0003673	*Improved service delivery in the local government sphere*	*Inclusion and access*	Healthy and sustainable environment oth	201	18.5949097	*-33.89079226*	4 737	20 000	20 000	2	499	(497)	-99.6%	20 000
Economic and environmental services	Innovation Management	SPX.0003784	*Digital transformation across the state*	*Growth*	Modernised & adaptive governance Program	200	18.5949097	*-33.89079226*	(30)	–	–	–	–	–	-	–
Economic and environmental services	Tools, Equip & Other	SPX.0003852-TE	*Improved service delivery in the local government sphere*	*Spatial integration*	Environm & Biodiversity Managt Programme	200	18.5949097	*-33.89079226*	1	–	–	–	–	–	-	–
Economic and environmental services	Wages	SPX.0003852-WS	*Improved service delivery in the local government sphere*	*Spatial integration*	Environm & Biodiversity Managt Programme	200	18.5949097	*-33.89079226*	10	10	10	–	10	(10)	-100.0%	10
Economic and environmental services	Informal Trading Planning_Langa Meat Mar	SPX.0003860	*Increased employment and work opportunities*	*Inclusion & access*	Inclusive econ develop & growth programe	200	18.5949097	*-33.89079226*	397	–	–	–	–	–	-	–
Economic and environmental services	Westlake Conservation Complex Constr-Op	SPX.0003867	*Improved service delivery in the local government sphere*	*Spatial integration*	Environm & Biodiversity Managt Programme	200	18.5949097	*-33.89079226*	807	807	807	–	–	–	-	807
Economic and environmental services	Informal Trading Planning_Atlantis Hives	SPX.0003892	*Increased employment and work opportunities*	*Inclusion & access*	Inclusive econ develop & growth programe	200	18.5949097	*-33.89079226*	138	–	–	–	–	–	-	–
Economic and environmental services	Informal Trading Planning_Bellville	SPX.0003897	*Increased employment and work opportunities*	*Inclusion & access*	Inclusive econ develop & growth programe	200	18.5949097	*-33.89079226*	57	–	–	–	–	–	-	–
Governance and administration	Epwp Life Skill Trainers - Subcouncil 12	SPX.0004015	*Reduced poverty and improved livelihoods*	*Governance*	Social Inclusion and Wellbeing Programme	12	18.64519546	*-33.94590017*	995	1 000	1 000	–	–	–	-	1 000
Governance and administration	Situational Crime Prevention - Sc05	SPX.0004018	*An ethical, capable, and professional public service*	*Growth*	Strengthth Partner for safer commnty oth	905	18.62340538	*-33.96511301*	40	–	–	–	–	–	-	–
Trading services	Area Cleaning - Ward 71	SPX.0004020	*Improved service delivery in the local government sphere*	*Growth*	Promotg Cleanliness& illegal dumping prg	71	18.4215755	*-34.07014868*	5	–	–	–	–	–	-	–
Economic and environmental services	Total Wages	SPX.0004021-TW	*Improved service delivery in the local government sphere*	*Spatial integration*	Environm & Biodiversity Managt Programme	200	18.5949097	*-33.89079226*	(405)	–	–	–	–	–	-	–
Economic and environmental services	Emd Mpp Dredging Project-Zandvlei	SPX.0004041	*Improved service delivery in the local government sphere*	*Inclusion and access*	Healthy and sustainable environment oth	200	18.5949097	*-33.89079226*	1 764	–	–	–	–	–	-	–
Community and public safety	Park Maintenance - Sc03	SPX.0004078	*Improved service delivery in the local government sphere*	*Governance*	Quality & safe parks & rec facilit com ot	200	18.5949097	*-33.89079226*	(113)	–	–	–	–	–	-	–
Community and public safety	Park Maintenance - Subcouncil 7	SPX.0004079	*Improved service delivery in the local government sphere*	*Governance*	Quality & safe parks & rec facilit com ot	200	18.5949097	*-33.89079226*	565	640	640	91	107	(16)	-14.7%	640
Community and public safety	Park Maintenance - Subcouncil 13 Central	SPX.0004082	*Improved service delivery in the local government sphere*	*Governance*	Quality & safe parks & rec facilit com ot	200	18.5949097	*-33.89079226*	(317)	–	–	–	–	–	-	–
Community and public safety	Law Enforcement Officers - Subcouncil 2	SPX.0004085	*Enhanced peace and security in Africa*	*Governance*	Effct law enfrcmnt to make comm safer ot	200	18.5949097	*-33.89079226*	1 995	–	–	–	–	–	-	–
Community and public safety	Facility Protection - Subcouncil 7	SPX.0004088	*Enhanced peace and security in Africa*	*Governance*	Effct law enfrcmnt to make comm safer ot	200	18.5949097	*-33.89079226*	500	–	–	–	–	–	-	–
Community and public safety	Park Buddies - Subcouncil 17	SPX.0004093	*Improved service delivery in the local government sphere*	*Governance*	Quality & safe parks & rec facilit com ot	200	18.5949097	*-33.89079226*	(14)	–	–	–	–	–	-	–
Trading services	Area Cleaning - Subcouncil 4	SPX.0004101	*Improved service delivery in the local government sphere*	*Growth*	Promotg Cleanliness& illegal dumping prg	904	18.56772706	*-33.92015105*	1 994	–	–	–	–	–	-	–
Trading services	Area Cleaning - Ward 59	SPX.0004103	*Improved service delivery in the local government sphere*	*Growth*	Promotg Cleanliness& illegal dumping prg	59	18.46300268	*-33.97155078*	13	–	–	–	–	–	-	–
Economic and environmental services	St George'S Mall Upgrade	SPX.0004162	*Reduced poverty and improved livelihoods*	*Governance*	Spatial Integration & Transform Program	115	18.43740852	*-33.92458525*	1 081	–	–	–	–	–	-	–
Economic and environmental services	Strandfontein Dev. Framework Eia & Lum	SPX.0004173	*Reduced poverty and improved livelihoods*	*Governance*	Spatial Integration & Transform Program	200	18.5949097	*-33.89079226*	546	–	–	–	–	–	-	–
Economic and environmental services	Value Study For Public Places	SPX.0004175	*Reduced poverty and improved livelihoods*	*Governance*	Spatial Integration & Transform Program	200	18.5949097	*-33.89079226*	2 637	–	–	–	–	–	-	–
Economic and environmental services	Harrington Square (Cpt Cbd Enhancement)	SPX.0004177	*Reduced poverty and improved livelihoods*	*Governance*	Spatial Integration & Transform Program	115	18.43740852	*-33.92458525*	1 284	–	–	–	–	–	-	–
Economic and environmental services	Langa, (Washington St And Market)	SPX.0004178	*Reduced poverty and improved livelihoods*	*Governance*	Spatial Integration & Transform Program	200	18.5949097	*-33.89079226*	1 083	–	–	–	–	–	-	–
Governance and administration	Epwp - Fy2024/25 Records Management	SPX.0004202	*Digital transformation across the state*	*Growth*	Modernised & adaptive governance Program	200	18.5949097	*-33.89079226*	2	–	–	–	–	–	-	–
Governance and administration	Civic Centre Alterations & Refurbishment	SPX.0004210	*Improved service delivery in the local government sphere*	*Governance*	Operational Sustainability Programme	201	18.5949097	*-33.89079226*	469	–	–	–	–	–	-	–
Economic and environmental services	Macassar East Precinct Plan	SPX.0004216	*Improved service delivery in the local government sphere*	*Spatial integration*	Environm & Biodiversity Managt Programme	200	18.5949097	*-33.89079226*	–	750	750	–	–	–	-	750
Governance and administration	Social Media Comms Optimisation Fy25	SPX.0004232	*Improved service delivery in the local government sphere*	*Governance*	Operational Sustainability Programme	200	18.5949097	*-33.89079226*	(181)	–	–	–	–	–	-	–
Economic and environmental services	Leadership Development & Team Enablement	SPX.0004234	*Digital transformation across the state*	*Growth*	Modernised & adaptive governance Program	200	18.5949097	*-33.89079226*	0	–	–	–	–	–	-	–
Economic and environmental services	Simons Town Jetty And Fender Repairs	SPX.0004262	*Improved service delivery in the local government sphere*	*Spatial integration*	Coastal Programme	200	18.5949097	*-33.89079226*	615	–	–	–	–	–	-	–
Economic and environmental services	Emergency/ Ad-Hoc Repairs	SPX.0004263	*Improved service delivery in the local government sphere*	*Spatial integration*	Coastal Programme	200	18.5949097	*-33.89079226*	153	–	–	–	–	–	-	–
Community and public safety	Job Creation: Health Awareness - Sc10	SPX.0004306	*Improved access to affordable and quality healthcare*	*Inclusion & access*	City Health Programme	97	18.68054537	*-34.04749971*	995	995	995	–	166	(166)	-100.0%	995
Community and public safety	Parkwood Clinic - Matrix Program Support	SPX.0004307	*Improved access to affordable and quality healthcare*	*Inclusion & access*	City Health Programme	65	18.50563494	*-34.03714874*	30	–	–	–	–	–	-	–
Economic and environmental services	Green Jobs - Wards 1 & 5	SPX.0004309	*Improved service delivery in the local government sphere*	*Spatial integration*	Environm & Biodiversity Managt Programme	907	18.66440052	*-33.74346045*	95	–	–	–	–	–	-	–
Economic and environmental services	Green Jobs - Wards 11, 14 & 17	SPX.0004310	*Improved service delivery in the local government sphere*	*Spatial integration*	Environm & Biodiversity Managt Programme	914	18.54047738	*-33.97150787*	1 995	–	–	–	–	–	-	–
Community and public safety	Heritage Showcase - Ward 65	SPX.0004328	*Reduced poverty and improved livelihoods*	*Governance*	Social Inclusion and Wellbeing Programme	65	18.50563494	*-34.03714874*	98	–	–	–	–	–	-	–
Governance and administration	Women For Change - Subcouncil 5	SPX.0004329	*Reduced poverty and improved livelihoods*	*Governance*	Social Inclusion and Wellbeing Programme	13	18.64042116	*-33.95836273*	1 995	–	–	–	–	–	-	–
Community and public safety	Law Enforcement Overtime - Ward 60	SPX.0004330	*Enhanced peace and security in Africa*	*Governance*	Effct law enfrcmnt to make comm safer ot	200	18.5949097	*-33.89079226*	285	285	285	32	48	(15)	-32.5%	285

R thousand									2025/26	Budget Year 2026/27						
Function	Project Description	Project Number	MTDP Service Outcome	IUDF	Own Strategic Objectives	Ward Location	GPS Longitude	GPS Lattitude	Audited Outcome	Original Budget	Adjusted Budget	YearTD actual	YearTD budget	YTD variance	YTD variance %	Full Year Forecast
Community and public safety	Parkwood Sport Ground - Repairs & Maint	SPX.0004342	*Improved service delivery in the local government sphere*	*Governance*	Quality & safe parks & rec facilit com ot	200	18.5949097	*-33.89079226*	399	–	–	–	–	–	-	–
Community and public safety	Princess Vlei - Park Rangers	SPX.0004343	*Improved service delivery in the local government sphere*	*Governance*	Quality & safe parks & rec facilit com ot	200	18.5949097	*-33.89079226*	998	–	–	–	–	–	-	–
Community and public safety	Park Beautification & Maintenance - W75	SPX.0004345	*Improved service delivery in the local government sphere*	*Governance*	Quality & safe parks & rec facilit com ot	200	18.5949097	*-33.89079226*	285	–	–	–	–	–	-	–
Community and public safety	Park Buddies - Subcouncil 17	SPX.0004346	*Improved service delivery in the local government sphere*	*Governance*	Quality & safe parks & rec facilit com ot	200	18.5949097	*-33.89079226*	1 137	–	–	–	–	–	-	–
Community and public safety	Park Maintenance - Subcouncil 6	SPX.0004347	*Improved service delivery in the local government sphere*	*Governance*	Quality & safe parks & rec facilit com ot	200	18.5949097	*-33.89079226*	95	–	–	–	–	–	-	–
Community and public safety	Park Maintenance - Ward 43	SPX.0004348	*Improved service delivery in the local government sphere*	*Governance*	Quality & safe parks & rec facilit com ot	200	18.5949097	*-33.89079226*	140	–	–	–	–	–	-	–
Community and public safety	Parks Maintenance - Ward 65	SPX.0004349	*Improved service delivery in the local government sphere*	*Governance*	Quality & safe parks & rec facilit com ot	200	18.5949097	*-33.89079226*	150	–	–	–	–	–	-	–
Community and public safety	Kalksteenfontein Cc - Repairs & Maint	SPX.0004355	*Improved service delivery in the local government sphere*	*Governance*	Quality & safe parks & rec facilit com ot	200	18.5949097	*-33.89079226*	498	–	–	–	–	–	-	–
Community and public safety	Sport & Recreation Programmes - Ward 65	SPX.0004360	*Improved service delivery in the local government sphere*	*Governance*	Quality & safe parks & rec facilit com ot	200	18.5949097	*-33.89079226*	120	–	–	–	–	–	-	–
Community and public safety	Valhalla Spray Park - Repairs & Maint	SPX.0004363	*Improved service delivery in the local government sphere*	*Governance*	Quality & safe parks & rec facilit com ot	200	18.5949097	*-33.89079226*	993	–	–	–	–	–	-	–
Community and public safety	Strandfontein Sf - Repairs & Maintenance	SPX.0004368	*Improved service delivery in the local government sphere*	*Governance*	Quality & safe parks & rec facilit com ot	200	18.5949097	*-33.89079226*	145	–	–	–	–	–	-	–
Community and public safety	Street Festival - Hanover Park	SPX.0004369	*Improved service delivery in the local government sphere*	*Governance*	Quality & safe parks & rec facilit com ot	200	18.5949097	*-33.89079226*	285	–	–	–	–	–	-	–
Governance and administration	School Holiday Programme - Subcouncil 12	SPX.0004370	*Improved service delivery in the local government sphere*	*Governance*	Quality & safe parks & rec facilit com ot	200	18.5949097	*-33.89079226*	460	–	–	–	–	–	-	–
Economic and environmental services	Sidewalk Maintenance - Hout Bay	SPX.0004374	*Skills for the economy*	*Growth*	Sustain,eff,safe & afford travel opt oth	200	18.5949097	*-33.89079226*	1 299	–	–	–	–	–	-	–
Economic and environmental services	Sidewalk Maintenance - Subcouncil 3	SPX.0004375	*Skills for the economy*	*Growth*	Sustain,eff,safe & afford travel opt oth	200	18.5949097	*-33.89079226*	–	450	450	–	75	(75)	-100.0%	450
Economic and environmental services	Construction	SPX.0004375-F1.CO	*Skills for the economy*	*Growth*	Sustain,eff,safe & afford travel opt oth	200	18.5949097	*-33.89079226*	483	–	–	–	–	–	-	–
Economic and environmental services	Sidewalk Maintenance - Ward 3	SPX.0004376	*Skills for the economy*	*Growth*	Sustain,eff,safe & afford travel opt oth	200	18.5949097	*-33.89079226*	475	–	–	–	–	–	-	–
Economic and environmental services	Helderberg Night Market	SPX.0004377	*Increased employment and work opportunities*	*Inclusion & access*	Inclusive econ develop & growth programe	200	18.5949097	*-33.89079226*	474	500	500	–	83	(83)	-100.0%	500
Community and public safety	Area Central - Spu Overtime	SPX.0004378-AC	*Reduced poverty and improved livelihoods*	*Governance*	Social Inclusion and Wellbeing Programme	200	18.5949097	*-33.89079226*	155	–	–	–	–	–	-	–
Community and public safety	Area East - Spu Overtime	SPX.0004378-AE	*Reduced poverty and improved livelihoods*	*Governance*	Social Inclusion and Wellbeing Programme	200	18.5949097	*-33.89079226*	415	–	–	–	–	–	-	–
Community and public safety	Area North - Spu Overtime	SPX.0004378-AN	*Reduced poverty and improved livelihoods*	*Governance*	Social Inclusion and Wellbeing Programme	200	18.5949097	*-33.89079226*	729	–	–	(4)	–	(4)	100.0%	–
Community and public safety	Area South - Spu Overtime	SPX.0004378-AS	*Reduced poverty and improved livelihoods*	*Governance*	Social Inclusion and Wellbeing Programme	200	18.5949097	*-33.89079226*	278	–	–	–	–	–	-	–
Economic and environmental services	Sidewalk Maintenance - Subcouncil 6	SPX.0004379	*Skills for the economy*	*Growth*	Sustain,eff,safe & afford travel opt oth	200	18.5949097	*-33.89079226*	–	900	900	–	150	(150)	-100.0%	900
Economic and environmental services	Canal & River Cleaning - Subcouncil 8	SPX.0004381	*Skills for the economy*	*Growth*	Sustain,eff,safe & afford travel opt oth	200	18.5949097	*-33.89079226*	–	200	200	–	33	(33)	-100.0%	200
Economic and environmental services	Road Markings - Subcouncil 8	SPX.0004382	*Skills for the economy*	*Growth*	Sustain,eff,safe & afford travel opt oth	200	18.5949097	*-33.89079226*	–	495	495	–	83	(83)	-100.0%	495
Economic and environmental services	Grassy Park Festive Market	SPX.0004383	*Increased employment and work opportunities*	*Inclusion & access*	Inclusive econ develop & growth programe	65	18.50563494	*-34.03714874*	190	–	–	–	–	–	-	–
Economic and environmental services	Mitchells Plain Night Market	SPX.0004384	*Increased employment and work opportunities*	*Inclusion & access*	Inclusive econ develop & growth programe	200	18.5949097	*-33.89079226*	491	–	–	–	–	–	-	–
Economic and environmental services	Road Signage Replacement - Sc08	SPX.0004385	*Skills for the economy*	*Growth*	Sustain,eff,safe & afford travel opt oth	200	18.5949097	*-33.89079226*	–	200	200	–	33	(33)	-100.0%	200
Economic and environmental services	Green Jobs - Subcouncil 13	SPX.0004388	*Improved service delivery in the local government sphere*	*Spatial integration*	Environm & Biodiversity Managt Programme	913	18.57704864	*-33.99741311*	1 200	1 195	1 195	–	697	(697)	-100.0%	1 195
Economic and environmental services	Green Jobs - Subcouncil 19	SPX.0004389	*Improved service delivery in the local government sphere*	*Spatial integration*	Environm & Biodiversity Managt Programme	919	18.41519519	*-34.03769502*	1 995	1 995	1 995	–	1 663	(1 663)	-100.0%	1 995
Economic and environmental services	Green Jobs - Ward 86	SPX.0004401	*Improved service delivery in the local government sphere*	*Spatial integration*	Environm & Biodiversity Managt Programme	908	18.89540495	*-34.11642562*	424	–	–	–	–	–	-	–
Governance and administration	Milnerton Lis	SPX.0004405-ML	*Reduced poverty and improved livelihoods*	*Governance*	City fac & property optimisation program	200	18.5949097	*-33.89079226*	278	–	–	–	–	–	-	–
Governance and administration	Tableview Lis	SPX.0004405-TB	*Reduced poverty and improved livelihoods*	*Governance*	City fac & property optimisation program	200	18.5949097	*-33.89079226*	257	–	–	–	–	–	-	–
Economic and environmental services	Green Jobs - Subcouncil 10	SPX.0004411	*Improved service delivery in the local government sphere*	*Spatial integration*	Environm & Biodiversity Managt Programme	910	18.69089615	*-34.05852329*	1 000	1 000	1 000	–	–	–	-	1 000
Community and public safety	Smf Alloc - Rp Security Maidens Cove	SPX.0004415	*Improved service delivery in the local government sphere*	*Inclusion & access*	Quality Community facilities programme	200	18.5949097	*-33.89079226*	1 135	–	–	–	–	–	-	–
Community and public safety	Smf Mowing Killarney Road Reserve	SPX.0004416-A1.H1.01	*Improved service delivery in the local government sphere*	*Governance*	Quality & safe parks & rec facilit com ot	200	18.5949097	*-33.89079226*	41	–	–	–	–	–	-	–
Community and public safety	Smf Mowing Parks	SPX.0004416-A1.H1.02	*Improved service delivery in the local government sphere*	*Governance*	Quality & safe parks & rec facilit com ot	200	18.5949097	*-33.89079226*	137	–	–	–	–	–	-	–
Community and public safety	Smf Mowing Melkboostrand Parks	SPX.0004416-A1.H1.03	*Improved service delivery in the local government sphere*	*Governance*	Quality & safe parks & rec facilit com ot	200	18.5949097	*-33.89079226*	1	–	–	–	–	–	-	–
Community and public safety	Smf Mowing Melkboostrand Pos And Greenbe	SPX.0004416-A1.H1.04	*Improved service delivery in the local government sphere*	*Governance*	Quality & safe parks & rec facilit com ot	200	18.5949097	*-33.89079226*	18	–	–	–	–	–	-	–
Community and public safety	Smf Mowing Melkboostrand Road Reserve	SPX.0004416-A1.H1.05	*Improved service delivery in the local government sphere*	*Governance*	Quality & safe parks & rec facilit com ot	200	18.5949097	*-33.89079226*	6	–	–	–	–	–	-	–
Community and public safety	Smf Mowing Kraaifontein Cemetery	SPX.0004416-A1.H2.01	*Improved service delivery in the local government sphere*	*Inclusion and access*	Healthy and sustainable environment oth	200	18.5949097	*-33.89079226*	51	–	–	–	–	–	-	–
Community and public safety	Smf Mowing Kraaifontein Depot	SPX.0004416-A1.H2.02	*Improved service delivery in the local government sphere*	*Governance*	Quality & safe parks & rec facilit com ot	200	18.5949097	*-33.89079226*	178	–	–	–	–	–	-	–

R thousand									2025/26	Budget Year 2026/27						
Function	Project Description	Project Number	MTDP Service Outcome	IUDF	Own Strategic Objectives	Ward Location	GPS Longitude	GPS Lattitude	Audited Outcome	Original Budget	Adjusted Budget	YearTD actual	YearTD budget	YTD variance	YTD variance %	Full Year Forecast
Community and public safety	Smf Mowing Langeberg Depot	SPX.0004416-A1.H3.01	*Improved service delivery in the local government sphere*	*Governance*	Quality & safe parks & rec facilit com ot	200	18.5949097	*-33.89079226*	180	–	–	–	–	–	-	–
Community and public safety	Smf Mowing Langeberg Depot	SPX.0004416-A1.H3.02	*Improved service delivery in the local government sphere*	*Governance*	Quality & safe parks & rec facilit com ot	200	18.5949097	*-33.89079226*	22	–	–	–	–	–	-	–
Community and public safety	Smf Mowing Maitland Cemetry	SPX.0004416-A1.H4.02	*Improved service delivery in the local government sphere*	*Inclusion and access*	Healthy and sustainable environment oth	200	18.5949097	*-33.89079226*	326	–	–	–	–	–	-	–
Community and public safety	Smf Mowing Trafalgar Park Depot	SPX.0004416-A1.H5.01	*Improved service delivery in the local government sphere*	*Governance*	Quality & safe parks & rec facilit com ot	200	18.5949097	*-33.89079226*	91	–	–	–	–	–	-	–
Community and public safety	Smf Mowing Cape Town Depot	SPX.0004416-A1.H5.02	*Improved service delivery in the local government sphere*	*Governance*	Quality & safe parks & rec facilit com ot	200	18.5949097	*-33.89079226*	31	–	–	–	–	–	-	–
Community and public safety	Smf Mowing Sea Point Depot	SPX.0004416-A1.H5.03	*Improved service delivery in the local government sphere*	*Governance*	Quality & safe parks & rec facilit com ot	200	18.5949097	*-33.89079226*	29	–	–	–	–	–	-	–
Community and public safety	Smf Mowing Cape Town Depot	SPX.0004416-A1.H5.04	*Improved service delivery in the local government sphere*	*Governance*	Quality & safe parks & rec facilit com ot	200	18.5949097	*-33.89079226*	14	–	–	–	–	–	-	–
Community and public safety	Smf Mowing - Strand Parks	SPX.0004416-A2.H1.01	*Improved service delivery in the local government sphere*	*Governance*	Quality & safe parks & rec facilit com ot	200	18.5949097	*-33.89079226*	217	–	–	–	–	–	-	–
Community and public safety	Smf Mowing - Somerset West	SPX.0004416-A2.H2.01	*Improved service delivery in the local government sphere*	*Governance*	Quality & safe parks & rec facilit com ot	200	18.5949097	*-33.89079226*	225	–	–	–	–	–	-	–
Community and public safety	Smf Mowing - Kuilsrivier Parks	SPX.0004416-A2.H3.01	*Improved service delivery in the local government sphere*	*Governance*	Quality & safe parks & rec facilit com ot	200	18.5949097	*-33.89079226*	223	–	–	–	–	–	-	–
Community and public safety	Smf Mowing - Bluedowns Parks	SPX.0004416-A2.H3.02	*Improved service delivery in the local government sphere*	*Governance*	Quality & safe parks & rec facilit com ot	200	18.5949097	*-33.89079226*	311	–	–	–	–	–	-	–
Community and public safety	Smf Mowing - Khayelitsha Parks	SPX.0004416-A2.H4.01	*Improved service delivery in the local government sphere*	*Governance*	Quality & safe parks & rec facilit com ot	200	18.5949097	*-33.89079226*	149	–	–	–	–	–	-	–
Community and public safety	Smf Mowing - Beaconvale Parks	SPX.0004416-A3.H1.01	*Improved service delivery in the local government sphere*	*Governance*	Quality & safe parks & rec facilit com ot	200	18.5949097	*-33.89079226*	200	–	–	–	–	–	-	–
Community and public safety	Smf Mowing - Elsies River Park	SPX.0004416-A3.H2.01	*Improved service delivery in the local government sphere*	*Governance*	Quality & safe parks & rec facilit com ot	200	18.5949097	*-33.89079226*	308	–	–	–	–	–	-	–
Community and public safety	Smf Mowing - Bellville Parks	SPX.0004416-A3.H3.01	*Improved service delivery in the local government sphere*	*Governance*	Quality & safe parks & rec facilit com ot	200	18.5949097	*-33.89079226*	336	–	–	–	–	–	-	–
Community and public safety	Smf Mowing - Athlone Parks	SPX.0004416-A3.H4.01	*Improved service delivery in the local government sphere*	*Governance*	Quality & safe parks & rec facilit com ot	200	18.5949097	*-33.89079226*	181	–	–	–	–	–	-	–
Community and public safety	Smf Mowing - Gugulethu Parks	SPX.0004416-A3.H5.01	*Improved service delivery in the local government sphere*	*Governance*	Quality & safe parks & rec facilit com ot	200	18.5949097	*-33.89079226*	101	–	–	–	–	–	-	–
Community and public safety	Smf Mowing - Parks 4.1	SPX.0004416-A4.H1.01	*Improved service delivery in the local government sphere*	*Governance*	Quality & safe parks & rec facilit com ot	200	18.5949097	*-33.89079226*	358	–	–	–	–	–	-	–
Community and public safety	Smf Mowing -Parks 4.2	SPX.0004416-A4.H2.01	*Improved service delivery in the local government sphere*	*Governance*	Quality & safe parks & rec facilit com ot	200	18.5949097	*-33.89079226*	386	–	–	–	–	–	-	–
Community and public safety	Smf Mowing - Parks 4.3	SPX.0004416-A4.H3.01	*Improved service delivery in the local government sphere*	*Governance*	Quality & safe parks & rec facilit com ot	200	18.5949097	*-33.89079226*	100	–	–	–	–	–	-	–
Community and public safety	Smf Mowing - Parks 4.4	SPX.0004416-A4.H4.01	*Improved service delivery in the local government sphere*	*Governance*	Quality & safe parks & rec facilit com ot	200	18.5949097	*-33.89079226*	250	–	–	–	–	–	-	–
Community and public safety	SMF P&S Maint - Westfluer Stadium	SPX.0004420-A1.R1.01	*Improved service delivery in the local government sphere*	*Governance*	Quality & safe parks & rec facilit com ot	200	18.5949097	*-33.89079226*	1 900	–	–	–	–	–	-	–
Community and public safety	Smf P&S Maint - Bluedowns Stadium	SPX.0004420-A2.R2.01	*Improved service delivery in the local government sphere*	*Governance*	Quality & safe parks & rec facilit com ot	200	18.5949097	*-33.89079226*	419	–	–	–	–	–	-	–
Community and public safety	Smf P&S Maint - Elsies River Pool	SPX.0004420-A3.R1.03	*Improved service delivery in the local government sphere*	*Governance*	Quality & safe parks & rec facilit com ot	200	18.5949097	*-33.89079226*	217	–	–	–	–	–	-	–
Community and public safety	Smf P&S Maint - Ravensmead Pool	SPX.0004420-A3.R1.04	*Improved service delivery in the local government sphere*	*Governance*	Quality & safe parks & rec facilit com ot	200	18.5949097	*-33.89079226*	1 385	–	–	–	–	–	-	–
Community and public safety	Smf P&S Maint - Goodwood Pool	SPX.0004420-A3.R1.05	*Improved service delivery in the local government sphere*	*Governance*	Quality & safe parks & rec facilit com ot	200	18.5949097	*-33.89079226*	157	–	–	–	–	–	-	–
Community and public safety	Smf P&S Maint - Bonteheuwel Pool	SPX.0004420-A3.R2.01	*Improved service delivery in the local government sphere*	*Governance*	Quality & safe parks & rec facilit com ot	200	18.5949097	*-33.89079226*	150	–	–	–	–	–	-	–
Community and public safety	SMF P&S Maint - Parow North Pool	SPX.0004420-A3.R3.02	*Improved service delivery in the local government sphere*	*Governance*	Quality & safe parks & rec facilit com ot	200	18.5949097	*-33.89079226*	697	–	–	–	–	–	-	–
Community and public safety	Smf P&S Maint - Bellville Pool	SPX.0004420-A3.R3.03	*Improved service delivery in the local government sphere*	*Governance*	Quality & safe parks & rec facilit com ot	200	18.5949097	*-33.89079226*	621	–	–	–	–	–	-	–
Community and public safety	Smf P&S Maint - Vygieskraal Stadium	SPX.0004420-A3.R4.01	*Improved service delivery in the local government sphere*	*Governance*	Quality & safe parks & rec facilit com ot	200	18.5949097	*-33.89079226*	213	–	–	–	–	–	-	–
Community and public safety	Smf P&S Maint - Athlone Pool	SPX.0004420-A3.R4.02	*Improved service delivery in the local government sphere*	*Governance*	Quality & safe parks & rec facilit com ot	200	18.5949097	*-33.89079226*	182	–	–	–	–	–	-	–
Community and public safety	Smf P&S Maint - Hanover Park Pool	SPX.0004420-A3.R4.03	*Improved service delivery in the local government sphere*	*Governance*	Quality & safe parks & rec facilit com ot	200	18.5949097	*-33.89079226*	38	–	–	–	–	–	-	–
Community and public safety	Smf P&S Maint - Newlands Pool	SPX.0004420-A4.R1.01	*Improved service delivery in the local government sphere*	*Governance*	Quality & safe parks & rec facilit com ot	200	18.5949097	*-33.89079226*	11 891	–	–	–	–	–	-	–
Governance and administration	Epwp - Fy2025/26	SPX.0004446	*Digital transformation across the state*	*Growth*	Modernised & adaptive governance Program	200	18.5949097	*-33.89079226*	762	–	–	–	–	–	-	–
Governance and administration	Enablement Training Fy26	SPX.0004472	*Improved service delivery in the local government sphere*	*Governance*	Operational Sustainability Programme	200	18.5949097	*-33.89079226*	866	–	–	–	–	–	-	–
Governance and administration	Project Management Support	SPX.0004483	*Improved service delivery in the local government sphere*	*Governance*	Project preparation and delivery program	200	18.5949097	*-33.89079226*	2 052	–	–	–	–	–	-	–
Governance and administration	Staff Newsletters Fy26	SPX.0004484	*Improved service delivery in the local government sphere*	*Governance*	Operational Sustainability Programme	200	18.5949097	*-33.89079226*	498	–	–	–	–	–	-	–
Governance and administration	Community Newsletters Fy26	SPX.0004485	*Improved service delivery in the local government sphere*	*Governance*	Operational Sustainability Programme	200	18.5949097	*-33.89079226*	576	–	–	–	–	–	-	–
Governance and administration	Managing Content And Look & Feel Fy26	SPX.0004486	*Improved service delivery in the local government sphere*	*Governance*	Operational Sustainability Programme	200	18.5949097	*-33.89079226*	2 219	–	–	–	–	–	-	–
Governance and administration	Communication Material Fy26	SPX.0004487	*Improved service delivery in the local government sphere*	*Governance*	Operational Sustainability Programme	200	18.5949097	*-33.89079226*	253	–	–	–	–	–	-	–
Governance and administration	Traditional Media Coverage Fy26	SPX.0004488	*Improved service delivery in the local government sphere*	*Governance*	Operational Sustainability Programme	200	18.5949097	*-33.89079226*	571	–	–	–	–	–	-	–
Governance and administration	Major Campaigns Fy26	SPX.0004489	*Improved service delivery in the local government sphere*	*Governance*	Operational Sustainability Programme	200	18.5949097	*-33.89079226*	13 599	–	–	–	–	–	-	–

R thousand									2025/26	Budget Year 2026/27						
Function	Project Description	Project Number	MTDP Service Outcome	IUDF	Own Strategic Objectives	Ward Location	GPS Longitude	GPS Lattitude	Audited Outcome	Original Budget	Adjusted Budget	YearTD actual	YearTD budget	YTD variance	YTD variance %	Full Year Forecast
Governance and administration	Communication Research Fy26	SPX.0004490	*Improved service delivery in the local government sphere*	*Governance*	Operational Sustainability Programme	200	18.5949097	*-33.89079226*	1 448	–	–	–	–	–	-	–
Economic and environmental services	Digital Platform Ideas Submissions Fy26	SPX.0004502	*Digital transformation across the state*	*Growth*	Modernised & adaptive governance Program	200	18.5949097	*-33.89079226*	1 238	–	–	–	–	–	-	–
Economic and environmental services	Innovation Management Fy26	SPX.0004503	*Digital transformation across the state*	*Growth*	Modernised & adaptive governance Program	200	18.5949097	*-33.89079226*	4 268	–	–	–	–	–	-	–
Economic and environmental services	Annual Customer Satisfaction Survey Fy26	SPX.0004504	*Digital transformation across the state*	*Growth*	Modernised & adaptive governance Program	200	18.5949097	*-33.89079226*	2 512	–	–	–	–	–	-	–
Economic and environmental services	Leadership Dev & Team Enablement Fy26	SPX.0004505	*Digital transformation across the state*	*Growth*	Modernised & adaptive governance Program	200	18.5949097	*-33.89079226*	6 124	–	–	–	–	–	-	–
Economic and environmental services	Fy25 City'S Integrated Annual Report	SPX.0004506	*Digital transformation across the state*	*Inclusion & access*	Evidence Based Decision Making Programme	200	18.5949097	*-33.89079226*	858	–	–	–	–	–	-	–
Economic and environmental services	Opm Maturity Process Facilitation Fy26	SPX.0004507	*Digital transformation across the state*	*Inclusion & access*	Evidence Based Decision Making Programme	200	18.5949097	*-33.89079226*	2 437	–	–	–	–	–	-	–
Economic and environmental services	SDBIP Document design & publication FY26	SPX.0004508	*Digital transformation across the state*	*Inclusion & access*	Evidence Based Decision Making Programme	200	18.5949097	*-33.89079226*	1 465	–	–	–	–	–	-	–
Economic and environmental services	Dune Management and Maintenance	SPX.0004510	*Improved service delivery in the local government sphere*	*Spatial integration*	Coastal Programme	200	18.5949097	*-33.89079226*	150	–	–	–	–	–	-	–
Economic and environmental services	Fish Hoek/Glencairn Dunes	SPX.0004510-FH	*Improved service delivery in the local government sphere*	*Spatial integration*	Coastal Programme	200	18.5949097	*-33.89079226*	1 758	–	–	94	–	94	100.0%	–
Economic and environmental services	Fleur Park Dunes	SPX.0004510-FP	*Improved service delivery in the local government sphere*	*Spatial integration*	Coastal Programme	200	18.5949097	*-33.89079226*	2 569	–	–	154	–	154	100.0%	–
Economic and environmental services	Hout Bay Dunes	SPX.0004510-HB	*Improved service delivery in the local government sphere*	*Spatial integration*	Coastal Programme	200	18.5949097	*-33.89079226*	2 537	–	–	166	–	166	100.0%	–
Economic and environmental services	Occupational Health & Safety	SPX.0004510-HS	*Improved service delivery in the local government sphere*	*Spatial integration*	Coastal Programme	200	18.5949097	*-33.89079226*	126	–	–	–	–	–	-	–
Economic and environmental services	Table View Dunes	SPX.0004510-TV	*Improved service delivery in the local government sphere*	*Spatial integration*	Coastal Programme	200	18.5949097	*-33.89079226*	4 341	–	–	280	–	280	100.0%	–
Governance and administration	City Mobile App Maint. & Support Fy26	SPX.0004511	*Improved service delivery in the local government sphere*	*Governance*	Operational Sustainability Programme	200	18.5949097	*-33.89079226*	1 438	–	–	–	–	–	-	–
Governance and administration	Social Media Communication Optimisation	SPX.0004512	*Improved service delivery in the local government sphere*	*Governance*	Operational Sustainability Programme	200	18.5949097	*-33.89079226*	524	–	–	–	–	–	-	–
Economic and environmental services	Improved B-BBEE Certification FY26	SPX.0004521	*Digital transformation across the state*	*Inclusion & access*	Evidence Based Decision Making Programme	200	18.5949097	*-33.89079226*	126	–	–	–	–	–	-	–
Economic and environmental services	Monitoring & Evaluation Fy26	SPX.0004523	*Digital transformation across the state*	*Inclusion & access*	Evidence Based Decision Making Programme	200	18.5949097	*-33.89079226*	724	–	–	–	–	–	-	–
Economic and environmental services	10Th Annual City Awards	SPX.0004524	*Digital transformation across the state*	*Growth*	Modernised & adaptive governance Program	200	18.5949097	*-33.89079226*	497	–	–	–	–	–	-	–
Governance and administration	Portfolio Management It Reviews Fy26	SPX.0004525	*Improved service delivery in the local government sphere*	*Governance*	Operational Sustainability Programme	200	18.5949097	*-33.89079226*	3 680	–	–	–	–	–	-	–
Economic and environmental services	Expert Contracted Services (Cont. & Psp)	SPX.0004531-ML	*Improved service delivery in the local government sphere*	*Spatial integration*	Coastal Programme	200	18.5949097	*-33.89079226*	1 379	–	–	–	–	–	-	–
Economic and environmental services	Consumables_Cleaning Wale	SPX.0004535-CC	*Improved service delivery in the local government sphere*	*Spatial integration*	Coastal Programme	200	18.5949097	*-33.89079226*	9	–	–	–	–	–	-	–
Economic and environmental services	Catering Wale	SPX.0004535-CW	*Improved service delivery in the local government sphere*	*Spatial integration*	Coastal Programme	200	18.5949097	*-33.89079226*	3	–	–	4	–	4	100.0%	–
Economic and environmental services	Ppe	SPX.0004535-PP	*Improved service delivery in the local government sphere*	*Spatial integration*	Coastal Programme	200	18.5949097	*-33.89079226*	39	–	–	–	–	–	-	–
Economic and environmental services	Printing Wale	SPX.0004535-PW	*Improved service delivery in the local government sphere*	*Spatial integration*	Coastal Programme	200	18.5949097	*-33.89079226*	3	–	–	–	–	–	-	–
Economic and environmental services	Tea/Coffee/Milk	SPX.0004535-RM	*Improved service delivery in the local government sphere*	*Spatial integration*	Coastal Programme	200	18.5949097	*-33.89079226*	39	–	–	–	–	–	-	–
Economic and environmental services	Green Map	SPX.0004538	*Improved service delivery in the local government sphere*	*Spatial integration*	Coastal Programme	200	18.5949097	*-33.89079226*	215	–	–	–	–	–	-	–
Economic and environmental services	Simons Town	SPX.0004539-ST	*Improved service delivery in the local government sphere*	*Spatial integration*	Coastal Programme	200	18.5949097	*-33.89079226*	776	–	–	–	–	–	-	–
Economic and environmental services	Table View	SPX.0004539-TV	*Improved service delivery in the local government sphere*	*Spatial integration*	Coastal Programme	200	18.5949097	*-33.89079226*	145	–	–	–	–	–	-	–
Economic and environmental services	Penguin Rangers	SPX.0004540	*Improved service delivery in the local government sphere*	*Spatial integration*	Coastal Programme	200	18.5949097	*-33.89079226*	14	–	–	–	–	–	-	–
Economic and environmental services	Cpa Training & Enablement Fy26	SPX.0004542	*An ethical, capable, and professional public service*	*Inclusion and access*	Capable & collaborative City govmnt oth	200	18.5949097	*-33.89079226*	752	–	–	–	–	–	-	–
Economic and environmental services	Sea Point Sw Concept Design	SPX.0004554	*Improved service delivery in the local government sphere*	*Spatial integration*	Coastal Programme	54	18.38477535	*-33.96654908*	799	–	–	–	–	–	-	–
Economic and environmental services	Harare Square And Precinct	SPX.0004557	*Reduced poverty and improved livelihoods*	*Spatial integration*	Targeted Urban Development Programme	200	18.5949097	*-33.89079226*	77	–	–	–	–	–	-	–
Economic and environmental services	Community Ambassadors Prog - All Areas	SPX.0004559	*Reduced poverty and improved livelihoods*	*Spatial integration*	Targeted Urban Development Programme	200	18.5949097	*-33.89079226*	10 199	–	–	–	–	–	-	–
Economic and environmental services	Kuilsriver Community Ambassadors Project	SPX.0004559-02	*Reduced poverty and improved livelihoods*	*Spatial integration*	Targeted Urban Development Programme	200	18.5949097	*-33.89079226*	879	–	–	–	–	–	-	–
Economic and environmental services	Precinct Management - All Areas	SPX.0004560	*Reduced poverty and improved livelihoods*	*Spatial integration*	Targeted Urban Development Programme	200	18.5949097	*-33.89079226*	5 555	–	–	–	–	–	-	–
Governance and administration	Strategic/Programme Execution Initiative	SPX.0004565	*Improved service delivery in the local government sphere*	*Governance*	Operational Sustainability Programme	200	18.5949097	*-33.89079226*	4 969	–	–	–	–	–	-	–
Economic and environmental services	Si: Central -Community Space Activations	SPX.0004572-SI.01.CS	*Reduced poverty and improved livelihoods*	*Spatial integration*	Targeted Urban Development Programme	200	18.5949097	*-33.89079226*	496	–	–	–	–	–	-	–
Economic and environmental services	Si: Central -Youth Career Expos	SPX.0004572-SI.01.YC	*Reduced poverty and improved livelihoods*	*Spatial integration*	Targeted Urban Development Programme	200	18.5949097	*-33.89079226*	38	–	–	–	–	–	-	–
Economic and environmental services	SI: East - ECD Capacitation Programme	SPX.0004572-SI.02.EC	*Reduced poverty and improved livelihoods*	*Spatial integration*	Targeted Urban Development Programme	200	18.5949097	*-33.89079226*	256	–	–	–	–	–	-	–
Economic and environmental services	Si: East - Community Leadership Training	SPX.0004572-SI.02.LT	*Reduced poverty and improved livelihoods*	*Spatial integration*	Targeted Urban Development Programme	200	18.5949097	*-33.89079226*	149	–	–	–	–	–	-	–
Economic and environmental services	Si: East - Neighbour Watch Training	SPX.0004572-SI.02.NT	*Reduced poverty and improved livelihoods*	*Spatial integration*	Targeted Urban Development Programme	200	18.5949097	*-33.89079226*	119	–	–	–	–	–	-	–

R thousand									2025/26	Budget Year 2026/27						
Function	Project Description	Project Number	MTDP Service Outcome	IUDF	Own Strategic Objectives	Ward Location	GPS Longitude	GPS Lattitude	Audited Outcome	Original Budget	Adjusted Budget	YearTD actual	YearTD budget	YTD variance	YTD variance %	Full Year Forecast
Economic and environmental services	Si: East - Youth Empowerment Program	SPX.0004572-SI.02.YP	*Reduced poverty and improved livelihoods*	*Spatial integration*	Targeted Urban Development Programme	200	18.5949097	*-33.89079226*	164	–	–	–	–	–	-	–
Economic and environmental services	Si: North -Atlantis Youth Cap & Dev Plan	SPX.0004572-SI.03.AD	*Reduced poverty and improved livelihoods*	*Spatial integration*	Targeted Urban Development Programme	200	18.5949097	*-33.89079226*	161	–	–	–	–	–	-	–
Economic and environmental services	Si: North - Phoenix Learner Driv Train	SPX.0004572-SI.03.DT	*Reduced poverty and improved livelihoods*	*Spatial integration*	Targeted Urban Development Programme	200	18.5949097	*-33.89079226*	307	–	–	–	–	–	-	–
Economic and environmental services	Si: North - Gunya Youth Cap & Dev Plan	SPX.0004572-SI.03.GY	*Reduced poverty and improved livelihoods*	*Spatial integration*	Targeted Urban Development Programme	200	18.5949097	*-33.89079226*	5	–	–	–	–	–	-	–
Economic and environmental services	Si North - Kraaifontein	SPX.0004572-SI.03.KR	*Reduced poverty and improved livelihoods*	*Spatial integration*	Targeted Urban Development Programme	200	18.5949097	*-33.89079226*	216	–	–	–	–	–	-	–
Economic and environmental services	SI: North - Nyanga Com Amb Training	SPX.0004572-SI.03.NT	*Reduced poverty and improved livelihoods*	*Spatial integration*	Targeted Urban Development Programme	200	18.5949097	*-33.89079226*	798	–	–	–	–	–	-	–
Economic and environmental services	Si: South - Trauma Training	SPX.0004572-SI.04.AT	*Reduced poverty and improved livelihoods*	*Spatial integration*	Targeted Urban Development Programme	200	18.5949097	*-33.89079226*	187	–	–	–	–	–	-	–
Economic and environmental services	Si: South - Youth Careee Expos	SPX.0004572-SI.04.CE	*Reduced poverty and improved livelihoods*	*Spatial integration*	Targeted Urban Development Programme	200	18.5949097	*-33.89079226*	431	–	–	–	–	–	-	–
Economic and environmental services	Si: South - Security Training Com Amb	SPX.0004572-SI.04.ST	*Reduced poverty and improved livelihoods*	*Spatial integration*	Targeted Urban Development Programme	200	18.5949097	*-33.89079226*	1 318	–	–	–	–	–	-	–
Economic and environmental services	Completion Of Rua For Nyanga And Gugulet	SPX.0004592-PP.02	*Reduced poverty and improved livelihoods*	*Spatial integration*	Targeted Urban Development Programme	200	18.5949097	*-33.89079226*	506	–	–	–	–	–	-	–
Economic and environmental services	Potsdam Phase 2 Box Yard	SPX.0004592-PP.05	*Reduced poverty and improved livelihoods*	*Spatial integration*	Targeted Urban Development Programme	200	18.5949097	*-33.89079226*	1 857	–	–	–	–	–	-	–
Economic and environmental services	Joe Slovo And Du Noon	SPX.0004592-PP.06	*Reduced poverty and improved livelihoods*	*Spatial integration*	Targeted Urban Development Programme	200	18.5949097	*-33.89079226*	11	–	–	–	–	–	-	–
Governance and administration	Maintenance & Support	SPX.0004612	*Improved service delivery in the local government sphere*	*Governance*	Project preparation and delivery program	200	18.5949097	*-33.89079226*	1 568	–	–	–	–	–	-	–
Governance and administration	Citizen Interface Refurbishment Project	SPX.0004618	*Digital transformation across the state*	*Growth*	Modernised & adaptive governance Program	200	18.5949097	*-33.89079226*	3 784	–	–	–	–	–	-	–
Trading services	Area Cleaning - Sc16	SPX.0004649	*Improved service delivery in the local government sphere*	*Growth*	Excell Waste Service Deliver program	200	18.5949097	*-33.89079226*	306	–	–	–	–	–	-	–
Community and public safety	Park Rangers	SPX.0004650	*Improved service delivery in the local government sphere*	*Governance*	Quality & safe parks & rec facilit com ot	200	18.5949097	*-33.89079226*	499	–	–	–	–	–	-	–
Economic and environmental services	Light repairs at Bellville Transport Hub	SPX.0004660	*Skills for the economy*	*Growth*	Sustain,eff,safe & afford travel opt oth	200	18.5949097	*-33.89079226*	545	–	–	–	–	–	-	–
Economic and environmental services	Safety Technology - Surveillance Tech	SPX.0004687	*Digital transformation across the state*	*Inclusion & access*	Evidence Based Decision Making Programme	200	18.5949097	*-33.89079226*	2 871	–	–	–	–	–	-	–
Economic and environmental services	Nonkqubela Feasibility And Concept	SPX.0004722	*Reduced poverty and improved livelihoods*	*Spatial integration*	Targeted Urban Development Programme	200	18.5949097	*-33.89079226*	514	–	–	–	–	–	-	–
Economic and environmental services	Delft Precinct Plan	SPX.0004724	*Reduced poverty and improved livelihoods*	*Spatial integration*	Targeted Urban Development Programme	200	18.5949097	*-33.89079226*	15	–	–	–	–	–	-	–
Economic and environmental services	Change Management Fy26	SPX.0004727	*Digital transformation across the state*	*Growth*	Modernised & adaptive governance Program	200	18.5949097	*-33.89079226*	5 251	–	–	–	–	–	-	–
Economic and environmental services	Informal Trading Planning_Bloekombos Ulu	SPX.0004728	*Increased employment and work opportunities*	*Inclusion & access*	Inclusive econ develop & growth programe	200	18.5949097	*-33.89079226*	979	–	–	–	–	–	-	–
Governance and administration	Jack Muller Park - Light Repairs	SPX.0004731	*Digital transformation across the state*	*Growth*	Modernised & adaptive governance Program	200	18.5949097	*-33.89079226*	108	–	–	–	–	–	-	–
Economic and environmental services	Painting Bellville PTI Fence	SPX.0004737	*Skills for the economy*	*Growth*	Sustain,eff,safe & afford travel opt oth	200	18.5949097	*-33.89079226*	68	–	–	–	–	–	-	–
Community and public safety	Chrismar Tennis Club: Repair Surface	SPX.0004759	*Improved service delivery in the local government sphere*	*Governance*	Quality & safe parks & rec facilit com ot	200	18.5949097	*-33.89079226*	345	–	–	–	–	–	-	–
Community and public safety	Bellville South Sport Cricket Field	SPX.0004760	*Improved service delivery in the local government sphere*	*Governance*	Quality & safe parks & rec facilit com ot	200	18.5949097	*-33.89079226*	224	–	–	–	–	–	-	–
Community and public safety	Park Maintenance - Subcouncil 16	SPX.0004802	*Improved service delivery in the local government sphere*	*Governance*	Quality & safe parks & rec facilit com ot	200	18.5949097	*-33.89079226*	1 193	–	–	(361)	–	(361)	100.0%	–
Community and public safety	Traffic Services Overtime - Sc16	SPX.0004804	*Enhanced peace and security in Africa*	*Governance*	Effct law enfrcmnt to make comm safer ot	200	18.5949097	*-33.89079226*	295	–	–	–	–	–	-	–
Governance and administration	Area East: Identikidz Overtime	SPX.0004805-AE	*Reduced poverty and improved livelihoods*	*Governance*	Social Inclusion and Wellbeing Programme	200	18.5949097	*-33.89079226*	285	–	–	–	–	–	-	–
Governance and administration	Area North: Identikidz Overtime	SPX.0004805-AN	*Reduced poverty and improved livelihoods*	*Governance*	Social Inclusion and Wellbeing Programme	200	18.5949097	*-33.89079226*	301	–	–	–	–	–	-	–
Governance and administration	Area South: Identikidz Overtime	SPX.0004805-AS	*Reduced poverty and improved livelihoods*	*Governance*	Social Inclusion and Wellbeing Programme	200	18.5949097	*-33.89079226*	184	–	–	–	–	–	-	–
Community and public safety	Park Maintenance - Wards 1 & 5	SPX.0004813	*Improved service delivery in the local government sphere*	*Governance*	Quality & safe parks & rec facilit com ot	105	18.66790624	*-33.72834618*	–	95	95	–	16	(16)	-100.0%	95
Community and public safety	Park Buddies - Subcouncil 3	SPX.0004814	*Improved service delivery in the local government sphere*	*Governance*	Quality & safe parks & rec facilit com ot	200	18.5949097	*-33.89079226*	–	445	445	1	74	(73)	-98.2%	445
Community and public safety	Park Maintenance - Subcouncil 6	SPX.0004815	*Improved service delivery in the local government sphere*	*Governance*	Quality & safe parks & rec facilit com ot	200	18.5949097	*-33.89079226*	–	95	95	–	16	(16)	-100.0%	95
Governance and administration	School Holiday Programme - Subcouncil 12	SPX.0004821	*Improved service delivery in the local government sphere*	*Governance*	Quality & safe parks & rec facilit com ot	116	18.62495916	*-34.04368726*	–	420	420	–	70	(70)	-100.0%	420
Community and public safety	Weltevreden Valley Sg - Rep & Main Sc17	SPX.0004822	*Improved service delivery in the local government sphere*	*Governance*	Quality & safe parks & rec facilit com ot	43	18.55733089	*-34.04524695*	–	285	285	–	48	(48)	-100.0%	285
Community and public safety	Traffic Services Overtime - Ward 8	SPX.0004830	*Enhanced peace and security in Africa*	*Governance*	Effct law enfrcmnt to make comm safer ot	200	18.5949097	*-33.89079226*	–	333	333	55	55	(1)	-1.6%	333
Economic and environmental services	Green Jobs - Subcouncil 5	SPX.0004834	*Improved service delivery in the local government sphere*	*Spatial integration*	Environm & Biodiversity Managt Programme	200	18.5949097	*-33.89079226*	–	1 995	1 995	–	166	(166)	-100.0%	1 995
Community and public safety	Recreation Programme: Youth - Ward 47	SPX.0004837	*Improved service delivery in the local government sphere*	*Governance*	Quality & safe parks & rec facilit com ot	47	18.53100436	*-33.99284936*	–	285	285	–	48	(48)	-100.0%	285
Economic and environmental services	Monwabisi Coastal Node – Infrastructure	SPX.0004839	*Reduced poverty and improved livelihoods*	*Governance*	Spatial Integration & Transform Program	200	18.5949097	*-33.89079226*	150	–	–	–	–	–	-	–
Economic and environmental services	Informal Trading Planning_Mamre Bus Hive	SPX.0004846	*Increased employment and work opportunities*	*Inclusion & access*	Inclusive econ develop & growth programe	200	18.5949097	*-33.89079226*	20	–	–	–	–	–	-	–
Economic and environmental services	Green Jobs - Subcouncil 15	SPX.0004852	*Improved service delivery in the local government sphere*	*Spatial integration*	Environm & Biodiversity Managt Programme	200	18.5949097	*-33.89079226*	–	1 995	1 995	–	1	(1)	-100.0%	1 995

R thousand									2025/26	Budget Year 2026/27						
Function	Project Description	Project Number	MTDP Service Outcome	IUDF	Own Strategic Objectives	Ward Location	GPS Longitude	GPS Lattitude	Audited Outcome	Original Budget	Adjusted Budget	YearTD actual	YearTD budget	YTD variance	YTD variance %	Full Year Forecast
Economic and environmental services	Green Jobs - Subcouncil 16	SPX.0004853	*Improved service delivery in the local government sphere*	*Spatial integration*	Environm & Biodiversity Managt Programme	200	18.5949097	*-33.89079226*	–	1 995	1 995	–	166	(166)	-100.0%	1 995
Economic and environmental services	Green Jobs - Ward 72	SPX.0004854	*Improved service delivery in the local government sphere*	*Spatial integration*	Environm & Biodiversity Managt Programme	200	18.5949097	*-33.89079226*	–	333	333	–	28	(28)	-100.0%	333
Economic and environmental services	Private Security Training - Sc13 Central	SPX.0004856	*Reduced poverty and improved livelihoods*	*Spatial integration*	Targeted Urban Development Programme	200	18.5949097	*-33.89079226*	–	500	500	–	–	–	-	500
Economic and environmental services	Private Security Training - Sc13 South	SPX.0004857	*Reduced poverty and improved livelihoods*	*Spatial integration*	Targeted Urban Development Programme	200	18.5949097	*-33.89079226*	–	300	300	–	–	–	-	300
Economic and environmental services	Big Bay Lsdf – Infrastructure Preparedne	SPX.0004858	*Reduced poverty and improved livelihoods*	*Governance*	Spatial Integration & Transform Program	200	18.5949097	*-33.89079226*	258	–	–	–	–	–	-	–
Governance and administration	Smf Alloc - R&M Mandela Park Stadium	SPX.0004859	*Improved service delivery in the local government sphere*	*Governance*	Quity & safe parks & rec facilit com ot	200	18.5949097	*-33.89079226*	25 134	–	–	–	–	–	-	–
Economic and environmental services	Atlantis 50Th Anniversary Celebration	SPX.0004862	*Increased employment and work opportunities*	*Inclusion & access*	Inclusive econ develop & growth programe	200	18.5949097	*-33.89079226*	–	95	95	–	16	(16)	-100.0%	95
Economic and environmental services	Mitchells Plain - 50Th Anniversary	SPX.0004863	*Increased employment and work opportunities*	*Inclusion & access*	Inclusive econ develop & growth programe	200	18.5949097	*-33.89079226*	–	1 425	1 425	–	238	(238)	-100.0%	1 425
Governance and administration	Target Operating Model Enhancement For T	SPX.0004865	*Improved service delivery in the local government sphere*	*Governance*	Operational Sustainability Programme	200	18.5949097	*-33.89079226*	5 552	–	–	–	–	–	-	–
Trading services	Area Cleaning - Ward 102	SPX.0004882	*Improved service delivery in the local government sphere*	*Growth*	Excell Waste Service Deliver program	200	18.5949097	*-33.89079226*	–	333	333	–	55	(55)	-100.0%	333
Trading services	Area Cleaning - Subcouncil 4	SPX.0004883	*Improved service delivery in the local government sphere*	*Growth*	Promotg Cleanliness& illegal dumping prg	200	18.5949097	*-33.89079226*	–	1 995	1 995	–	333	(333)	-100.0%	1 995
Trading services	Area Cleaning - Wards 2, 9 & 10	SPX.0004884	*Improved service delivery in the local government sphere*	*Growth*	Promotg Cleanliness& illegal dumping prg	200	18.5949097	*-33.89079226*	–	1 000	1 000	–	167	(167)	-100.0%	1 000
Trading services	Area Cleaning - Subcouncil 7	SPX.0004885	*Improved service delivery in the local government sphere*	*Growth*	Excell Waste Service Deliver program	200	18.5949097	*-33.89079226*	–	380	380	–	63	(63)	-100.0%	380
Trading services	Area Cleaning - Wards 30, 46, 48 & 49	SPX.0004886	*Improved service delivery in the local government sphere*	*Growth*	Promotg Cleanliness& illegal dumping prg	200	18.5949097	*-33.89079226*	–	1 140	1 140	–	190	(190)	-100.0%	1 140
Trading services	Area Cleaning - Subcouncil 12	SPX.0004887	*Improved service delivery in the local government sphere*	*Growth*	Promotg Cleanliness& illegal dumping prg	200	18.5949097	*-33.89079226*	–	575	575	33	96	(62)	-65.1%	575
Trading services	Area Cleaning - Ward 88	SPX.0004888	*Improved service delivery in the local government sphere*	*Growth*	Promotg Cleanliness& illegal dumping prg	200	18.5949097	*-33.89079226*	–	285	285	–	48	(48)	-100.0%	285
Economic and environmental services	Waste Wise Community Prog - W7 & W111	SPX.0004889	*Increased employment and work opportunities*	*Inclusion & access*	Inclusive econ develop & growth programe	200	18.5949097	*-33.89079226*	–	665	665	–	111	(111)	-100.0%	665
Governance and administration	Law Enforcement Overtime - Sc16	SPX.0004902	*Digital transformation across the state*	*Growth*	Modernised & adaptive governance Program	200	18.5949097	*-33.89079226*	540	–	–	–	–	–	-	–
Governance and administration	R&M: Retreat Civic Centre	SPX.0004922	*Digital transformation across the state*	*Growth*	Modernised & adaptive governance Program	200	18.5949097	*-33.89079226*	61	–	–	–	–	–	-	–
Governance and administration	Graphic Design Services for Dept - FY27	SPX.0005025	*Improved service delivery in the local government sphere*	*Governance*	Operational Sustainability Programme	200	18.5949097	*-33.89079226*	–	–	–	25	–	25	100.0%	–
Economic and environmental services	Maintenance Of Coastal Signage	SPX.0009875	*Improved service delivery in the local government sphere*	*Spatial integration*	Coastal Programme	200	18.5949097	*-33.89079226*	83	–	–	–	–	–	-	–
Economic and environmental services	Public Calls For Sick & Injured Seals	SPX.0009876	*Improved service delivery in the local government sphere*	*Spatial integration*	Coastal Programme	200	18.5949097	*-33.89079226*	33	120	120	–	–	–	-	120
Community and public safety	Employ Field Workers - Subcouncil 19	WPX.0000252	*Improved service delivery in the local government sphere*	*Governance*	Informal Settlement Upgrading Programme	919	18.41519519	*-34.03769502*	715	755	755	–	126	(126)	-100.0%	755
Trading services	Area Cleaning - Ward 41	WPX.0000413	*Improved service delivery in the local government sphere*	*Growth*	Promotg Cleanliness& illegal dumping prg	41	18.56248463	*-33.98969283*	100	100	100	–	10	(10)	-100.0%	100
Trading services	Area Cleaning - Ward 56	WPX.0000417	*Improved service delivery in the local government sphere*	*Growth*	Excell Waste Service Deliver program	56	18.51498737	*-33.90949186*	–	150	150	–	20	(20)	-100.0%	150
Trading services	Area Cleaning - Ward 86	WPX.0000421	*Improved service delivery in the local government sphere*	*Growth*	Promotg Cleanliness& illegal dumping prg	86	18.86486379	*-34.11819966*	105	70	70	–	–	–	-	70
Governance and administration	Grants-In-Aid - Ward 110	WPX.0009320	*Digital transformation across the state*	*Growth*	Modernised & adaptive governance Program	110	18.48191809	*-34.06117173*	–	250	250	–	–	–	-	250
Trading services	Area Cleaning - Ward 35	WPX.0010289	*Improved service delivery in the local government sphere*	*Growth*	Promotg Cleanliness& illegal dumping prg	35	18.61143543	*-34.00566071*	198	–	–	–	–	–	-	–
Trading services	Area Cleaning - Ward 36	WPX.0010290	*Improved service delivery in the local government sphere*	*Growth*	Promotg Cleanliness& illegal dumping prg	36	18.60142466	*-33.99325349*	–	300	300	–	–	–	-	300
Community and public safety	Area Cleaning - Ward 22	WPX.0010609	*Reduced poverty and improved livelihoods*	*Inclusion & access*	Public Rental Housing Programme	803	18.5949097	*-33.89079226*	–	70	70	–	–	–	-	70
Community and public safety	Community Clean-Up - The Range	WPX.0010615	*Reduced poverty and improved livelihoods*	*Inclusion & access*	Public Rental Housing Programme	803	18.5949097	*-33.89079226*	–	80	80	4	–	4	100.0%	80
Governance and administration	Awareness Workshops - Hiv & Aids - W79	WPX.0010760	*Improved access to affordable and quality healthcare*	*Inclusion & access*	City Health Programme	79	18.60612828	*-34.06718705*	20	–	–	–	–	–	-	–
Governance and administration	Grants-In-Aid - Ward 67	WPX.0010860	*Digital transformation across the state*	*Growth*	Modernised & adaptive governance Program	67	18.5177619	*-34.06974173*	–	80	80	–	–	–	-	80
Governance and administration	Ecd Equipment - Ward 78	WPX.0010941	*Reduced poverty and improved livelihoods*	*Governance*	Social Inclusion and Wellbeing Programme	78	18.60748624	*-34.03916403*	30	–	–	–	–	–	-	–
Governance and administration	Gia: Living Hope Trust	WPX.0011115	*Digital transformation across the state*	*Growth*	Modernised & adaptive governance Program	919	18.41519519	*-34.03769502*	600	–	–	706	–	706	100.0%	–
Trading services	Area Cleaning - Ward 83	WPX.0011185	*Improved service delivery in the local government sphere*	*Growth*	Promotg Cleanliness& illegal dumping prg	83	18.81904302	*-34.09054507*	–	100	100	–	–	–	-	100
Governance and administration	Nw Equipment - Ward 14	WPX.0011297	*An ethical, capable, and professional public service*	*Growth*	Strengthth Partner for safer commnty oth	14	18.71634154	*-33.96450363*	–	150	150	–	–	–	-	150
Governance and administration	Nw Equipment - Ward 38	WPX.0011310	*An ethical, capable, and professional public service*	*Growth*	Strengthth Partner for safer commnty oth	38	18.5782144	*-33.9903738*	50	–	–	–	–	–	-	–
Community and public safety	Community Clean-Up - Ward 25	WPX.0011325	*Reduced poverty and improved livelihoods*	*Inclusion & access*	Public Rental Housing Programme	25	18.59443666	*-33.93031222*	–	65	65	3	–	3	100.0%	65
Community and public safety	Community Clean Up - Ward 42	WPX.0011326	*Reduced poverty and improved livelihoods*	*Inclusion & access*	Public Rental Housing Programme	42	18.57893805	*-33.9437593*	–	140	140	0	–	0	100.0%	140
Trading services	Festive Lighting - Hout Bay	WPX.0011334	*Increased infrastructure investment, access, and efficiency*	*Growth*	Excellence in Energy Service delivry prg	74	18.35543567	*-34.02751711*	179	–	–	–	–	–	-	–
Governance and administration	Nw Equipment - Ward 49	WPX.0011342	*An ethical, capable, and professional public service*	*Growth*	Strengthth Partner for safer commnty oth	49	18.5190231	*-33.95738146*	–	100	100	–	–	–	-	100

R thousand									2025/26	Budget Year 2026/27						
Function	Project Description	Project Number	MTDP Service Outcome	IUDF	Own Strategic Objectives	Ward Location	GPS Longitude	GPS Lattitude	Audited Outcome	Original Budget	Adjusted Budget	YearTD actual	YearTD budget	YTD variance	YTD variance %	Full Year Forecast
Governance and administration	Nw Patrol Equipment - Ward 15	WPX.0011346	*An ethical, capable, and professional public service*	*Growth*	Strengthth Partner for safer commnty oth	15	18.83639051	*-34.05957731*	20	20	20	–	–	–	-	20
Governance and administration	Nw Equipment - Ward 92	WPX.0011350	*An ethical, capable, and professional public service*	*Growth*	Strengthth Partner for safer commnty oth	92	18.64492722	*-34.05881063*	100	–	–	–	–	–	-	–
Community and public safety	Law Enforcement Officers - Subcouncil 19	WPX.0011419	*Enhanced peace and security in Africa*	*Governance*	Effct law enfrcmnt to make comm safer ot	919	18.41519519	*-34.03769502*	1 671	–	–	–	–	–	-	–
Governance and administration	Grants-In-Aid - Ward 85	WPX.0011593	*Digital transformation across the state*	*Growth*	Modernised & adaptive governance Program	85	18.84750119	*-34.11869385*	–	20	20	–	–	–	-	20
Community and public safety	Sports Tournament - Ward 101	WPX.0011716	*Improved service delivery in the local government sphere*	*Governance*	Quity & safe parks & rec facilit com ot	101	18.7466469	*-33.84226897*	40	–	–	–	–	–	-	–
Community and public safety	Sports Tournament - Ward 6	WPX.0011718	*Improved service delivery in the local government sphere*	*Governance*	Quity & safe parks & rec facilit com ot	6	18.73912952	*-33.87286115*	80	–	–	–	–	–	-	–
Governance and administration	Disabled Sector Programme - Ward 101	WPX.0011818	*Reduced poverty and improved livelihoods*	*Governance*	Social Inclusion and Wellbeing Programme	101	18.7466469	*-33.84226897*	50	–	–	–	–	–	-	–
Community and public safety	Sports Tournament - Ward 18	WPX.0011908	*Improved service delivery in the local government sphere*	*Governance*	Quity & safe parks & rec facilit com ot	18	18.63763656	*-34.01062742*	50	50	50	–	–	–	-	50
Community and public safety	Personal Hygiene Programme - Ward 91	WPX.0012164	*Improved access to affordable and quality healthcare*	*Inclusion & access*	City Health Programme	91	18.65997188	*-34.02435596*	50	50	50	–	25	(25)	-100.0%	50
Trading services	Area Cleaning - Ward 42	WPX.0012214	*Improved service delivery in the local government sphere*	*Growth*	Promotg Cleanliness& illegal dumping prg	42	18.57893805	*-33.9437593*	–	140	140	–	20	(20)	-100.0%	140
Governance and administration	Nw Support Programme - Ward 67	WPX.0012233	*An ethical, capable, and professional public service*	*Growth*	Strengthth Partner for safer commnty oth	67	18.5177619	*-34.06974173*	–	50	50	–	–	–	-	50
Governance and administration	Nw Equipment - Ward 41	WPX.0012235	*An ethical, capable, and professional public service*	*Growth*	Strengthth Partner for safer commnty oth	41	18.56248463	*-33.98969283*	100	100	100	–	–	–	-	100
Governance and administration	Health Awareness Programme - Ward 78	WPX.0012277	*Improved access to affordable and quality healthcare*	*Inclusion & access*	City Health Programme	78	18.60748624	*-34.03916403*	20	–	–	–	–	–	-	–
Economic and environmental services	Environmental Awareness Programme - W79	WPX.0012315	*Improved service delivery in the local government sphere*	*Spatial integration*	Environm & Biodiversity Managt Programme	79	18.60612828	*-34.06718705*	100	–	–	–	–	–	-	–
Governance and administration	Nw Equipment - Ward 33	WPX.0012331	*An ethical, capable, and professional public service*	*Growth*	Strengthth Partner for safer commnty oth	33	18.57874232	*-34.01921051*	60	60	60	–	–	–	-	60
Governance and administration	Nw Equipment - Ward 55	WPX.0012337	*An ethical, capable, and professional public service*	*Growth*	Strengthth Partner for safer commnty oth	55	18.4941103	*-33.89643605*	55	–	–	–	–	–	-	–
Governance and administration	Ecd Equipment - Ward 98	WPX.0012437	*Reduced poverty and improved livelihoods*	*Governance*	Social Inclusion and Wellbeing Programme	98	18.66242303	*-34.05090742*	50	–	–	–	–	–	-	–
Community and public safety	Sports Tournament - Ward 91	WPX.0012450	*Improved service delivery in the local government sphere*	*Governance*	Quity & safe parks & rec facilit com ot	91	18.65997188	*-34.02435596*	50	50	50	–	–	–	-	50
Governance and administration	Disability Awareness - Ward 91	WPX.0012494	*Reduced poverty and improved livelihoods*	*Governance*	Social Inclusion and Wellbeing Programme	91	18.65997188	*-34.02435596*	50	50	50	9	9	–	-	50
Trading services	Canal Cleaning - Ward 85	WPX.0012496	*Improved service delivery in the local government sphere*	*Spatial integration*	Healthy urban waterways programme	85	18.84750119	*-34.11869385*	300	–	–	–	–	–	-	–
Community and public safety	Park Maintenance - Parow Park Hc	WPX.0012691	*Reduced poverty and improved livelihoods*	*Inclusion & access*	Public Rental Housing Programme	2	18.58202398	*-33.89607653*	90	–	–	–	–	–	-	–
Community and public safety	Maintenance Cctv/Lpr Cameras - Ward 55	WPX.0012798	*Enhanced peace and security in Africa*	*Governance*	Effct law enfrcmnt to make comm safer ot	55	18.4941103	*-33.89643605*	–	50	50	43	–	43	100.0%	50
Community and public safety	Maintenance Cctv/Lpr Cameras - Ward 21	WPX.0012799	*Enhanced peace and security in Africa*	*Governance*	Effct law enfrcmnt to make comm safer ot	21	18.65332397	*-33.86163013*	–	75	75	65	–	65	100.0%	75
Trading services	Area Cleaning - Ward 28	WPX.0012831	*Improved service delivery in the local government sphere*	*Growth*	Promotg Cleanliness& illegal dumping prg	28	18.56101513	*-33.9286334*	2	–	–	–	–	–	-	–
Community and public safety	Area Cleaning - Ravensmead Flats	WPX.0012888	*Reduced poverty and improved livelihoods*	*Inclusion & access*	Public Rental Housing Programme	10	18.61777131	*-33.91539763*	140	100	100	4	–	4	100.0%	100
Community and public safety	M/Fontein Old Age Home - Mjcp Workers	WPX.0012901	*Reduced poverty and improved livelihoods*	*Inclusion & access*	Public Rental Housing Programme	42	18.57893805	*-33.9437593*	59	60	60	1	–	1	100.0%	60
Governance and administration	Grants-In-Aid - Ward 68	WPX.0012907	*Digital transformation across the state*	*Growth*	Modernised & adaptive governance Program	68	18.47290229	*-34.07139085*	–	80	80	–	–	–	-	80
Governance and administration	Nw Equipment - Ward 2	WPX.0012912	*An ethical, capable, and professional public service*	*Growth*	Strengthth Partner for safer commnty oth	2	18.58202398	*-33.89607653*	–	80	80	–	–	–	-	80
Governance and administration	Nw Equipment - Ward 42	WPX.0012915	*An ethical, capable, and professional public service*	*Growth*	Strengthth Partner for safer commnty oth	42	18.57893805	*-33.9437593*	61	60	60	–	–	–	-	60
Community and public safety	Traffic Services Overtime - Ward 107	WPX.0012965	*Enhanced peace and security in Africa*	*Governance*	Effct law enfrcmnt to make comm safer ot	107	18.49346085	*-33.80944892*	80	80	80	–	13	(13)	-100.0%	80
Governance and administration	Women Empowerment - Ward 18	WPX.0013059	*Reduced poverty and improved livelihoods*	*Governance*	Social Inclusion and Wellbeing Programme	18	18.63763656	*-34.01062742*	50	–	–	–	–	–	-	–
Community and public safety	Youth Development - Ward 12	WPX.0013155	*Improved service delivery in the local government sphere*	*Governance*	Quity & safe parks & rec facilit com ot	12	18.64519546	*-33.94590017*	100	–	–	–	–	–	-	–
Community and public safety	Park Maintenance - Ward 10	WPX.0013175	*Improved service delivery in the local government sphere*	*Governance*	Quity & safe parks & rec facilit com ot	10	18.61777131	*-33.91539763*	75	100	100	–	–	–	-	100
Community and public safety	Park Buddy - Akker Park	WPX.0013179	*Improved service delivery in the local government sphere*	*Governance*	Quity & safe parks & rec facilit com ot	10	18.61777131	*-33.91539763*	(59)	–	–	–	–	–	-	–
Community and public safety	Park Attendants - Ward 49	WPX.0013181	*Improved service delivery in the local government sphere*	*Governance*	Quity & safe parks & rec facilit com ot	49	18.5190231	*-33.95738146*	200	–	–	–	–	–	-	–
Community and public safety	Park Maintenance - Ward 3	WPX.0013187	*Improved service delivery in the local government sphere*	*Governance*	Quity & safe parks & rec facilit com ot	3	18.65864299	*-33.89248357*	100	50	50	–	–	–	-	50
Trading services	Area Cleaning - Ward 108	WPX.0013241	*Improved service delivery in the local government sphere*	*Growth*	Promotg Cleanliness& illegal dumping prg	108	18.67712691	*-33.98284001*	99	–	–	–	–	–	-	–
Governance and administration	Girls & Boys For Change - Ward 32	WPX.0013289	*Reduced poverty and improved livelihoods*	*Governance*	Social Inclusion and Wellbeing Programme	32	18.51150386	*-33.62020498*	50	50	50	–	–	–	-	50
Governance and administration	Ecd Equipment - Ward 99	WPX.0013317	*Reduced poverty and improved livelihoods*	*Governance*	Social Inclusion and Wellbeing Programme	99	18.66984224	*-34.06669401*	50	–	–	–	–	–	-	–
Community and public safety	Law Enforcement Overtime - Ward 54	WPX.0013369	*Enhanced peace and security in Africa*	*Governance*	Effct law enfrcmnt to make comm safer ot	54	18.38477535	*-33.96654908*	75	–	–	–	–	–	-	–
Community and public safety	Sport Tournaments - Ward 105	WPX.0013418	*Improved service delivery in the local government sphere*	*Governance*	Quity & safe parks & rec facilit com ot	105	18.66790624	*-33.72834618*	70	–	–	–	–	–	-	–
Governance and administration	Nw Equipment - Ward 101	WPX.0013444	*An ethical, capable, and professional public service*	*Growth*	Strengthth Partner for safer commnty oth	101	18.7466469	*-33.84226897*	60	70	70	–	–	–	-	70

R thousand									2025/26	Budget Year 2026/27						
Function	Project Description	Project Number	MTDP Service Outcome	IUDF	Own Strategic Objectives	Ward Location	GPS Longitude	GPS Lattitude	Audited Outcome	Original Budget	Adjusted Budget	YearTD actual	YearTD budget	YTD variance	YTD variance %	Full Year Forecast
Governance and administration	Nw Equipment - Ward 26	WPX.0013450	*An ethical, capable, and professional public service*	*Growth*	Strengthth Partner for safer commnty oth	26	18.57723015	*-33.91480807*	150	–	–	–	–	–	-	–
Governance and administration	Nw Equipment - Ward 27	WPX.0013452	*An ethical, capable, and professional public service*	*Growth*	Strengthth Partner for safer commnty oth	27	18.54849195	*-33.89964299*	25	40	40	–	–	–	-	40
Governance and administration	Nw Equipment - Ward 3	WPX.0013458	*An ethical, capable, and professional public service*	*Growth*	Strengthth Partner for safer commnty oth	3	18.65864299	*-33.89248357*	40	–	–	–	–	–	-	–
Governance and administration	Nw Equipment - Ward 99	WPX.0013466	*An ethical, capable, and professional public service*	*Growth*	Strengthth Partner for safer commnty oth	99	18.66984224	*-34.06669401*	50	50	50	–	–	–	-	50
Governance and administration	Nw Equipment - Ward 72	WPX.0013472	*An ethical, capable, and professional public service*	*Growth*	Strengthth Partner for safer commnty oth	72	18.47672844	*-34.04684691*	–	70	70	–	–	–	-	70
Governance and administration	Nw Equipment - Ward 73	WPX.0013474	*An ethical, capable, and professional public service*	*Growth*	Strengthth Partner for safer commnty oth	73	18.45652594	*-34.03668853*	30	30	30	–	–	–	-	30
Community and public safety	Athlone Swimming Pool - Watersafety Prog	WPX.0013517	*Improved service delivery in the local government sphere*	*Governance*	Quity & safe parks & rec facilit com ot	49	18.5190231	*-33.95738146*	28	–	–	–	–	–	-	–
Governance and administration	Grants-In-Aid - Ward 73	WPX.0013546	*Digital transformation across the state*	*Growth*	Modernised & adaptive governance Program	73	18.45652594	*-34.03668853*	–	235	235	–	–	–	-	235
Trading services	Canal Cleaning - Ward 84	WPX.0013562	*Improved service delivery in the local government sphere*	*Spatial integration*	Healthy urban waterways programme	84	18.92228392	*-34.07403108*	30	30	30	–	–	–	-	30
Trading services	River Cleaning - Ward 84	WPX.0013563	*Improved service delivery in the local government sphere*	*Spatial integration*	Healthy urban waterways programme	84	18.92228392	*-34.07403108*	30	30	30	–	–	–	-	30
Community and public safety	Additional Mowing & Tree Pruning - W103	WPX.0013569	*Improved service delivery in the local government sphere*	*Governance*	Quity & safe parks & rec facilit com ot	103	18.68300383	*-33.84230567*	85	85	85	–	–	–	-	85
Community and public safety	Ravensmead Library - Reading Programme	WPX.0013587	*Improved service delivery in the local government sphere*	*Inclusion & access*	Quality Community facilities programme	10	18.61777131	*-33.91539763*	5	5	5	4	2	3	182.5%	5
Community and public safety	Huguenot Square Lib - Reading Programme	WPX.0013588	*Improved service delivery in the local government sphere*	*Inclusion & access*	Quality Community facilities programme	12	18.64519546	*-33.94590017*	5	6	6	1	–	1	100.0%	6
Community and public safety	Annual Youth Festival - Ward 29	WPX.0013617	*Reduced poverty and improved livelihoods*	*Governance*	Social Inclusion and Wellbeing Programme	29	18.43857729	*-33.54859388*	–	150	150	–	–	–	-	150
Community and public safety	Part Time Traffic Attendant - Ward 31	WPX.0013624	*Enhanced peace and security in Africa*	*Governance*	Effct law enfrcmnt to make comm safer ot	31	18.57512024	*-33.96054055*	64	150	150	25	25	–	-	150
Governance and administration	Grants-In-Aid - Ward 15	WPX.0013645	*Digital transformation across the state*	*Growth*	Modernised & adaptive governance Program	15	18.83639051	*-34.05957731*	–	400	400	–	–	–	-	400
Trading services	Area Cleaning - Ward 31	WPX.0013694	*Improved service delivery in the local government sphere*	*Growth*	Promotg Cleanliness& illegal dumping prg	31	18.57512024	*-33.96054055*	71	–	–	–	–	–	-	–
Community and public safety	Maintenance Cctv/Lpr Cameras - Ward 58	WPX.0013880	*Enhanced peace and security in Africa*	*Governance*	Effct law enfrcmnt to make comm safer ot	58	18.48250688	*-33.97943012*	40	–	–	–	–	–	-	–
Community and public safety	Sports Tournament - Ward 88	WPX.0013884	*Improved service delivery in the local government sphere*	*Governance*	Quity & safe parks & rec facilit com ot	88	18.60136244	*-34.01330429*	100	–	–	–	–	–	-	–
Trading services	Area Cleaning - Ward 11	WPX.0013888	*Improved service delivery in the local government sphere*	*Growth*	Promotg Cleanliness& illegal dumping prg	11	18.68319895	*-33.93147856*	99	200	200	–	20	(20)	-100.0%	200
Community and public safety	Part Time Traffic Attendant - Ward 86	WPX.0013892	*Enhanced peace and security in Africa*	*Governance*	Effct law enfrcmnt to make comm safer ot	86	18.86486379	*-34.11819966*	50	50	50	–	11	(11)	-100.0%	50
Community and public safety	Recreational Programmes - Ward 56	WPX.0013898	*Improved service delivery in the local government sphere*	*Governance*	Quity & safe parks & rec facilit com ot	56	18.51498737	*-33.90949186*	71	–	–	–	–	–	-	–
Community and public safety	Wynberg Library - Reading Programme	WPX.0013902	*Improved service delivery in the local government sphere*	*Inclusion & access*	Quality Community facilities programme	62	18.43367901	*-34.00096968*	25	30	30	5	5	–	-	30
Community and public safety	Wynberg Library - Outreach Programme	WPX.0013903	*Improved service delivery in the local government sphere*	*Inclusion & access*	Quality Community facilities programme	62	18.43367901	*-34.00096968*	25	30	30	10	10	–	-	30
Community and public safety	Wynberg Lib - Digital Literacy Program	WPX.0013904	*Improved service delivery in the local government sphere*	*Inclusion & access*	Quality Community facilities programme	62	18.43367901	*-34.00096968*	25	30	30	–	–	–	-	30
Community and public safety	Park Buddies - Ward 31	WPX.0013918	*Improved service delivery in the local government sphere*	*Governance*	Quity & safe parks & rec facilit com ot	31	18.57512024	*-33.96054055*	100	100	100	–	–	–	-	100
Community and public safety	Sports Tournament - Ward 43	WPX.0013922	*Improved service delivery in the local government sphere*	*Governance*	Quity & safe parks & rec facilit com ot	43	18.55733089	*-34.04524695*	66	–	–	–	–	–	-	–
Community and public safety	Youth & Seniors Programmes - Ward 66	WPX.0013937	*Improved service delivery in the local government sphere*	*Governance*	Quity & safe parks & rec facilit com ot	66	18.50971925	*-34.01727885*	210	–	–	–	–	–	-	–
Economic and environmental services	Environmental Awareness Programme - W81	WPX.0013940	*Improved service delivery in the local government sphere*	*Spatial integration*	Environm & Biodiversity Managt Programme	81	18.59865526	*-34.05408459*	140	–	–	–	–	–	-	–
Community and public safety	Park Maintenance - Summer Greens	WPX.0013942	*Improved service delivery in the local government sphere*	*Governance*	Quity & safe parks & rec facilit com ot	4	18.51238051	*-33.86358637*	150	–	–	–	–	–	-	–
Community and public safety	Park Maintenance - Table View	WPX.0013944	*Improved service delivery in the local government sphere*	*Governance*	Quity & safe parks & rec facilit com ot	113	18.50979497	*-33.83235699*	140	–	–	–	–	–	-	–
Community and public safety	Seniors Programme - Ward 113	WPX.0013946	*Improved service delivery in the local government sphere*	*Governance*	Quity & safe parks & rec facilit com ot	113	18.50979497	*-33.83235699*	24	–	–	–	–	–	-	–
Trading services	Area Cleaning - Ward 19	WPX.0013951	*Improved service delivery in the local government sphere*	*Growth*	Promotg Cleanliness& illegal dumping prg	19	18.66911122	*-33.95769848*	99	215	215	–	20	(20)	-100.0%	215
Trading services	Area Cleaning - Ward 62	WPX.0013959	*Improved service delivery in the local government sphere*	*Growth*	Promotg Cleanliness& illegal dumping prg	62	18.43367901	*-34.00096968*	170	170	170	–	–	–	-	170
Trading services	Area Cleaning - Ward 71	WPX.0013960	*Improved service delivery in the local government sphere*	*Growth*	Promotg Cleanliness& illegal dumping prg	71	18.4215755	*-34.07014868*	99	130	130	–	–	–	-	130
Community and public safety	Sports Tournament - Ward 104	WPX.0013962	*Improved service delivery in the local government sphere*	*Governance*	Quity & safe parks & rec facilit com ot	104	18.53267328	*-33.81205251*	130	–	–	–	–	–	-	–
Community and public safety	Women'S Day Programme - Ward 72	WPX.0013964	*Improved service delivery in the local government sphere*	*Governance*	Quity & safe parks & rec facilit com ot	72	18.47672844	*-34.04684691*	30	–	–	–	–	–	-	–
Governance and administration	Nw Equipment - Ward 32	WPX.0014007	*An ethical, capable, and professional public service*	*Growth*	Strengthth Partner for safer commnty oth	32	18.51150386	*-33.62020498*	50	–	–	–	–	–	-	–
Community and public safety	Park Buddies - Ward 32	WPX.0014036	*Improved service delivery in the local government sphere*	*Governance*	Quity & safe parks & rec facilit com ot	32	18.51150386	*-33.62020498*	–	100	100	2	–	2	100.0%	100
Community and public safety	Parks Maintenance - Ward 107	WPX.0014037	*Improved service delivery in the local government sphere*	*Governance*	Quity & safe parks & rec facilit com ot	107	18.49346085	*-33.80944892*	115	130	130	–	–	–	-	130
Community and public safety	Horticultural Maintenance - Ward 27	WPX.0014051	*Improved service delivery in the local government sphere*	*Governance*	Quity & safe parks & rec facilit com ot	27	18.54849195	*-33.89964299*	100	–	–	–	–	–	-	–
Community and public safety	Park Maintenance - Ward 2	WPX.0014054	*Improved service delivery in the local government sphere*	*Governance*	Quity & safe parks & rec facilit com ot	2	18.58202398	*-33.89607653*	150	195	195	–	–	–	-	195

R thousand									2025/26	Budget Year 2026/27						
Function	Project Description	Project Number	MTDP Service Outcome	IUDF	Own Strategic Objectives	Ward Location	GPS Longitude	GPS Lattitude	Audited Outcome	Original Budget	Adjusted Budget	YearTD actual	YearTD budget	YTD variance	YTD variance %	Full Year Forecast
Community and public safety	Sports Tournament - Ward 89	WPX.0014059	*Improved service delivery in the local government sphere*	*Governance*	Quality & safe parks & rec facilit com ot	89	18.65994116	*-34.01604825*	80	80	80	–	–	–	-	80
Community and public safety	Sports Tournament - Ward 114	WPX.0014062	*Improved service delivery in the local government sphere*	*Governance*	Quality & safe parks & rec facilit com ot	114	18.66539534	*-34.00241057*	50	50	50	–	–	–	-	50
Governance and administration	Connect Residents Initiative - Ward 77	WPX.0014068	*Improved service delivery in the local government sphere*	*Governance*	Operational Sustainability Programme	77	18.41474705	*-33.94737595*	10	–	–	–	–	–	-	–
Community and public safety	Maintenance Cctv Cameras - Ward 110	WPX.0014073	*Enhanced peace and security in Africa*	*Governance*	Effct law enfrcmnt to make comm safer ot	110	18.48191809	*-34.06117173*	55	–	–	–	–	–	-	–
Community and public safety	Maintenance Cctv Cameras - Ward 65	WPX.0014074	*Enhanced peace and security in Africa*	*Governance*	Effct law enfrcmnt to make comm safer ot	65	18.50563494	*-34.03714874*	100	100	100	–	–	–	-	100
Community and public safety	Maintenance Cctv/Lpr Cameras - Ward 1	WPX.0014075	*Enhanced peace and security in Africa*	*Governance*	Effct law enfrcmnt to make comm safer ot	1	18.57103624	*-33.86259082*	50	50	50	–	–	–	-	50
Community and public safety	Maintenance Cctv/Lpr Cameras - Ward 113	WPX.0014076	*Enhanced peace and security in Africa*	*Governance*	Effct law enfrcmnt to make comm safer ot	113	18.50979497	*-33.83235699*	100	100	100	–	–	–	-	100
Community and public safety	Maintenance Cctv/Lpr Cameras - Ward 4	WPX.0014077	*Enhanced peace and security in Africa*	*Governance*	Effct law enfrcmnt to make comm safer ot	4	18.51238051	*-33.86358637*	70	20	20	17	–	17	100.0%	20
Community and public safety	Maintenance Cctv/Lpr Cameras - Ward 5	WPX.0014078	*Enhanced peace and security in Africa*	*Governance*	Effct law enfrcmnt to make comm safer ot	5	18.54504912	*-33.85220964*	50	70	70	61	–	61	100.0%	70
Community and public safety	Maintenance Cctv/Lpr Cameras - Ward 112	WPX.0014079	*Enhanced peace and security in Africa*	*Governance*	Effct law enfrcmnt to make comm safer ot	112	18.65342272	*-33.83454229*	30	80	80	70	–	70	100.0%	80
Community and public safety	Maintenance Cctv/Lpr Cameras - Ward 70	WPX.0014080	*Enhanced peace and security in Africa*	*Governance*	Effct law enfrcmnt to make comm safer ot	70	18.61199653	*-33.85739053*	–	50	50	43	–	43	100.0%	50
Governance and administration	Nw Equipment - Ward 96	WPX.0014092	*An ethical, capable, and professional public service*	*Growth*	Strengthth Partner for safer commnty oth	96	18.70647917	*-34.04146456*	100	100	100	–	–	–	-	100
Governance and administration	Nw Equipment - Ward 97	WPX.0014094	*An ethical, capable, and professional public service*	*Growth*	Strengthth Partner for safer commnty oth	97	18.68054537	*-34.04749971*	–	100	100	–	–	–	-	100
Governance and administration	Nw Equipment - Ward 98	WPX.0014096	*An ethical, capable, and professional public service*	*Growth*	Strengthth Partner for safer commnty oth	98	18.66242303	*-34.05090742*	–	50	50	–	–	–	-	50
Governance and administration	Nw Equipment - Ward 60	WPX.0014098	*An ethical, capable, and professional public service*	*Growth*	Strengthth Partner for safer commnty oth	60	18.50232238	*-33.99203343*	100	100	100	–	–	–	-	100
Governance and administration	Nw Equipment - Ward 78	WPX.0014115	*An ethical, capable, and professional public service*	*Growth*	Strengthth Partner for safer commnty oth	78	18.60748624	*-34.03916403*	–	50	50	–	–	–	-	50
Governance and administration	Nw Equipment - Ward 110	WPX.0014117	*An ethical, capable, and professional public service*	*Growth*	Strengthth Partner for safer commnty oth	110	18.48191809	*-34.06117173*	100	100	100	–	–	–	-	100
Community and public safety	Heritage Programme - Ward 18	WPX.0014128	*Reduced poverty and improved livelihoods*	*Governance*	Social Inclusion and Wellbeing Programme	18	18.63763656	*-34.01062742*	100	100	100	–	–	–	-	100
Community and public safety	Heritage Programme - Ward 87	WPX.0014129	*Reduced poverty and improved livelihoods*	*Governance*	Social Inclusion and Wellbeing Programme	87	18.64970049	*-34.0116774*	100	100	100	–	–	–	-	100
Governance and administration	Nw Equipment - Ward 66	WPX.0014141	*An ethical, capable, and professional public service*	*Growth*	Strengthth Partner for safer commnty oth	66	18.50971925	*-34.01727885*	80	65	65	–	–	–	-	65
Governance and administration	Nw Equipment - Ward 67	WPX.0014143	*An ethical, capable, and professional public service*	*Growth*	Strengthth Partner for safer commnty oth	67	18.5177619	*-34.06974173*	60	–	–	–	–	–	-	–
Community and public safety	Heritage Programme - Ward 90	WPX.0014151	*Reduced poverty and improved livelihoods*	*Governance*	Social Inclusion and Wellbeing Programme	90	18.64437223	*-34.03066552*	149	100	100	–	–	–	-	100
Community and public safety	Heritage Programme - Ward 93	WPX.0014153	*Reduced poverty and improved livelihoods*	*Governance*	Social Inclusion and Wellbeing Programme	93	18.68404763	*-34.03073386*	200	200	200	–	–	–	-	200
Governance and administration	Nw Equipment - Ward 19	WPX.0014157	*An ethical, capable, and professional public service*	*Growth*	Strengthth Partner for safer commnty oth	19	18.66911122	*-33.95769848*	100	135	135	–	–	–	-	135
Governance and administration	Nw Equipment - Ward 4	WPX.0014159	*An ethical, capable, and professional public service*	*Growth*	Strengthth Partner for safer commnty oth	4	18.51238051	*-33.86358637*	80	–	–	–	–	–	-	–
Community and public safety	Tree Planting - Woodstock	WPX.0014162	*Improved service delivery in the local government sphere*	*Governance*	Quality & safe parks & rec facilit com ot	115	18.43740852	*-33.92458525*	50	–	–	–	–	–	-	–
Governance and administration	Nw Equipment - Ward 63	WPX.0014178	*An ethical, capable, and professional public service*	*Growth*	Strengthth Partner for safer commnty oth	63	18.48233857	*-34.01756719*	40	40	40	–	–	–	-	40
Governance and administration	Ecd Equipment - Ward 95	WPX.0014181	*Reduced poverty and improved livelihoods*	*Governance*	Social Inclusion and Wellbeing Programme	95	18.71260275	*-34.06305742*	80	–	–	–	–	–	-	–
Governance and administration	Ecd Equipment - Ward 96	WPX.0014183	*Reduced poverty and improved livelihoods*	*Governance*	Social Inclusion and Wellbeing Programme	96	18.70647917	*-34.04146456*	70	–	–	–	–	–	-	–
Governance and administration	Nw Equipment - Ward 71	WPX.0014188	*An ethical, capable, and professional public service*	*Growth*	Strengthth Partner for safer commnty oth	71	18.4215755	*-34.07014868*	30	30	30	–	–	–	-	30
Governance and administration	Nw Equipment - Ward 108	WPX.0014199	*An ethical, capable, and professional public service*	*Growth*	Strengthth Partner for safer commnty oth	108	18.67712691	*-33.98284001*	100	–	–	–	–	–	-	–
Governance and administration	Nw Equipment - Ward 109	WPX.0014201	*An ethical, capable, and professional public service*	*Growth*	Strengthth Partner for safer commnty oth	109	18.75674254	*-34.05698245*	25	50	50	–	–	–	-	50
Governance and administration	Nw Equipment - Ward 16	WPX.0014203	*An ethical, capable, and professional public service*	*Growth*	Strengthth Partner for safer commnty oth	16	18.71657505	*-34.01972369*	80	104	104	–	–	–	-	104
Governance and administration	Nw Equipment - Ward 17	WPX.0014205	*An ethical, capable, and professional public service*	*Growth*	Strengthth Partner for safer commnty oth	17	18.7045077	*-33.99734619*	–	100	100	–	–	–	-	100
Governance and administration	Nw Equipment - Ward 95	WPX.0014207	*An ethical, capable, and professional public service*	*Growth*	Strengthth Partner for safer commnty oth	95	18.71260275	*-34.06305742*	100	100	100	–	–	–	-	100
Governance and administration	Disability Awareness - Ward 96	WPX.0014223	*Reduced poverty and improved livelihoods*	*Governance*	Social Inclusion and Wellbeing Programme	96	18.70647917	*-34.04146456*	59	–	–	–	–	–	-	–
Governance and administration	Nw Equipment - Ward 28	WPX.0014227	*An ethical, capable, and professional public service*	*Growth*	Strengthth Partner for safer commnty oth	28	18.56101513	*-33.9286334*	50	40	40	–	–	–	-	40
Governance and administration	Nw Equipment - Ward 5	WPX.0014231	*An ethical, capable, and professional public service*	*Growth*	Strengthth Partner for safer commnty oth	5	18.54504912	*-33.85220964*	200	–	–	–	–	–	-	–
Governance and administration	Nw Equipment - Ward 21	WPX.0014241	*An ethical, capable, and professional public service*	*Growth*	Strengthth Partner for safer commnty oth	21	18.65332397	*-33.86163013*	–	75	75	–	–	–	-	75
Governance and administration	Nw Equipment - Ward 18	WPX.0014243	*An ethical, capable, and professional public service*	*Growth*	Strengthth Partner for safer commnty oth	18	18.63763656	*-34.01062742*	–	50	50	–	–	–	-	50
Governance and administration	Nw Equipment - Ward 37	WPX.0014247	*An ethical, capable, and professional public service*	*Growth*	Strengthth Partner for safer commnty oth	37	18.58643858	*-33.9933676*	–	50	50	–	–	–	-	50
Governance and administration	Nw Equipment - Ward 30	WPX.0014249	*An ethical, capable, and professional public service*	*Growth*	Strengthth Partner for safer commnty oth	30	18.54995934	*-33.99150114*	–	50	50	–	–	–	-	50

R thousand									2025/26	Budget Year 2026/27						
Function	Project Description	Project Number	MTDP Service Outcome	IUDF	Own Strategic Objectives	Ward Location	GPS Longitude	GPS Lattitude	Audited Outcome	Original Budget	Adjusted Budget	YearTD actual	YearTD budget	YTD variance	YTD variance %	Full Year Forecast
Governance and administration	Nw Equipment - Ward 46	WPX.0014255	*An ethical, capable, and professional public service*	*Growth*	Strengthth Partner for safer commnty oth	46	18.53489021	*-33.97515138*	–	70	70	–	–	–	-	70
Governance and administration	Nw Equipment - Ward 12	WPX.0014257	*An ethical, capable, and professional public service*	*Growth*	Strengthth Partner for safer commnty oth	12	18.64519546	*-33.94590017*	30	30	30	–	–	–	-	30
Governance and administration	Nw Equipment - Ward 13	WPX.0014259	*An ethical, capable, and professional public service*	*Growth*	Strengthth Partner for safer commnty oth	13	18.64042116	*-33.95836273*	50	50	50	–	–	–	-	50
Governance and administration	Nw Equipment - Ward 20	WPX.0014261	*An ethical, capable, and professional public service*	*Growth*	Strengthth Partner for safer commnty oth	20	18.64421216	*-33.9705465*	50	–	–	–	–	–	-	–
Governance and administration	Nw Equipment - Ward 24	WPX.0014263	*An ethical, capable, and professional public service*	*Growth*	Strengthth Partner for safer commnty oth	24	18.62824262	*-33.99327177*	50	100	100	–	–	–	-	100
Governance and administration	Disability Awareness - Ward 93	WPX.0014279	*Reduced poverty and improved livelihoods*	*Governance*	Social Inclusion and Wellbeing Programme	93	18.68404763	*-34.03073386*	99	100	100	–	–	–	-	100
Governance and administration	Ecd Equipment - Ward 88	WPX.0014285	*Reduced poverty and improved livelihoods*	*Governance*	Social Inclusion and Wellbeing Programme	88	18.60136244	*-34.01330429*	50	–	–	–	–	–	-	–
Governance and administration	Substance Abuse Awareness - Ward 111	WPX.0014289	*Reduced poverty and improved livelihoods*	*Governance*	Social Inclusion and Wellbeing Programme	111	18.70564755	*-33.85929222*	50	–	–	–	–	–	-	–
Governance and administration	Disabled Sector Programme - Ward 7	WPX.0014290	*Reduced poverty and improved livelihoods*	*Governance*	Social Inclusion and Wellbeing Programme	7	18.71779748	*-33.87783532*	33	–	–	–	–	–	-	–
Governance and administration	Ecd Equipment - Ward 80	WPX.0014300	*Reduced poverty and improved livelihoods*	*Governance*	Social Inclusion and Wellbeing Programme	80	18.57361771	*-34.00690783*	50	–	–	–	–	–	-	–
Governance and administration	Fieldworkers Overtime - Ward 54	WPX.0014337	*Reduced poverty and improved livelihoods*	*Governance*	Social Inclusion and Wellbeing Programme	54	18.38477535	*-33.96654908*	75	–	–	–	–	–	-	–
Governance and administration	Women Empowerment - Ward 32	WPX.0014341	*Reduced poverty and improved livelihoods*	*Governance*	Social Inclusion and Wellbeing Programme	32	18.51150386	*-33.62020498*	79	80	80	–	40	(40)	-100.0%	80
Economic and environmental services	Gugulethu Meat Market - Assistants	WPX.0014359	*Increased employment and work opportunities*	*Inclusion & access*	Inclusive econ develop & growth programe	41	18.56248463	*-33.98969283*	(22)	–	–	–	–	–	-	–
Governance and administration	Grants-In-Aid - Subcouncil 19	WPX.0014370	*Digital transformation across the state*	*Growth*	Modernised & adaptive governance Program	919	18.41519519	*-34.03769502*	–	706	706	–	–	–	-	706
Community and public safety	Law Enforcement Officer - Ward 63	WPX.0014371	*Enhanced peace and security in Africa*	*Governance*	Effct law enfrcmnt to make comm safer ot	63	18.48233857	*-34.01756719*	342	–	–	–	–	–	-	–
Governance and administration	Capacity Building For Seniors - Ward 84	WPX.0014389	*Reduced poverty and improved livelihoods*	*Governance*	Social Inclusion and Wellbeing Programme	84	18.92228392	*-34.07403108*	30	30	30	–	–	–	-	30
Governance and administration	Ecd Equipment - Ward 37	WPX.0014401	*Reduced poverty and improved livelihoods*	*Governance*	Social Inclusion and Wellbeing Programme	37	18.58643858	*-33.9933676*	50	–	–	–	–	–	-	–
Governance and administration	Grants-In-Aid - Ward 86	WPX.0014453	*Digital transformation across the state*	*Growth*	Modernised & adaptive governance Program	86	18.86486379	*-34.11819966*	–	20	20	–	–	–	-	20
Trading services	Canal Cleaning - Ward 86	WPX.0014462	*Improved service delivery in the local government sphere*	*Spatial integration*	Healthy urban waterways programme	86	18.86486379	*-34.11819966*	248	250	250	–	–	–	-	250
Governance and administration	Gia: Patch-Helderberg Child Abuse Centre	WPX.0014503	*Digital transformation across the state*	*Growth*	Modernised & adaptive governance Program	15	18.83639051	*-34.05957731*	120	–	–	–	–	–	-	–
Governance and administration	Gia: Gabriella Centre	WPX.0014505	*Digital transformation across the state*	*Growth*	Modernised & adaptive governance Program	15	18.83639051	*-34.05957731*	90	–	–	–	–	–	-	–
Governance and administration	Gia: Strong Schools Colloborative W15	WPX.0014507	*Digital transformation across the state*	*Growth*	Modernised & adaptive governance Program	15	18.83639051	*-34.05957731*	97	–	–	–	–	–	-	–
Trading services	Area Cleaning - Ward 63	WPX.0014521	*Improved service delivery in the local government sphere*	*Growth*	Promotg Cleanliness& illegal dumping prg	63	18.48233857	*-34.01756719*	120	120	120	–	–	–	-	120
Community and public safety	Traffic Services Overtime - Ward 71	WPX.0014534	*Enhanced peace and security in Africa*	*Governance*	Effct law enfrcmnt to make comm safer ot	71	18.4215755	*-34.07014868*	60	90	90	32	15	17	114.0%	90
Governance and administration	Substance Abuse Awareness - Ward 102	WPX.0014572	*Reduced poverty and improved livelihoods*	*Governance*	Social Inclusion and Wellbeing Programme	102	18.73421146	*-33.81890312*	30	–	–	–	–	–	-	–
Economic and environmental services	Green Jobs - Ward 30	WPX.0014603	*Improved service delivery in the local government sphere*	*Spatial integration*	Environm & Biodiversity Managt Programme	30	18.54995934	*-33.99150114*	–	80	80	–	–	–	-	80
Community and public safety	Community Clean Up - The Range	WPX.0014607	*Reduced poverty and improved livelihoods*	*Inclusion & access*	Public Rental Housing Programme	28	18.56101513	*-33.9286334*	82	–	–	–	–	–	-	–
Economic and environmental services	Community Based Vendor Training - W93	WPX.0014612	*Increased employment and work opportunities*	*Inclusion & access*	Inclusive econ develop & growth programe	93	18.68404763	*-34.03073386*	40	100	100	–	–	–	-	100
Economic and environmental services	Community Based Vendor Training - W90	WPX.0014614	*Increased employment and work opportunities*	*Inclusion & access*	Inclusive econ develop & growth programe	90	18.64437223	*-34.03066552*	107	150	150	–	–	–	-	150
Economic and environmental services	Community Based Vendor Training - W87	WPX.0014616	*Increased employment and work opportunities*	*Inclusion & access*	Inclusive econ develop & growth programe	87	18.64970049	*-34.0116774*	–	50	50	–	–	–	-	50
Community and public safety	Personal Hygiene Programme - Ward 18	WPX.0014619	*Improved access to affordable and quality healthcare*	*Inclusion & access*	City Health Programme	18	18.63763656	*-34.01062742*	–	50	50	–	–	–	-	50
Community and public safety	Job Creation: Rodent Control - Ward 18	WPX.0014620	*Improved access to affordable and quality healthcare*	*Inclusion & access*	City Health Programme	18	18.63763656	*-34.01062742*	100	250	250	–	–	–	-	250
Economic and environmental services	Environmental Awareness Programme - W107	WPX.0014621	*Improved service delivery in the local government sphere*	*Spatial integration*	Environm & Biodiversity Managt Programme	107	18.49346085	*-33.80944892*	38	40	40	–	–	–	-	40
Economic and environmental services	Environmental Awareness Programme - W23	WPX.0014622	*Improved service delivery in the local government sphere*	*Spatial integration*	Environm & Biodiversity Managt Programme	23	18.4923232	*-33.74125081*	48	50	50	–	–	–	-	50
Governance and administration	Grants-In-Aid: Sporting Bodies - Ward 87	WPX.0014626	*Digital transformation across the state*	*Growth*	Modernised & adaptive governance Program	87	18.64970049	*-34.0116774*	–	100	100	–	–	–	-	100
Community and public safety	Rocklands Library - Reading Programme	WPX.0014631	*Improved service delivery in the local government sphere*	*Inclusion & access*	Quality Community facilities programme	79	18.60612828	*-34.06718705*	10	10	10	3	3	–	-	10
Community and public safety	Stilwaney Flats - Repairs & Maintenance	WPX.0014644	*Reduced poverty and improved livelihoods*	*Inclusion & access*	Public Rental Housing Programme	9	18.64609882	*-33.92322813*	299	–	–	–	–	–	-	–
Community and public safety	Job Creation: Rodent Control - Ward 90	WPX.0014651	*Improved access to affordable and quality healthcare*	*Inclusion & access*	City Health Programme	90	18.64437223	*-34.03066552*	150	150	150	–	–	–	-	150
Community and public safety	Job Creation: Rodent Control - Ward 87	WPX.0014652	*Improved access to affordable and quality healthcare*	*Inclusion & access*	City Health Programme	87	18.64970049	*-34.0116774*	100	50	50	–	–	–	-	50
Community and public safety	Personal Hygiene Programme - Ward 87	WPX.0014653	*Improved access to affordable and quality healthcare*	*Inclusion & access*	City Health Programme	87	18.64970049	*-34.0116774*	50	–	–	–	–	–	-	–
Community and public safety	Personal Hygiene Programme - Ward 90	WPX.0014654	*Improved access to affordable and quality healthcare*	*Inclusion & access*	City Health Programme	90	18.64437223	*-34.03066552*	100	50	50	–	25	(25)	-100.0%	50
Governance and administration	Disabled Sector Programme - Ward 6	WPX.0014659	*Reduced poverty and improved livelihoods*	*Governance*	Social Inclusion and Wellbeing Programme	6	18.73912952	*-33.87286115*	50	–	–	–	–	–	-	–

R thousand									2025/26	Budget Year 2026/27						
Function	Project Description	Project Number	MTDP Service Outcome	IUDF	Own Strategic Objectives	Ward Location	GPS Longitude	GPS Lattitude	Audited Outcome	Original Budget	Adjusted Budget	YearTD actual	YearTD budget	YTD variance	YTD variance %	Full Year Forecast
Governance and administration	Health Awareness - Informal Settlem W66	WPX.0014677	*Improved access to affordable and quality healthcare*	*Inclusion & access*	City Health Programme	66	18.50971925	*-34.01727885*	30	–	–	–	–	–	-	–
Governance and administration	Ecd Equipment - Ward 30	WPX.0014680	*Reduced poverty and improved livelihoods*	*Governance*	Social Inclusion and Wellbeing Programme	30	18.54995934	*-33.99150114*	89	–	–	–	–	–	-	–
Economic and environmental services	Summer Market - Steenberg	WPX.0014681	*Increased employment and work opportunities*	*Inclusion & access*	Inclusive econ develop & growth programe	68	18.47290229	*-34.07139085*	–	468	468	–	–	–	-	468
Governance and administration	Nw Equipment - Ward 1	WPX.0014688	*An ethical, capable, and professional public service*	*Growth*	Strengthth Partner for safer commnty oth	1	18.57103624	*-33.86259082*	50	–	–	–	–	–	-	–
Economic and environmental services	Youth Development - Computers - Ward 62	WPX.0014699	*Reduced poverty and improved livelihoods*	*Spatial integration*	Targeted Urban Development Programme	62	18.43367901	*-34.00096968*	100	100	100	–	–	–	-	100
Governance and administration	Youth Development Programme - Ward 27	WPX.0014713	*Reduced poverty and improved livelihoods*	*Governance*	Social Inclusion and Wellbeing Programme	27	18.54849195	*-33.89964299*	83	50	50	–	–	–	-	50
Governance and administration	Youth Development Programme - Ward 28	WPX.0014716	*Reduced poverty and improved livelihoods*	*Governance*	Social Inclusion and Wellbeing Programme	28	18.56101513	*-33.9286334*	50	130	130	–	–	–	-	130
Governance and administration	Women For Change - Ward 106	WPX.0014726	*Reduced poverty and improved livelihoods*	*Governance*	Social Inclusion and Wellbeing Programme	106	18.64007311	*-33.98122125*	248	–	–	–	–	–	-	–
Governance and administration	Capacity Building For Seniors - Ward 89	WPX.0014738	*Reduced poverty and improved livelihoods*	*Governance*	Social Inclusion and Wellbeing Programme	89	18.65994116	*-34.01604825*	99	100	100	–	–	–	-	100
Governance and administration	Capacity Building For Seniors - Ward 91	WPX.0014739	*Reduced poverty and improved livelihoods*	*Governance*	Social Inclusion and Wellbeing Programme	91	18.65997188	*-34.02435596*	100	100	100	–	–	–	-	100
Governance and administration	Capacity Building For Seniors - Ward 114	WPX.0014741	*Reduced poverty and improved livelihoods*	*Governance*	Social Inclusion and Wellbeing Programme	114	18.66539534	*-34.00241057*	100	100	100	–	–	–	-	100
Governance and administration	Disability Awareness - Ward 114	WPX.0014744	*Reduced poverty and improved livelihoods*	*Governance*	Social Inclusion and Wellbeing Programme	114	18.66539534	*-34.00241057*	48	50	50	9	9	–	-	50
Community and public safety	Heritage Programme - Ward 114	WPX.0014745	*Reduced poverty and improved livelihoods*	*Governance*	Social Inclusion and Wellbeing Programme	114	18.66539534	*-34.00241057*	250	250	250	–	–	–	-	250
Governance and administration	Capacity Building For Seniors - Ward 93	WPX.0014747	*Reduced poverty and improved livelihoods*	*Governance*	Social Inclusion and Wellbeing Programme	93	18.68404763	*-34.03073386*	94	100	100	–	–	–	-	100
Governance and administration	Capacity Building For Seniors - Ward 18	WPX.0014748	*Reduced poverty and improved livelihoods*	*Governance*	Social Inclusion and Wellbeing Programme	18	18.63763656	*-34.01062742*	98	100	100	–	–	–	-	100
Governance and administration	Disability Awareness - Ward 18	WPX.0014749	*Reduced poverty and improved livelihoods*	*Governance*	Social Inclusion and Wellbeing Programme	18	18.63763656	*-34.01062742*	50	–	–	–	–	–	-	–
Governance and administration	Capacity Building For Seniors - Ward 90	WPX.0014750	*Reduced poverty and improved livelihoods*	*Governance*	Social Inclusion and Wellbeing Programme	90	18.64437223	*-34.03066552*	99	100	100	–	–	–	-	100
Governance and administration	Capacity Building For Seniors - Ward 87	WPX.0014751	*Reduced poverty and improved livelihoods*	*Governance*	Social Inclusion and Wellbeing Programme	87	18.64970049	*-34.0116774*	98	100	100	–	–	–	-	100
Governance and administration	Ecd Equipment - Ward 82	WPX.0014765	*Reduced poverty and improved livelihoods*	*Governance*	Social Inclusion and Wellbeing Programme	82	18.63366306	*-34.06598036*	200	–	–	–	–	–	-	–
Governance and administration	Ecd Equipment - Ward 38	WPX.0014770	*Reduced poverty and improved livelihoods*	*Governance*	Social Inclusion and Wellbeing Programme	38	18.5782144	*-33.9903738*	–	150	150	–	–	–	-	150
Governance and administration	Nw Equipment - Ward 22	WPX.0014771	*An ethical, capable, and professional public service*	*Growth*	Strengthth Partner for safer commnty oth	22	18.60734331	*-33.96095289*	50	–	–	–	–	–	-	–
Governance and administration	Nw Equipment - Ward 103	WPX.0014773	*An ethical, capable, and professional public service*	*Growth*	Strengthth Partner for safer commnty oth	103	18.68300383	*-33.84230567*	25	30	30	–	–	–	-	30
Governance and administration	Nw Support Programme - Ward 86	WPX.0014774	*An ethical, capable, and professional public service*	*Growth*	Strengthth Partner for safer commnty oth	86	18.86486379	*-34.11819966*	70	70	70	–	–	–	-	70
Governance and administration	Nw Equipment - Ward 114	WPX.0014776	*An ethical, capable, and professional public service*	*Growth*	Strengthth Partner for safer commnty oth	114	18.66539534	*-34.00241057*	100	100	100	–	–	–	-	100
Governance and administration	Nw Equipment - Ward 82	WPX.0014778	*An ethical, capable, and professional public service*	*Growth*	Strengthth Partner for safer commnty oth	82	18.63366306	*-34.06598036*	150	–	–	–	–	–	-	–
Governance and administration	Nw Equipment - Ward 80	WPX.0014779	*An ethical, capable, and professional public service*	*Growth*	Strengthth Partner for safer commnty oth	80	18.57361771	*-34.00690783*	100	–	–	–	–	–	-	–
Governance and administration	Nw Patrol Equipment - Ward 40	WPX.0014780	*An ethical, capable, and professional public service*	*Growth*	Strengthth Partner for safer commnty oth	40	18.57387679	*-33.97340872*	100	100	100	–	–	–	-	100
Governance and administration	Nw Patrol Equipment - Ward 30	WPX.0014781	*An ethical, capable, and professional public service*	*Growth*	Strengthth Partner for safer commnty oth	30	18.54995934	*-33.99150114*	100	–	–	–	–	–	-	–
Governance and administration	Nw Patrol Equipment - Ward 49	WPX.0014782	*An ethical, capable, and professional public service*	*Growth*	Strengthth Partner for safer commnty oth	49	18.5190231	*-33.95738146*	150	–	–	–	–	–	-	–
Governance and administration	Nw Patrol Equipment - Ward 46	WPX.0014783	*An ethical, capable, and professional public service*	*Growth*	Strengthth Partner for safer commnty oth	46	18.53489021	*-33.97515138*	100	–	–	–	–	–	-	–
Community and public safety	Sport & Rec Youth Programme - Ward 72	WPX.0014789	*Improved service delivery in the local government sphere*	*Governance*	Quity & safe parks & rec facilit com ot	72	18.47672844	*-34.04684691*	30	–	–	–	–	–	-	–
Community and public safety	Park Attendant - Myeza Park	WPX.0014807	*Improved service delivery in the local government sphere*	*Governance*	Quity & safe parks & rec facilit com ot	69	18.37927292	*-34.10694214*	(123)	–	–	–	–	–	-	–
Governance and administration	Communication Netw Impr - Melkbosst Nw	WPX.0014812	*An ethical, capable, and professional public service*	*Growth*	Strengthth Partner for safer commnty oth	23	18.4923232	*-33.74125081*	280	300	300	–	–	–	-	300
Governance and administration	Situational Crime Prevention - Ward 63	WPX.0014816	*An ethical, capable, and professional public service*	*Growth*	Strengthth Partner for safer commnty oth	63	18.48233857	*-34.01756719*	3	–	–	–	–	–	-	–
Governance and administration	Ecd Equipment - Ward 33	WPX.0014829	*Reduced poverty and improved livelihoods*	*Governance*	Social Inclusion and Wellbeing Programme	33	18.57874232	*-34.01921051*	100	–	–	–	–	–	-	–
Governance and administration	Ecd Equipment - Ward 65	WPX.0014833	*Reduced poverty and improved livelihoods*	*Governance*	Social Inclusion and Wellbeing Programme	65	18.50563494	*-34.03714874*	100	–	–	–	–	–	-	–
Governance and administration	Ecd Equipment - Ward 67	WPX.0014844	*Reduced poverty and improved livelihoods*	*Governance*	Social Inclusion and Wellbeing Programme	67	18.5177619	*-34.06974173*	50	–	–	–	–	–	-	–
Governance and administration	Youth Empowering Programme - Ward 73	WPX.0014849	*Reduced poverty and improved livelihoods*	*Governance*	Social Inclusion and Wellbeing Programme	73	18.45652594	*-34.03668853*	59	–	–	–	–	–	-	–
Governance and administration	Men Inspired Programme - Ward 17	WPX.0014859	*Reduced poverty and improved livelihoods*	*Governance*	Social Inclusion and Wellbeing Programme	17	18.7045077	*-33.99734619*	100	–	–	–	–	–	-	–
Governance and administration	Ecd Equipment - Ward 17	WPX.0014860	*Reduced poverty and improved livelihoods*	*Governance*	Social Inclusion and Wellbeing Programme	17	18.7045077	*-33.99734619*	50	–	–	–	–	–	-	–
Community and public safety	Kalksteenfontein Comm Centre - Caretaker	WPX.0014876	*Improved service delivery in the local government sphere*	*Governance*	Quity & safe parks & rec facilit com ot	31	18.57512024	*-33.96054055*	(101)	–	–	–	–	–	-	–
Community and public safety	Heritage Day Event - Ward 86	WPX.0014884	*Improved service delivery in the local government sphere*	*Governance*	Quity & safe parks & rec facilit com ot	86	18.86486379	*-34.11819966*	18	50	50	–	–	–	-	50

R thousand									2025/26	Budget Year 2026/27						
Function	Project Description	Project Number	MTDP Service Outcome	IUDF	Own Strategic Objectives	Ward Location	GPS Longitude	GPS Lattitude	Audited Outcome	Original Budget	Adjusted Budget	YearTD actual	YearTD budget	YTD variance	YTD variance %	Full Year Forecast
Community and public safety	Sports Programme - Ward 86	WPX.0014886	*Improved service delivery in the local government sphere*	*Governance*	Quality & safe parks & rec facilit com ot	86	18.86486379	*-34.11819966*	74	100	100	–	15	(15)	-100.0%	100
Community and public safety	Sports Tournament - Ward 93	WPX.0014890	*Improved service delivery in the local government sphere*	*Governance*	Quality & safe parks & rec facilit com ot	93	18.68404763	*-34.03073386*	100	100	100	–	–	–	-	100
Governance and administration	Disability Awareness - Ward 108	WPX.0014897	*Reduced poverty and improved livelihoods*	*Governance*	Social Inclusion and Wellbeing Programme	108	18.67712691	*-33.98284001*	28	–	–	–	–	–	-	–
Community and public safety	Maintenance Cctv/Lpr Cameras - Ward 107	WPX.0014904	*Enhanced peace and security in Africa*	*Governance*	Effct law enfrcmnt to make comm safer ot	107	18.49346085	*-33.80944892*	90	90	90	78	–	78	100.0%	90
Community and public safety	Maintenance Cctv/Lpr Cameras - Ward 103	WPX.0014905	*Enhanced peace and security in Africa*	*Governance*	Effct law enfrcmnt to make comm safer ot	103	18.68300383	*-33.84230567*	22	25	25	–	–	–	-	25
Community and public safety	Maintenance Cctv/Lpr Cameras - Ward 83	WPX.0014906	*Enhanced peace and security in Africa*	*Governance*	Effct law enfrcmnt to make comm safer ot	83	18.81904302	*-34.09054507*	50	–	–	–	–	–	-	–
Community and public safety	Maintenance Cctv/Lpr Cameras - Ward 62	WPX.0014909	*Enhanced peace and security in Africa*	*Governance*	Effct law enfrcmnt to make comm safer ot	62	18.43367901	*-34.00096968*	100	100	100	87	–	87	100.0%	100
Community and public safety	Maintenance Cctv/Lpr Cameras - Ward 71	WPX.0014910	*Enhanced peace and security in Africa*	*Governance*	Effct law enfrcmnt to make comm safer ot	71	18.4215755	*-34.07014868*	55	56	56	48	–	48	100.0%	56
Community and public safety	Senior Wellness Programme - Ward 110	WPX.0014911	*Improved service delivery in the local government sphere*	*Governance*	Quality & safe parks & rec facilit com ot	110	18.48191809	*-34.06117173*	99	–	–	–	–	–	-	–
Community and public safety	Part Time Traffic Attendants - Ward 27	WPX.0014917	*Enhanced peace and security in Africa*	*Governance*	Effct law enfrcmnt to make comm safer ot	27	18.54849195	*-33.89964299*	130	140	140	23	23	–	-	140
Trading services	Alien Vegetation Removal - Ward 70	WPX.0014930	*Improved service delivery in the local government sphere*	*Spatial integration*	Healthy urban waterways programme	70	18.61199653	*-33.85739053*	36	40	40	–	–	–	-	40
Community and public safety	Alien Vegetation Removal - Ward 62	WPX.0014933	*Improved service delivery in the local government sphere*	*Governance*	Quality & safe parks & rec facilit com ot	62	18.43367901	*-34.00096968*	69	70	70	–	–	–	-	70
Community and public safety	Park Maintenance Tools - Ward 62	WPX.0014935	*Improved service delivery in the local government sphere*	*Governance*	Quality & safe parks & rec facilit com ot	62	18.43367901	*-34.00096968*	19	50	50	–	–	–	-	50
Community and public safety	Park Buddies - Ward 71	WPX.0014939	*Improved service delivery in the local government sphere*	*Governance*	Quality & safe parks & rec facilit com ot	71	18.4215755	*-34.07014868*	40	40	40	–	–	–	-	40
Community and public safety	Job Creation - Ward 81	WPX.0014961	*Improved service delivery in the local government sphere*	*Governance*	Quality & safe parks & rec facilit com ot	81	18.59865526	*-34.05408459*	(5)	–	–	–	–	–	-	–
Community and public safety	Parks Maintenance - Ward 86	WPX.0014972	*Improved service delivery in the local government sphere*	*Governance*	Quality & safe parks & rec facilit com ot	86	18.86486379	*-34.11819966*	50	50	50	7	–	7	100.0%	50
Community and public safety	Park Buddies - Ward 25	WPX.0014975	*Improved service delivery in the local government sphere*	*Governance*	Quality & safe parks & rec facilit com ot	25	18.59443666	*-33.93031222*	133	175	175	–	–	–	-	175
Community and public safety	Horticultural Maintenance - Ward 26	WPX.0014979	*Improved service delivery in the local government sphere*	*Governance*	Quality & safe parks & rec facilit com ot	26	18.57723015	*-33.91480807*	130	–	–	–	–	–	-	–
Community and public safety	Parks Maintenance - Ward 48	WPX.0014984	*Improved service delivery in the local government sphere*	*Governance*	Quality & safe parks & rec facilit com ot	48	18.50881212	*-33.97561838*	(305)	–	–	–	–	–	-	–
Community and public safety	Sports Tournament - Ward 46	WPX.0015004	*Improved service delivery in the local government sphere*	*Governance*	Quality & safe parks & rec facilit com ot	46	18.53489021	*-33.97515138*	130	–	–	–	–	–	-	–
Community and public safety	Park Maintenance - Ward 8	WPX.0015010	*Improved service delivery in the local government sphere*	*Governance*	Quality & safe parks & rec facilit com ot	8	18.69338434	*-33.89983676*	(98)	–	–	–	–	–	-	–
Community and public safety	Park Buddies - Ward 104	WPX.0015022	*Improved service delivery in the local government sphere*	*Governance*	Quality & safe parks & rec facilit com ot	104	18.53267328	*-33.81205251*	49	50	50	–	–	–	-	50
Community and public safety	Park Buddies - Ward 113	WPX.0015024	*Improved service delivery in the local government sphere*	*Governance*	Quality & safe parks & rec facilit com ot	113	18.50979497	*-33.83235699*	(184)	–	–	–	–	–	-	–
Community and public safety	Seniors Programme - Ward 104	WPX.0015026	*Improved service delivery in the local government sphere*	*Governance*	Quality & safe parks & rec facilit com ot	104	18.53267328	*-33.81205251*	100	–	–	–	–	–	-	–
Community and public safety	Youth Development - Ward 22	WPX.0015041	*Improved service delivery in the local government sphere*	*Governance*	Quality & safe parks & rec facilit com ot	22	18.60734331	*-33.96095289*	50	–	–	–	–	–	-	–
Governance and administration	Men Empowerment - Ward 18	WPX.0015044	*Reduced poverty and improved livelihoods*	*Governance*	Social Inclusion and Wellbeing Programme	18	18.63763656	*-34.01062742*	50	–	–	–	–	–	-	–
Governance and administration	Disability Awareness - Ward 87	WPX.0015045	*Reduced poverty and improved livelihoods*	*Governance*	Social Inclusion and Wellbeing Programme	87	18.64970049	*-34.0116774*	49	50	50	9	9	–	-	50
Governance and administration	Women & Men Empowerment - Ward 87	WPX.0015046	*Reduced poverty and improved livelihoods*	*Governance*	Social Inclusion and Wellbeing Programme	87	18.64970049	*-34.0116774*	50	50	50	–	–	–	-	50
Community and public safety	Sport Tournament - Ward 29	WPX.0015062	*Improved service delivery in the local government sphere*	*Governance*	Quality & safe parks & rec facilit com ot	29	18.43857729	*-33.54859388*	240	200	200	–	–	–	-	200
Governance and administration	Annual Champion Awards - Ward 29	WPX.0015064	*Improved service delivery in the local government sphere*	*Governance*	Quality & safe parks & rec facilit com ot	29	18.43857729	*-33.54859388*	–	100	100	–	–	–	-	100
Community and public safety	Annual Rugby Tournament - Mamre	WPX.0015066	*Improved service delivery in the local government sphere*	*Governance*	Quality & safe parks & rec facilit com ot	29	18.43857729	*-33.54859388*	199	190	190	1	50	(49)	-97.1%	190
Community and public safety	Rebecca V Amsterdam Hall - Sports Equip	WPX.0015068	*Improved service delivery in the local government sphere*	*Governance*	Quality & safe parks & rec facilit com ot	32	18.51150386	*-33.62020498*	50	50	50	–	–	–	-	50
Governance and administration	Annual Champion Awards - Ward 32	WPX.0015070	*Improved service delivery in the local government sphere*	*Governance*	Quality & safe parks & rec facilit com ot	32	18.51150386	*-33.62020498*	–	100	100	–	–	–	-	100
Community and public safety	Recreational Programmes - Ward 23	WPX.0015072	*Improved service delivery in the local government sphere*	*Governance*	Quality & safe parks & rec facilit com ot	23	18.4923232	*-33.74125081*	83	100	100	–	–	–	-	100
Trading services	Inf Settl Ablution Facilities W85 - R&	WPX.0015085-F1	*Improved service delivery in the local government sphere*	*Inclusion & access*	Mainstr serv deliv inf settlem & bakyrd	85	18.84750119	*-34.11869385*	499	–	–	–	–	–	-	–
Community and public safety	Community Clean Up - Ward 25	WPX.0015086	*Reduced poverty and improved livelihoods*	*Inclusion & access*	Public Rental Housing Programme	25	18.59443666	*-33.93031222*	149	–	–	–	–	–	-	–
Community and public safety	Nooitgedacht Resource Centre - Caretaker	WPX.0015088	*Reduced poverty and improved livelihoods*	*Inclusion & access*	Public Rental Housing Programme	31	18.57512024	*-33.96054055*	31	70	70	2	–	2	100.0%	70
Trading services	Beach Cleaning Project - Sunset Beach	WPX.0015091	*Improved service delivery in the local government sphere*	*Growth*	Promotg Cleanliness& illegal dumping prg	4	18.51238051	*-33.86358637*	2	–	–	–	–	–	-	–
Trading services	Cleaning Operations Overtime - Ward 26	WPX.0015092	*Improved service delivery in the local government sphere*	*Growth*	Promotg Cleanliness& illegal dumping prg	26	18.57723015	*-33.91480807*	99	100	100	–	–	–	-	100
Trading services	Cleaning Operations Overtime - Ward 27	WPX.0015093	*Improved service delivery in the local government sphere*	*Growth*	Promotg Cleanliness& illegal dumping prg	27	18.54849195	*-33.89964299*	100	100	100	16	–	16	100.0%	100
Economic and environmental services	Job Creation - Ward 7	WPX.0015094	*Increased employment and work opportunities*	*Inclusion & access*	Inclusive econ develop & growth programe	7	18.71779748	*-33.87783532*	319	450	450	–	30	(30)	-100.0%	450
Governance and administration	Gia: Hillsong Africa Foundation Trust	WPX.0015102	*Digital transformation across the state*	*Growth*	Modernised & adaptive governance Program	73	18.45652594	*-34.03668853*	285	–	–	–	–	–	-	–

R thousand									2025/26	Budget Year 2026/27						
Function	Project Description	Project Number	MTDP Service Outcome	IUDF	Own Strategic Objectives	Ward Location	GPS Longitude	GPS Lattitude	Audited Outcome	Original Budget	Adjusted Budget	YearTD actual	YearTD budget	YTD variance	YTD variance %	Full Year Forecast
Community and public safety	Part Time Traffic Attendant - Ward 112	WPX.0015124	*Enhanced peace and security in Africa*	*Governance*	Effct law enfrcmnt to make comm safer ot	112	18.65342272	*-33.83454229*	70	–	–	–	–	–	-	–
Economic and environmental services	Green Jobs - Ward 97	WPX.0015125	*Improved service delivery in the local government sphere*	*Spatial integration*	Environm & Biodiversity Managt Programme	97	18.68054537	*-34.04749971*	160	250	250	–	–	–	-	250
Economic and environmental services	Green Jobs - Ward 58	WPX.0015126	*Improved service delivery in the local government sphere*	*Spatial integration*	Environm & Biodiversity Managt Programme	58	18.48250688	*-33.97943012*	530	100	100	–	–	–	-	100
Economic and environmental services	Green Jobs - Ward 34	WPX.0015127	*Improved service delivery in the local government sphere*	*Spatial integration*	Environm & Biodiversity Managt Programme	34	18.5844646	*-34.0104238*	200	–	–	–	–	–	-	–
Economic and environmental services	Green Jobs - Ward 41	WPX.0015128	*Improved service delivery in the local government sphere*	*Spatial integration*	Environm & Biodiversity Managt Programme	41	18.56248463	*-33.98969283*	100	100	100	–	–	–	-	100
Economic and environmental services	Green Jobs - Ward 40	WPX.0015129	*Improved service delivery in the local government sphere*	*Spatial integration*	Environm & Biodiversity Managt Programme	40	18.57387679	*-33.97340872*	200	–	–	–	–	–	-	–
Economic and environmental services	Green Jobs - Ward 46	WPX.0015130	*Improved service delivery in the local government sphere*	*Spatial integration*	Environm & Biodiversity Managt Programme	46	18.53489021	*-33.97515138*	150	–	–	–	–	–	-	–
Community and public safety	Community Clean Up - Ward 30	WPX.0015131	*Reduced poverty and improved livelihoods*	*Inclusion & access*	Public Rental Housing Programme	30	18.54995934	*-33.99150114*	–	170	170	–	–	–	-	170
Community and public safety	Park Buddies - Ward 106	WPX.0015139	*Improved service delivery in the local government sphere*	*Governance*	Quality & safe parks & rec facilit com ot	106	18.64007311	*-33.98122125*	150	–	–	–	–	–	-	–
Economic and environmental services	Sunset Beach Walkways - Repairs & Maint	WPX.0015150	*Improved service delivery in the local government sphere*	*Spatial integration*	Environm & Biodiversity Managt Programme	4	18.51238051	*-33.86358637*	126	–	–	–	–	–	-	–
Community and public safety	Park Buddies - Ward 36	WPX.0015152	*Improved service delivery in the local government sphere*	*Governance*	Quality & safe parks & rec facilit com ot	200	18.5949097	*-33.89079226*	(40)	–	–	–	–	–	-	–
Community and public safety	Park Buddies - Ward 28	WPX.0015158	*Improved service delivery in the local government sphere*	*Governance*	Quality & safe parks & rec facilit com ot	28	18.56101513	*-33.9286334*	(25)	–	–	–	–	–	-	–
Governance and administration	Fieldworkers Overtime - Ward 77	WPX.0015166	*Reduced poverty and improved livelihoods*	*Governance*	Social Inclusion and Wellbeing Programme	77	18.41474705	*-33.94737595*	(6)	–	–	–	–	–	-	–
Governance and administration	Huguenot Square Hall - Kitchen Utensils	WPX.0015170	*Reduced poverty and improved livelihoods*	*Governance*	City fac & property optimisation program	12	18.64519546	*-33.94590017*	4	–	–	–	–	–	-	–
Governance and administration	Grants-In-Aid - Ward 71	WPX.0015173	*Digital transformation across the state*	*Growth*	Modernised & adaptive governance Program	71	18.4215755	*-34.07014868*	–	130	130	–	–	–	-	130
Governance and administration	Women Empowerment - Ward 4	WPX.0015175	*Reduced poverty and improved livelihoods*	*Governance*	Social Inclusion and Wellbeing Programme	4	18.51238051	*-33.86358637*	30	–	–	–	–	–	-	–
Governance and administration	Youth Development Programme - Ward 4	WPX.0015176	*Reduced poverty and improved livelihoods*	*Governance*	Social Inclusion and Wellbeing Programme	4	18.51238051	*-33.86358637*	30	–	–	–	–	–	-	–
Governance and administration	Youth Development Programme - Ward 6	WPX.0015177	*Reduced poverty and improved livelihoods*	*Governance*	Social Inclusion and Wellbeing Programme	6	18.73912952	*-33.87286115*	100	100	100	–	–	–	-	100
Governance and administration	Capacity Building For Seniors - Ward 7	WPX.0015178	*Reduced poverty and improved livelihoods*	*Governance*	Social Inclusion and Wellbeing Programme	7	18.71779748	*-33.87783532*	50	–	–	–	–	–	-	–
Governance and administration	Youth Development Programme - Ward 7	WPX.0015179	*Reduced poverty and improved livelihoods*	*Governance*	Social Inclusion and Wellbeing Programme	7	18.71779748	*-33.87783532*	39	–	–	–	–	–	-	–
Governance and administration	Capacity Building For Seniors - Ward 23	WPX.0015180	*Reduced poverty and improved livelihoods*	*Governance*	Social Inclusion and Wellbeing Programme	23	18.4923232	*-33.74125081*	50	50	50	–	–	–	-	50
Economic and environmental services	Green Jobs - Ward 114	WPX.0015181	*Improved service delivery in the local government sphere*	*Spatial integration*	Environm & Biodiversity Managt Programme	114	18.66539534	*-34.00241057*	450	450	450	–	–	–	-	450
Economic and environmental services	Green Jobs - Subcouncil 9	WPX.0015182	*Improved service delivery in the local government sphere*	*Spatial integration*	Environm & Biodiversity Managt Programme	909	18.6609502	*-34.01473033*	1 820	2 320	2 320	–	–	–	-	2 320
Economic and environmental services	Green Jobs - Ward 95	WPX.0015183	*Improved service delivery in the local government sphere*	*Spatial integration*	Environm & Biodiversity Managt Programme	95	18.71260275	*-34.06305742*	100	100	100	–	–	–	-	100
Community and public safety	Community Clean Up - Springbok Place	WPX.0015185	*Reduced poverty and improved livelihoods*	*Inclusion & access*	Public Rental Housing Programme	28	18.56101513	*-33.9286334*	85	–	–	–	–	–	-	–
Community and public safety	Community Clean Up - Avonwood	WPX.0015186	*Reduced poverty and improved livelihoods*	*Inclusion & access*	Public Rental Housing Programme	28	18.56101513	*-33.9286334*	87	–	–	–	–	–	-	–
Community and public safety	Area Cleaning - Arena Court	WPX.0015187	*Reduced poverty and improved livelihoods*	*Inclusion & access*	Public Rental Housing Programme	2	18.58202398	*-33.89607653*	28	–	–	–	–	–	-	–
Community and public safety	Sir LowryS Pass Lib - Minor Tools&Equip	WPX.0015189	*Improved service delivery in the local government sphere*	*Inclusion & access*	Quality Community facilities programme	84	18.92228392	*-34.07403108*	10	–	–	–	–	–	-	–
Community and public safety	Lentegeur Library - Reading Programme	WPX.0015192	*Improved service delivery in the local government sphere*	*Inclusion & access*	Quality Community facilities programme	78	18.60748624	*-34.03916403*	10	10	10	5	–	5	100.0%	10
Community and public safety	Ottery Library - Programmes	WPX.0015194	*Improved service delivery in the local government sphere*	*Inclusion & access*	Quality Community facilities programme	66	18.50971925	*-34.01727885*	30	–	–	–	–	–	-	–
Economic and environmental services	Sidewalk Maintenance - Ward 3	WPX.0015196	*Skills for the economy*	*Growth*	Sustain,eff,safe & afford travel opt oth	3	18.65864299	*-33.89248357*	585	–	–	–	–	–	-	–
Community and public safety	Kuilsriver Library - Equipment	WPX.0015197	*Improved service delivery in the local government sphere*	*Inclusion & access*	Quality Community facilities programme	11	18.68319895	*-33.93147856*	5	–	–	–	–	–	-	–
Economic and environmental services	Storm Water Drain Cleaning - Ward 108	WPX.0015198	*Skills for the economy*	*Growth*	Sustain,eff,safe & afford travel opt oth	108	18.67712691	*-33.98284001*	100	–	–	–	–	–	-	–
Community and public safety	Eersteriver Library - Bean Bags	WPX.0015199	*Improved service delivery in the local government sphere*	*Inclusion & access*	Quality Community facilities programme	16	18.71657505	*-34.01972369*	5	–	–	–	–	–	-	–
Economic and environmental services	Green Jobs - Langa	WPX.0015201	*Improved service delivery in the local government sphere*	*Spatial integration*	Environm & Biodiversity Managt Programme	915	18.52734648	*-33.93297079*	600	–	–	–	–	–	-	–
Economic and environmental services	Green Jobs - Ward 72	WPX.0015202	*Improved service delivery in the local government sphere*	*Spatial integration*	Environm & Biodiversity Managt Programme	72	18.47672844	*-34.04684691*	470	500	500	–	–	–	-	500
Economic and environmental services	Green Jobs - Subcouncil 19	WPX.0015203	*Improved service delivery in the local government sphere*	*Spatial integration*	Environm & Biodiversity Managt Programme	919	18.41519519	*-34.03769502*	533	–	–	–	–	–	-	–
Community and public safety	Job Creation Parks - Ward 108	WPX.0015206	*Improved service delivery in the local government sphere*	*Governance*	Quality & safe parks & rec facilit com ot	108	18.67712691	*-33.98284001*	100	–	–	–	–	–	-	–
Community and public safety	Active Seniors Programme - Ward 108	WPX.0015208	*Improved service delivery in the local government sphere*	*Governance*	Quality & safe parks & rec facilit com ot	108	18.67712691	*-33.98284001*	50	–	–	–	–	–	-	–
Economic and environmental services	Roadmarkings - Ward 14	WPX.0015211	*Skills for the economy*	*Growth*	Sustain,eff,safe & afford travel opt oth	14	18.71634154	*-33.96450363*	75	–	–	–	–	–	-	–
Community and public safety	Job Creation Parks - Ward 101	WPX.0015214	*Improved service delivery in the local government sphere*	*Governance*	Quality & safe parks & rec facilit com ot	101	18.7466469	*-33.84226897*	60	–	–	–	–	–	-	–
Community and public safety	Sports Tournament - Ward 95	WPX.0015217	*Improved service delivery in the local government sphere*	*Governance*	Quality & safe parks & rec facilit com ot	95	18.71260275	*-34.06305742*	170	–	–	–	–	–	-	–

R thousand									2025/26	Budget Year 2026/27						
Function	Project Description	Project Number	MTDP Service Outcome	IUDF	Own Strategic Objectives	Ward Location	GPS Longitude	GPS Lattitude	Audited Outcome	Original Budget	Adjusted Budget	YearTD actual	YearTD budget	YTD variance	YTD variance %	Full Year Forecast
Community and public safety	Sports Tournament - Ward 96	WPX.0015218	*Improved service delivery in the local government sphere*	*Governance*	Quality & safe parks & rec facilit com ot	96	18.70647917	*-34.04146456*	110	–	–	–	–	–	-	–
Community and public safety	Sports Tournament - Ward 97	WPX.0015220	*Improved service delivery in the local government sphere*	*Governance*	Quality & safe parks & rec facilit com ot	97	18.68054537	*-34.04749971*	110	–	–	–	–	–	-	–
Governance and administration	Substance Abuse Awareness - Ward 107	WPX.0015221	*Reduced poverty and improved livelihoods*	*Governance*	Social Inclusion and Wellbeing Programme	107	18.49346085	*-33.80944892*	30	30	30	–	–	–	-	30
Community and public safety	Tree Planting - Ward 81	WPX.0015226	*Improved service delivery in the local government sphere*	*Governance*	Quality & safe parks & rec facilit com ot	81	18.59865526	*-34.05408459*	60	–	–	–	–	–	-	–
Community and public safety	Florida Park Sport Gr - Repairs & Maint	WPX.0015227	*Improved service delivery in the local government sphere*	*Governance*	Quality & safe parks & rec facilit com ot	10	18.61777131	*-33.91539763*	179	–	–	–	–	–	-	–
Community and public safety	Sports Tournament - Ward 81	WPX.0015229	*Improved service delivery in the local government sphere*	*Governance*	Quality & safe parks & rec facilit com ot	81	18.59865526	*-34.05408459*	125	–	–	–	–	–	-	–
Community and public safety	Park Buddies - Ward 36	WPX.0015233	*Improved service delivery in the local government sphere*	*Governance*	Quality & safe parks & rec facilit com ot	36	18.60142466	*-33.99325349*	200	300	300	–	–	–	-	300
Community and public safety	Park Buddies - Ward 37	WPX.0015235	*Improved service delivery in the local government sphere*	*Governance*	Quality & safe parks & rec facilit com ot	37	18.58643858	*-33.9933676*	95	150	150	–	–	–	-	150
Community and public safety	Sports Carnival - Ward 37	WPX.0015237-	*Improved service delivery in the local government sphere*	*Governance*	Quality & safe parks & rec facilit com ot	37	18.58643858	*-33.9933676*	100	100	100	–	–	–	-	100
Community and public safety	Park Buddies - Ward 38	WPX.0015239	*Improved service delivery in the local government sphere*	*Governance*	Quality & safe parks & rec facilit com ot	38	18.5782144	*-33.9903738*	–	250	250	–	–	–	-	250
Governance and administration	Sports Tournament - Ward 41	WPX.0015241-	*Improved service delivery in the local government sphere*	*Governance*	Quality & safe parks & rec facilit com ot	41	18.56248463	*-33.98969283*	100	100	100	–	–	–	-	100
Community and public safety	Sports Tournament - Ward 80	WPX.0015243	*Improved service delivery in the local government sphere*	*Governance*	Quality & safe parks & rec facilit com ot	80	18.57361771	*-34.00690783*	100	100	100	–	–	–	-	100
Governance and administration	Sports Tournament - Ward 40	WPX.0015245-	*Improved service delivery in the local government sphere*	*Governance*	Quality & safe parks & rec facilit com ot	40	18.57387679	*-33.97340872*	150	150	150	–	–	–	-	150
Community and public safety	Sport Tournament - Ward 32	WPX.0015248	*Improved service delivery in the local government sphere*	*Governance*	Quality & safe parks & rec facilit com ot	32	18.51150386	*-33.62020498*	–	100	100	–	–	–	-	100
Community and public safety	Active Seniors Programmes - Ward 26	WPX.0015250	*Improved service delivery in the local government sphere*	*Governance*	Quality & safe parks & rec facilit com ot	26	18.57723015	*-33.91480807*	100	–	–	–	–	–	-	–
Governance and administration	Capacity Building For Seniors - Ward 31	WPX.0015251	*Reduced poverty and improved livelihoods*	*Governance*	Social Inclusion and Wellbeing Programme	31	18.57512024	*-33.96054055*	100	–	–	–	–	–	-	–
Governance and administration	Women Empowerment - Ward 31	WPX.0015252	*Reduced poverty and improved livelihoods*	*Governance*	Social Inclusion and Wellbeing Programme	31	18.57512024	*-33.96054055*	96	–	–	–	–	–	-	–
Governance and administration	Capacity Building For Seniors - Ward 32	WPX.0015253	*Reduced poverty and improved livelihoods*	*Governance*	Social Inclusion and Wellbeing Programme	32	18.51150386	*-33.62020498*	49	50	50	–	–	–	-	50
Governance and administration	Disabled Sector Programme - Ward 32	WPX.0015254	*Reduced poverty and improved livelihoods*	*Governance*	Social Inclusion and Wellbeing Programme	32	18.51150386	*-33.62020498*	49	–	–	–	–	–	-	–
Governance and administration	Ecd Equipment & Training - Ward 32	WPX.0015255	*Reduced poverty and improved livelihoods*	*Governance*	Social Inclusion and Wellbeing Programme	32	18.51150386	*-33.62020498*	–	50	50	–	–	–	-	50
Governance and administration	Capacity Building For Seniors - Ward 50	WPX.0015256	*Reduced poverty and improved livelihoods*	*Governance*	Social Inclusion and Wellbeing Programme	50	18.5516217	*-33.94899444*	121	–	–	–	–	–	-	–
Governance and administration	Disabled Sector Programme - Ward 50	WPX.0015257	*Reduced poverty and improved livelihoods*	*Governance*	Social Inclusion and Wellbeing Programme	50	18.5516217	*-33.94899444*	100	–	–	–	–	–	-	–
Governance and administration	Capacity Building For Seniors - Ward 51	WPX.0015258	*Reduced poverty and improved livelihoods*	*Governance*	Social Inclusion and Wellbeing Programme	51	18.52432166	*-33.94509636*	100	–	–	–	–	–	-	–
Governance and administration	Disabled Sector Programme - Ward 51	WPX.0015259	*Reduced poverty and improved livelihoods*	*Governance*	Social Inclusion and Wellbeing Programme	51	18.52432166	*-33.94509636*	60	–	–	–	–	–	-	–
Governance and administration	Youth Development Programme - Ward 51	WPX.0015260	*Reduced poverty and improved livelihoods*	*Governance*	Social Inclusion and Wellbeing Programme	51	18.52432166	*-33.94509636*	86	–	–	–	–	–	-	–
Governance and administration	Capacity Building For Seniors - Ward 52	WPX.0015261	*Reduced poverty and improved livelihoods*	*Governance*	Social Inclusion and Wellbeing Programme	52	18.53830824	*-33.94851421*	100	–	–	–	–	–	-	–
Governance and administration	Youth Development Programme - Ward 52	WPX.0015262	*Reduced poverty and improved livelihoods*	*Governance*	Social Inclusion and Wellbeing Programme	52	18.53830824	*-33.94851421*	80	–	–	–	–	–	-	–
Governance and administration	Capacity Building For Seniors - Ward 101	WPX.0015263	*Reduced poverty and improved livelihoods*	*Governance*	Social Inclusion and Wellbeing Programme	101	18.7466469	*-33.84226897*	50	–	–	–	–	–	-	–
Governance and administration	Ecd Equipment & Training - Ward 101	WPX.0015264	*Reduced poverty and improved livelihoods*	*Governance*	Social Inclusion and Wellbeing Programme	101	18.7466469	*-33.84226897*	45	–	–	–	–	–	-	–
Governance and administration	Youth Development Programme - Ward 101	WPX.0015265	*Reduced poverty and improved livelihoods*	*Governance*	Social Inclusion and Wellbeing Programme	101	18.7466469	*-33.84226897*	80	70	70	–	–	–	-	70
Governance and administration	Capacity Building For Seniors - Ward 111	WPX.0015266	*Reduced poverty and improved livelihoods*	*Governance*	Social Inclusion and Wellbeing Programme	111	18.70564755	*-33.85929222*	50	–	–	–	–	–	-	–
Governance and administration	Disabled Sector Programme - Ward 111	WPX.0015267	*Reduced poverty and improved livelihoods*	*Governance*	Social Inclusion and Wellbeing Programme	111	18.70564755	*-33.85929222*	35	–	–	–	–	–	-	–
Governance and administration	Youth Development Programme - Ward 111	WPX.0015268	*Reduced poverty and improved livelihoods*	*Governance*	Social Inclusion and Wellbeing Programme	111	18.70564755	*-33.85929222*	46	30	30	–	–	–	-	30
Community and public safety	Sports Programme - Ward 13	WPX.0015270	*Improved service delivery in the local government sphere*	*Governance*	Quality & safe parks & rec facilit com ot	13	18.64042116	*-33.95836273*	149	50	50	–	10	(10)	-100.0%	50
Community and public safety	Public Health Awareness - Ward 96	WPX.0015271	*Improved access to affordable and quality healthcare*	*Inclusion & access*	City Health Programme	96	18.70647917	*-34.04146456*	270	–	–	–	–	–	-	–
Community and public safety	Sports Tournament - Ward 98	WPX.0015272	*Improved service delivery in the local government sphere*	*Governance*	Quality & safe parks & rec facilit com ot	98	18.66242303	*-34.05090742*	50	–	–	–	–	–	-	–
Community and public safety	Public Health Awareness - Ward 99	WPX.0015273	*Improved access to affordable and quality healthcare*	*Inclusion & access*	City Health Programme	99	18.66984224	*-34.06669401*	480	–	–	–	–	–	-	–
Community and public safety	Youth League Afterschool Programme - W26	WPX.0015275	*Improved service delivery in the local government sphere*	*Governance*	Quality & safe parks & rec facilit com ot	26	18.57723015	*-33.91480807*	100	–	–	–	–	–	-	–
Governance and administration	Health & Hygiene Awareness - Ward 92	WPX.0015276	*Improved access to affordable and quality healthcare*	*Inclusion & access*	City Health Programme	92	18.64492722	*-34.05881063*	100	–	–	–	–	–	-	–
Governance and administration	Hiv & Tb Awareness - Eastridge Clinic	WPX.0015277	*Improved access to affordable and quality healthcare*	*Inclusion & access*	City Health Programme	92	18.64492722	*-34.05881063*	75	–	–	–	–	–	-	–
Governance and administration	Hiv & Tb Awareness - Tafelsig Clinic	WPX.0015278	*Improved access to affordable and quality healthcare*	*Inclusion & access*	City Health Programme	92	18.64492722	*-34.05881063*	75	–	–	–	–	–	-	–
Governance and administration	Honouring Of Calendar Events - Ward 34	WPX.0015279	*Improved access to affordable and quality healthcare*	*Inclusion & access*	City Health Programme	34	18.5844646	*-34.0104238*	100	–	–	–	–	–	-	–

R thousand									2025/26	Budget Year 2026/27						
Function	Project Description	Project Number	MTDP Service Outcome	IUDF	Own Strategic Objectives	Ward Location	GPS Longitude	GPS Lattitude	Audited Outcome	Original Budget	Adjusted Budget	YearTD actual	YearTD budget	YTD variance	YTD variance %	Full Year Forecast
Governance and administration	Drug Rehabilitation Programme - Ward 36	WPX.0015280	*Improved access to affordable and quality healthcare*	*Inclusion & access*	City Health Programme	36	18.60142466	*-33.99325349*	–	100	100	–	40	(40)	-100.0%	100
Community and public safety	Ward 22 Public Flats - Repairs & Maint	WPX.0015281	*Reduced poverty and improved livelihoods*	*Inclusion & access*	Public Rental Housing Programme	22	18.60734331	*-33.96095289*	107	–	–	–	–	–	-	–
Community and public safety	Thandabantu Park - Repairs & Maintenance	WPX.0015283	*Improved service delivery in the local government sphere*	*Governance*	Quality & safe parks & rec facilit com ot	104	18.53267328	*-33.81205251*	50	–	–	–	–	–	-	–
Community and public safety	Park Buddies - Ward 51	WPX.0015285	*Improved service delivery in the local government sphere*	*Governance*	Quality & safe parks & rec facilit com ot	51	18.52432166	*-33.94509636*	123	100	100	–	–	–	-	100
Community and public safety	Recreational Programmes - Ward 52	WPX.0015287	*Improved service delivery in the local government sphere*	*Governance*	Quality & safe parks & rec facilit com ot	52	18.53830824	*-33.94851421*	140	–	–	–	–	–	-	–
Community and public safety	Soccer Tournament - Ward 76	WPX.0015289	*Improved service delivery in the local government sphere*	*Governance*	Quality & safe parks & rec facilit com ot	76	18.62082437	*-34.02342484*	130	–	–	–	–	–	-	–
Community and public safety	Park Maintenance - Ward 116	WPX.0015292	*Improved service delivery in the local government sphere*	*Governance*	Quality & safe parks & rec facilit com ot	116	18.62495916	*-34.04368726*	189	–	–	–	–	–	-	–
Community and public safety	Arts And Culture Showcasing - Ward 34	WPX.0015293	*Reduced poverty and improved livelihoods*	*Governance*	Social Inclusion and Wellbeing Programme	34	18.5844646	*-34.0104238*	47	–	–	–	–	–	-	–
Governance and administration	Ecd Training Programme - Ward 24	WPX.0015294	*Reduced poverty and improved livelihoods*	*Governance*	Social Inclusion and Wellbeing Programme	24	18.62824262	*-33.99327177*	60	–	–	–	–	–	-	–
Governance and administration	Ecd Training Programme - Ward 60	WPX.0015295	*Reduced poverty and improved livelihoods*	*Governance*	Social Inclusion and Wellbeing Programme	60	18.50232238	*-33.99203343*	100	–	–	–	–	–	-	–
Governance and administration	Employ Field Workers - Ward 26	WPX.0015296	*Reduced poverty and improved livelihoods*	*Governance*	Social Inclusion and Wellbeing Programme	26	18.57723015	*-33.91480807*	99	100	100	–	–	–	-	100
Governance and administration	Employ Field Workers - Ward 27	WPX.0015297	*Reduced poverty and improved livelihoods*	*Governance*	Social Inclusion and Wellbeing Programme	27	18.54849195	*-33.89964299*	100	100	100	–	–	–	-	100
Governance and administration	Gender Awareness Programme - Ward 10	WPX.0015298	*Reduced poverty and improved livelihoods*	*Governance*	Social Inclusion and Wellbeing Programme	10	18.61777131	*-33.91539763*	50	–	–	–	–	–	-	–
Governance and administration	Gender Awareness Programme - Ward 2	WPX.0015299	*Reduced poverty and improved livelihoods*	*Governance*	Social Inclusion and Wellbeing Programme	2	18.58202398	*-33.89607653*	50	–	–	–	–	–	-	–
Governance and administration	Gender Awareness Programme - Ward 28	WPX.0015300	*Reduced poverty and improved livelihoods*	*Governance*	Social Inclusion and Wellbeing Programme	28	18.56101513	*-33.9286334*	80	–	–	–	–	–	-	–
Community and public safety	Youth League Afterschool Program - W108	WPX.0015302	*Improved service delivery in the local government sphere*	*Governance*	Quality & safe parks & rec facilit com ot	108	18.67712691	*-33.98284001*	80	–	–	–	–	–	-	–
Governance and administration	Youth Development Programme - Ward 105	WPX.0015303	*Reduced poverty and improved livelihoods*	*Governance*	Social Inclusion and Wellbeing Programme	105	18.66790624	*-33.72834618*	111	–	–	–	–	–	-	–
Governance and administration	Ecd Equipment - Ward 11	WPX.0015307	*Reduced poverty and improved livelihoods*	*Governance*	Social Inclusion and Wellbeing Programme	11	18.68319895	*-33.93147856*	15	–	–	–	–	–	-	–
Community and public safety	Rooiels Park - Repairs & Maintenance	WPX.0015308	*Improved service delivery in the local government sphere*	*Governance*	Quality & safe parks & rec facilit com ot	31	18.57512024	*-33.96054055*	100	–	–	–	–	–	-	–
Governance and administration	Ecd Training Programme - Ward 11	WPX.0015309	*Reduced poverty and improved livelihoods*	*Governance*	Social Inclusion and Wellbeing Programme	11	18.68319895	*-33.93147856*	10	–	–	–	–	–	-	–
Governance and administration	Women For Change - Ward 17	WPX.0015310	*Reduced poverty and improved livelihoods*	*Governance*	Social Inclusion and Wellbeing Programme	17	18.7045077	*-33.99734619*	100	–	–	–	–	–	-	–
Community and public safety	Delft Centr Sg Cricket Pitch - Rep&Maint	WPX.0015312	*Improved service delivery in the local government sphere*	*Governance*	Quality & safe parks & rec facilit com ot	20	18.64421216	*-33.9705465*	100	–	–	–	–	–	-	–
Governance and administration	Programme For Older Persons - Ward 49	WPX.0015314	*Reduced poverty and improved livelihoods*	*Governance*	Social Inclusion and Wellbeing Programme	49	18.5190231	*-33.95738146*	100	–	–	–	–	–	-	–
Governance and administration	Programme For Older Persons - Ward 60	WPX.0015315	*Reduced poverty and improved livelihoods*	*Governance*	Social Inclusion and Wellbeing Programme	60	18.50232238	*-33.99203343*	100	–	–	–	–	–	-	–
Governance and administration	Women For Change - Ward 44	WPX.0015316	*Reduced poverty and improved livelihoods*	*Governance*	Social Inclusion and Wellbeing Programme	44	18.54902539	*-33.9649954*	100	–	–	–	–	–	-	–
Governance and administration	Youth Development Programme - Ward 10	WPX.0015317	*Reduced poverty and improved livelihoods*	*Governance*	Social Inclusion and Wellbeing Programme	10	18.61777131	*-33.91539763*	50	50	50	–	–	–	-	50
Governance and administration	Youth Development Programme - Ward 2	WPX.0015318	*Reduced poverty and improved livelihoods*	*Governance*	Social Inclusion and Wellbeing Programme	2	18.58202398	*-33.89607653*	50	50	50	–	–	–	-	50
Governance and administration	Youth Development Programme - Ward 20	WPX.0015319	*Reduced poverty and improved livelihoods*	*Governance*	Social Inclusion and Wellbeing Programme	20	18.64421216	*-33.9705465*	50	160	160	–	–	–	-	160
Governance and administration	Youth Development Programme - Ward 24	WPX.0015320	*Reduced poverty and improved livelihoods*	*Governance*	Social Inclusion and Wellbeing Programme	24	18.62824262	*-33.99327177*	40	200	200	–	–	–	-	200
Governance and administration	Youth Development Programme - Ward 17	WPX.0015321	*Reduced poverty and improved livelihoods*	*Governance*	Social Inclusion and Wellbeing Programme	17	18.7045077	*-33.99734619*	80	–	–	–	–	–	-	–
Governance and administration	Health Awareness Programme - Ward 37	WPX.0015322	*Improved access to affordable and quality healthcare*	*Inclusion & access*	City Health Programme	37	18.58643858	*-33.9933676*	300	–	–	–	–	–	-	–
Governance and administration	Health Awareness Programme - Ward 41	WPX.0015323	*Improved access to affordable and quality healthcare*	*Inclusion & access*	City Health Programme	41	18.56248463	*-33.98969283*	100	100	100	–	20	(20)	-100.0%	100
Governance and administration	Job Creation: Rodent Control - Ward 46	WPX.0015324	*Improved access to affordable and quality healthcare*	*Inclusion & access*	City Health Programme	46	18.53489021	*-33.97515138*	89	–	–	–	–	–	-	–
Governance and administration	Older Persons Programme - Ward 79	WPX.0015325	*Reduced poverty and improved livelihoods*	*Governance*	Social Inclusion and Wellbeing Programme	79	18.60612828	*-34.06718705*	44	70	70	–	–	–	-	70
Governance and administration	Older Persons Programme - Ward 81	WPX.0015326	*Reduced poverty and improved livelihoods*	*Governance*	Social Inclusion and Wellbeing Programme	81	18.59865526	*-34.05408459*	79	–	–	–	–	–	-	–
Governance and administration	Older Persons Programme - Ward 88	WPX.0015327	*Reduced poverty and improved livelihoods*	*Governance*	Social Inclusion and Wellbeing Programme	88	18.60136244	*-34.01330429*	178	200	200	–	–	–	-	200
Governance and administration	People Living With Disability Prog - W78	WPX.0015328	*Reduced poverty and improved livelihoods*	*Governance*	Social Inclusion and Wellbeing Programme	78	18.60748624	*-34.03916403*	94	–	–	–	–	–	-	–
Governance and administration	Ecd Equipment - Ward 116	WPX.0015329	*Reduced poverty and improved livelihoods*	*Governance*	Social Inclusion and Wellbeing Programme	116	18.62495916	*-34.04368726*	50	–	–	–	–	–	-	–
Governance and administration	Ecd Forums Capacitated - Ward 110	WPX.0015330	*Reduced poverty and improved livelihoods*	*Governance*	Social Inclusion and Wellbeing Programme	110	18.48191809	*-34.06117173*	70	–	–	–	–	–	-	–
Governance and administration	Disability Awareness - Ward 19	WPX.0015331	*Reduced poverty and improved livelihoods*	*Governance*	Social Inclusion and Wellbeing Programme	19	18.66911122	*-33.95769848*	29	–	–	–	–	–	-	–
Governance and administration	Ecd Equipment - Ward 19	WPX.0015332	*Reduced poverty and improved livelihoods*	*Governance*	Social Inclusion and Wellbeing Programme	19	18.66911122	*-33.95769848*	100	–	–	–	–	–	-	–
Governance and administration	Ecd Training Programme - Ward 19	WPX.0015333	*Reduced poverty and improved livelihoods*	*Governance*	Social Inclusion and Wellbeing Programme	19	18.66911122	*-33.95769848*	20	–	–	–	–	–	-	–

R thousand									2025/26	Budget Year 2026/27						
Function	Project Description	Project Number	MTDP Service Outcome	IUDF	Own Strategic Objectives	Ward Location	GPS Longitude	GPS Lattitude	Audited Outcome	Original Budget	Adjusted Budget	YearTD actual	YearTD budget	YTD variance	YTD variance %	Full Year Forecast
Governance and administration	Men Inspired Programme - Ward 19	WPX.0015334	*Reduced poverty and improved livelihoods*	*Governance*	Social Inclusion and Wellbeing Programme	19	18.66911122	*-33.95769848*	40	–	–	–	–	–	-	–
Governance and administration	Women For Change - Ward 19	WPX.0015335	*Reduced poverty and improved livelihoods*	*Governance*	Social Inclusion and Wellbeing Programme	19	18.66911122	*-33.95769848*	40	–	–	–	–	–	-	–
Governance and administration	Youth Development Programme - Ward 19	WPX.0015336	*Reduced poverty and improved livelihoods*	*Governance*	Social Inclusion and Wellbeing Programme	19	18.66911122	*-33.95769848*	50	–	–	–	–	–	-	–
Governance and administration	Ecd Training Programme - Ward 84	WPX.0015337	*Reduced poverty and improved livelihoods*	*Governance*	Social Inclusion and Wellbeing Programme	84	18.92228392	*-34.07403108*	50	–	–	–	–	–	-	–
Governance and administration	Programme For Older Persons - Ward 85	WPX.0015338	*Reduced poverty and improved livelihoods*	*Governance*	Social Inclusion and Wellbeing Programme	85	18.84750119	*-34.11869385*	47	–	–	–	–	–	-	–
Governance and administration	Ecd Training Programme - Ward 86	WPX.0015339	*Reduced poverty and improved livelihoods*	*Governance*	Social Inclusion and Wellbeing Programme	86	18.86486379	*-34.11819966*	50	–	–	–	–	–	-	–
Governance and administration	Programme For Older Persons - Ward 86	WPX.0015340	*Reduced poverty and improved livelihoods*	*Governance*	Social Inclusion and Wellbeing Programme	86	18.86486379	*-34.11819966*	80	–	–	–	–	–	-	–
Governance and administration	Women For Change - Ward 86	WPX.0015341	*Reduced poverty and improved livelihoods*	*Governance*	Social Inclusion and Wellbeing Programme	86	18.86486379	*-34.11819966*	80	–	–	–	–	–	-	–
Governance and administration	Youth Development Programme - Ward 86	WPX.0015342	*Reduced poverty and improved livelihoods*	*Governance*	Social Inclusion and Wellbeing Programme	86	18.86486379	*-34.11819966*	80	50	50	2	2	–	-	50
Governance and administration	Ecd Equipment - Ward 94	WPX.0015343	*Reduced poverty and improved livelihoods*	*Governance*	Social Inclusion and Wellbeing Programme	94	18.6647858	*-34.03577003*	80	–	–	–	–	–	-	–
Governance and administration	Programme For Older Persons - Ward 94	WPX.0015344	*Reduced poverty and improved livelihoods*	*Governance*	Social Inclusion and Wellbeing Programme	94	18.6647858	*-34.03577003*	69	–	–	–	–	–	-	–
Governance and administration	Women For Change - Ward 94	WPX.0015345	*Reduced poverty and improved livelihoods*	*Governance*	Social Inclusion and Wellbeing Programme	94	18.6647858	*-34.03577003*	50	–	–	–	–	–	-	–
Governance and administration	Programme For Older Persons - Ward 96	WPX.0015346	*Reduced poverty and improved livelihoods*	*Governance*	Social Inclusion and Wellbeing Programme	96	18.70647917	*-34.04146456*	70	–	–	–	–	–	-	–
Governance and administration	Youth Development Programme - Ward 96	WPX.0015347	*Reduced poverty and improved livelihoods*	*Governance*	Social Inclusion and Wellbeing Programme	96	18.70647917	*-34.04146456*	50	100	100	5	5	0	0.2%	100
Governance and administration	Disability Awareness - Ward 97	WPX.0015348	*Reduced poverty and improved livelihoods*	*Governance*	Social Inclusion and Wellbeing Programme	97	18.68054537	*-34.04749971*	69	–	–	–	–	–	-	–
Governance and administration	Ecd Equipment - Ward 97	WPX.0015349	*Reduced poverty and improved livelihoods*	*Governance*	Social Inclusion and Wellbeing Programme	97	18.68054537	*-34.04749971*	120	–	–	–	–	–	-	–
Governance and administration	Gender Awareness Programme - Ward 97	WPX.0015350	*Reduced poverty and improved livelihoods*	*Governance*	Social Inclusion and Wellbeing Programme	97	18.68054537	*-34.04749971*	79	–	–	–	–	–	-	–
Governance and administration	Programme For Older Persons - Ward 97	WPX.0015351	*Reduced poverty and improved livelihoods*	*Governance*	Social Inclusion and Wellbeing Programme	97	18.68054537	*-34.04749971*	60	–	–	–	–	–	-	–
Governance and administration	Youth Development Programme - Ward 97	WPX.0015352	*Reduced poverty and improved livelihoods*	*Governance*	Social Inclusion and Wellbeing Programme	97	18.68054537	*-34.04749971*	50	100	100	3	3	–	-	100
Governance and administration	Disability Awareness - Ward 98	WPX.0015353	*Reduced poverty and improved livelihoods*	*Governance*	Social Inclusion and Wellbeing Programme	98	18.66242303	*-34.05090742*	50	–	–	–	–	–	-	–
Governance and administration	Programme For Older Persons - Ward 98	WPX.0015354	*Reduced poverty and improved livelihoods*	*Governance*	Social Inclusion and Wellbeing Programme	98	18.66242303	*-34.05090742*	70	–	–	–	–	–	-	–
Governance and administration	Women For Change - Ward 98	WPX.0015355	*Reduced poverty and improved livelihoods*	*Governance*	Social Inclusion and Wellbeing Programme	98	18.66242303	*-34.05090742*	50	–	–	–	–	–	-	–
Governance and administration	Youth Development Programme - Ward 98	WPX.0015356	*Reduced poverty and improved livelihoods*	*Governance*	Social Inclusion and Wellbeing Programme	98	18.66242303	*-34.05090742*	50	100	100	5	5	–	-	100
Governance and administration	Programme For Older Persons - Ward 99	WPX.0015357	*Reduced poverty and improved livelihoods*	*Governance*	Social Inclusion and Wellbeing Programme	99	18.66984224	*-34.06669401*	68	–	–	–	–	–	-	–
Governance and administration	Ecd Equipment - Ward 108	WPX.0015358	*Reduced poverty and improved livelihoods*	*Governance*	Social Inclusion and Wellbeing Programme	108	18.67712691	*-33.98284001*	35	–	–	–	–	–	-	–
Governance and administration	Men Inspired Programme - Ward 108	WPX.0015359	*Reduced poverty and improved livelihoods*	*Governance*	Social Inclusion and Wellbeing Programme	108	18.67712691	*-33.98284001*	65	–	–	–	–	–	-	–
Governance and administration	Programme For Older Persons - Ward 108	WPX.0015360	*Reduced poverty and improved livelihoods*	*Governance*	Social Inclusion and Wellbeing Programme	108	18.67712691	*-33.98284001*	20	–	–	–	–	–	-	–
Governance and administration	Women For Change - Ward 108	WPX.0015361	*Reduced poverty and improved livelihoods*	*Governance*	Social Inclusion and Wellbeing Programme	108	18.67712691	*-33.98284001*	65	–	–	–	–	–	-	–
Governance and administration	Disability Awareness - Ward 109	WPX.0015362	*Reduced poverty and improved livelihoods*	*Governance*	Social Inclusion and Wellbeing Programme	109	18.75674254	*-34.05698245*	10	–	–	–	–	–	-	–
Governance and administration	Gender Awareness Programme - Ward 109	WPX.0015363	*Reduced poverty and improved livelihoods*	*Governance*	Social Inclusion and Wellbeing Programme	109	18.75674254	*-34.05698245*	16	–	–	–	–	–	-	–
Governance and administration	Programme For Older Persons - Ward 109	WPX.0015364	*Reduced poverty and improved livelihoods*	*Governance*	Social Inclusion and Wellbeing Programme	109	18.75674254	*-34.05698245*	20	–	–	–	–	–	-	–
Governance and administration	Women For Change - Ward 109	WPX.0015365	*Reduced poverty and improved livelihoods*	*Governance*	Social Inclusion and Wellbeing Programme	109	18.75674254	*-34.05698245*	100	–	–	–	–	–	-	–
Governance and administration	Youth Development Programme - Ward 109	WPX.0015366	*Reduced poverty and improved livelihoods*	*Governance*	Social Inclusion and Wellbeing Programme	109	18.75674254	*-34.05698245*	20	–	–	–	–	–	-	–
Community and public safety	Art Of Wellbeing - Ward 104	WPX.0015367	*Reduced poverty and improved livelihoods*	*Governance*	Social Inclusion and Wellbeing Programme	104	18.53267328	*-33.81205251*	148	–	–	–	–	–	-	–
Community and public safety	Arts And Culture Showcasing - Ward 101	WPX.0015368	*Reduced poverty and improved livelihoods*	*Governance*	Social Inclusion and Wellbeing Programme	101	18.7466469	*-33.84226897*	79	–	–	–	–	–	-	–
Community and public safety	Arts And Culture Showcasing - Ward 104	WPX.0015369	*Reduced poverty and improved livelihoods*	*Governance*	Social Inclusion and Wellbeing Programme	104	18.53267328	*-33.81205251*	200	–	–	–	–	–	-	–
Community and public safety	Arts And Culture Showcasing - Ward 6	WPX.0015370	*Reduced poverty and improved livelihoods*	*Governance*	Social Inclusion and Wellbeing Programme	6	18.73912952	*-33.87286115*	80	–	–	–	–	–	-	–
Community and public safety	Cultural Mapping And Planning - Atlantis	WPX.0015371	*Reduced poverty and improved livelihoods*	*Governance*	Social Inclusion and Wellbeing Programme	32	18.51150386	*-33.62020498*	300	–	–	–	–	–	-	–
Community and public safety	Dbnvl Town Hall Square Art - Maintenance	WPX.0015372	*Reduced poverty and improved livelihoods*	*Governance*	Social Inclusion and Wellbeing Programme	112	18.65342272	*-33.83454229*	146	–	–	–	–	–	-	–
Community and public safety	Heritage Capacity Building - Ward 104	WPX.0015373	*Reduced poverty and improved livelihoods*	*Governance*	Social Inclusion and Wellbeing Programme	104	18.53267328	*-33.81205251*	197	100	100	–	–	–	-	100
Community and public safety	Heritage Showcase - Ward 31	WPX.0015374	*Reduced poverty and improved livelihoods*	*Governance*	Social Inclusion and Wellbeing Programme	31	18.57512024	*-33.96054055*	277	–	–	–	–	–	-	–
Community and public safety	Public Art: Mural - Ward 77	WPX.0015375	*Reduced poverty and improved livelihoods*	*Governance*	Social Inclusion and Wellbeing Programme	77	18.41474705	*-33.94737595*	106	–	–	–	–	–	-	–

R thousand									2025/26	Budget Year 2026/27						
Function	Project Description	Project Number	MTDP Service Outcome	IUDF	Own Strategic Objectives	Ward Location	GPS Longitude	GPS Lattitude	Audited Outcome	Original Budget	Adjusted Budget	YearTD actual	YearTD budget	YTD variance	YTD variance %	Full Year Forecast
Community and public safety	Emerging Artists Capacity Bldng - W109	WPX.0015376	*Reduced poverty and improved livelihoods*	*Governance*	Social Inclusion and Wellbeing Programme	109	18.75674254	*-34.05698245*	55	–	–	–	–	–	-	–
Community and public safety	Heritage Showcase - Ward 98	WPX.0015377	*Reduced poverty and improved livelihoods*	*Governance*	Social Inclusion and Wellbeing Programme	98	18.66242303	*-34.05090742*	49	–	–	–	–	–	-	–
Community and public safety	Public Art: Co-Design And Mural - W14	WPX.0015378	*Reduced poverty and improved livelihoods*	*Governance*	Social Inclusion and Wellbeing Programme	14	18.71634154	*-33.96450363*	80	–	–	–	–	–	-	–
Community and public safety	Cultural Mapping And Planning - Ward 49	WPX.0015379	*Reduced poverty and improved livelihoods*	*Governance*	Social Inclusion and Wellbeing Programme	49	18.5190231	*-33.95738146*	290	–	–	–	–	–	-	–
Community and public safety	Arts & Culture Skills Dev - Ward 68	WPX.0015380	*Reduced poverty and improved livelihoods*	*Governance*	Social Inclusion and Wellbeing Programme	68	18.47290229	*-34.07139085*	150	–	–	–	–	–	-	–
Community and public safety	Arts And Culture Showcasing - Ward 37	WPX.0015381	*Reduced poverty and improved livelihoods*	*Governance*	Social Inclusion and Wellbeing Programme	37	18.58643858	*-33.9933676*	100	–	–	–	–	–	-	–
Community and public safety	Arts And Culture Showcasing - Ward 88	WPX.0015382	*Reduced poverty and improved livelihoods*	*Governance*	Social Inclusion and Wellbeing Programme	88	18.60136244	*-34.01330429*	150	–	–	–	–	–	-	–
Community and public safety	Emerging Artists Capacity Bldg - Ward 68	WPX.0015383	*Reduced poverty and improved livelihoods*	*Governance*	Social Inclusion and Wellbeing Programme	68	18.47290229	*-34.07139085*	50	–	–	–	–	–	-	–
Community and public safety	Heritage Capacity Building - Ward 40	WPX.0015384	*Reduced poverty and improved livelihoods*	*Governance*	Social Inclusion and Wellbeing Programme	40	18.57387679	*-33.97340872*	–	100	100	–	–	–	-	100
Community and public safety	Heritage Showcase - Ward 38	WPX.0015385	*Reduced poverty and improved livelihoods*	*Governance*	Social Inclusion and Wellbeing Programme	38	18.5782144	*-33.9903738*	100	–	–	–	–	–	-	–
Community and public safety	Heritage Showcase - Ward 39	WPX.0015386	*Reduced poverty and improved livelihoods*	*Governance*	Social Inclusion and Wellbeing Programme	39	18.56955389	*-33.98905526*	300	–	–	–	–	–	-	–
Community and public safety	Heritage Showcase - Ward 80	WPX.0015387	*Reduced poverty and improved livelihoods*	*Governance*	Social Inclusion and Wellbeing Programme	80	18.57361771	*-34.00690783*	99	100	100	–	–	–	-	100
Governance and administration	Ecd Equipment - Ward 79	WPX.0015388	*Reduced poverty and improved livelihoods*	*Governance*	Social Inclusion and Wellbeing Programme	79	18.60612828	*-34.06718705*	100	–	–	–	–	–	-	–
Governance and administration	Youth Development Programme - Ward 33	WPX.0015389	*Reduced poverty and improved livelihoods*	*Governance*	Social Inclusion and Wellbeing Programme	33	18.57874232	*-34.01921051*	150	–	–	–	–	–	-	–
Governance and administration	Older Persons Programme - Ward 34	WPX.0015390	*Reduced poverty and improved livelihoods*	*Governance*	Social Inclusion and Wellbeing Programme	34	18.5844646	*-34.0104238*	83	–	–	–	–	–	-	–
Governance and administration	Gender Awareness Programme - Ward 44	WPX.0015391	*Reduced poverty and improved livelihoods*	*Governance*	Social Inclusion and Wellbeing Programme	44	18.54902539	*-33.9649954*	60	–	–	–	–	–	-	–
Governance and administration	Men Inspired Programme - Ward 24	WPX.0015392	*Reduced poverty and improved livelihoods*	*Governance*	Social Inclusion and Wellbeing Programme	24	18.62824262	*-33.99327177*	70	–	–	–	–	–	-	–
Governance and administration	Older Persons Programme - Ward 28	WPX.0015393	*Reduced poverty and improved livelihoods*	*Governance*	Social Inclusion and Wellbeing Programme	28	18.56101513	*-33.9286334*	80	–	–	–	–	–	-	–
Governance and administration	People Living W Disability Prog - W106	WPX.0015394	*Reduced poverty and improved livelihoods*	*Governance*	Social Inclusion and Wellbeing Programme	106	18.64007311	*-33.98122125*	250	–	–	–	–	–	-	–
Governance and administration	People Living With Disability Prog - W13	WPX.0015395	*Reduced poverty and improved livelihoods*	*Governance*	Social Inclusion and Wellbeing Programme	13	18.64042116	*-33.95836273*	198	–	–	–	–	–	-	–
Governance and administration	People Living With Disability Prog - W20	WPX.0015396	*Reduced poverty and improved livelihoods*	*Governance*	Social Inclusion and Wellbeing Programme	20	18.64421216	*-33.9705465*	50	–	–	–	–	–	-	–
Governance and administration	People Living With Disability Prog - W24	WPX.0015397	*Reduced poverty and improved livelihoods*	*Governance*	Social Inclusion and Wellbeing Programme	24	18.62824262	*-33.99327177*	50	–	–	–	–	–	-	–
Governance and administration	People Living With Disability Prog - W28	WPX.0015398	*Reduced poverty and improved livelihoods*	*Governance*	Social Inclusion and Wellbeing Programme	28	18.56101513	*-33.9286334*	80	–	–	–	–	–	-	–
Governance and administration	People Living With Disability Prog - W44	WPX.0015399	*Reduced poverty and improved livelihoods*	*Governance*	Social Inclusion and Wellbeing Programme	44	18.54902539	*-33.9649954*	50	–	–	–	–	–	-	–
Governance and administration	Programme For Older Persons - Ward 106	WPX.0015400	*Reduced poverty and improved livelihoods*	*Governance*	Social Inclusion and Wellbeing Programme	106	18.64007311	*-33.98122125*	200	–	–	–	–	–	-	–
Governance and administration	Programme For Older Persons - Ward 12	WPX.0015401	*Reduced poverty and improved livelihoods*	*Governance*	Social Inclusion and Wellbeing Programme	12	18.64519546	*-33.94590017*	100	–	–	–	–	–	-	–
Governance and administration	Programme For Older Persons - Ward 13	WPX.0015402	*Reduced poverty and improved livelihoods*	*Governance*	Social Inclusion and Wellbeing Programme	13	18.64042116	*-33.95836273*	100	–	–	–	–	–	-	–
Governance and administration	Programme For Older Persons - Ward 20	WPX.0015403	*Reduced poverty and improved livelihoods*	*Governance*	Social Inclusion and Wellbeing Programme	20	18.64421216	*-33.9705465*	100	–	–	–	–	–	-	–
Governance and administration	Programme For Older Persons - Ward 22	WPX.0015404	*Reduced poverty and improved livelihoods*	*Governance*	Social Inclusion and Wellbeing Programme	22	18.60734331	*-33.96095289*	89	–	–	–	–	–	-	–
Governance and administration	Programme For Older Persons - Ward 24	WPX.0015405	*Reduced poverty and improved livelihoods*	*Governance*	Social Inclusion and Wellbeing Programme	24	18.62824262	*-33.99327177*	100	–	–	–	–	–	-	–
Governance and administration	Programme For Older Persons - Ward 30	WPX.0015406	*Reduced poverty and improved livelihoods*	*Governance*	Social Inclusion and Wellbeing Programme	30	18.54995934	*-33.99150114*	120	–	–	–	–	–	-	–
Governance and administration	Programme For Older Persons - Ward 44	WPX.0015407	*Reduced poverty and improved livelihoods*	*Governance*	Social Inclusion and Wellbeing Programme	44	18.54902539	*-33.9649954*	100	–	–	–	–	–	-	–
Economic and environmental services	Atlantic Seaboard - Coastal Litter Nets	WPX.0015409	*Improved service delivery in the local government sphere*	*Spatial integration*	Coastal Programme	54	18.38477535	*-33.96654908*	95	100	100	–	–	–	-	100
Governance and administration	Youth Development Programme - Ward 30	WPX.0015411	*Reduced poverty and improved livelihoods*	*Governance*	Social Inclusion and Wellbeing Programme	30	18.54995934	*-33.99150114*	100	80	80	10	–	10	100.0%	80
Governance and administration	Youth Development Programme - Ward 44	WPX.0015412	*Reduced poverty and improved livelihoods*	*Governance*	Social Inclusion and Wellbeing Programme	44	18.54902539	*-33.9649954*	100	65	65	–	–	–	-	65
Governance and administration	Programme For Older Persons - Ward 40	WPX.0015413	*Reduced poverty and improved livelihoods*	*Governance*	Social Inclusion and Wellbeing Programme	40	18.57387679	*-33.97340872*	200	300	300	–	–	–	-	300
Governance and administration	Youth Development Programme - Ward 40	WPX.0015414	*Reduced poverty and improved livelihoods*	*Governance*	Social Inclusion and Wellbeing Programme	40	18.57387679	*-33.97340872*	138	150	150	–	–	–	-	150
Economic and environmental services	Greenmarket Square - Events Space	WPX.0015416	*Reduced poverty and improved livelihoods*	*Governance*	Spatial Integration & Transform Program	115	18.43740852	*-33.92458525*	125	–	–	–	–	–	-	–
Trading services	Area Cleaning - Ward 38	WPX.0015417	*Improved service delivery in the local government sphere*	*Growth*	Promotg Cleanliness& illegal dumping prg	38	18.5782144	*-33.9903738*	300	300	300	–	20	(20)	-100.0%	300
Community and public safety	Active Kids Programme - Ward 26	WPX.0015419	*Improved service delivery in the local government sphere*	*Governance*	Quity & safe parks & rec facilit com ot	26	18.57723015	*-33.91480807*	100	–	–	–	–	–	-	–
Governance and administration	People Living With Disability Prog - W35	WPX.0015421	*Reduced poverty and improved livelihoods*	*Governance*	Social Inclusion and Wellbeing Programme	35	18.61143543	*-34.00566071*	88	100	100	–	–	–	-	100
Governance and administration	Gender Awareness Programme - Ward 36	WPX.0015422	*Reduced poverty and improved livelihoods*	*Governance*	Social Inclusion and Wellbeing Programme	36	18.60142466	*-33.99325349*	100	300	300	–	–	–	-	300

R thousand									2025/26	Budget Year 2026/27						
Function	Project Description	Project Number	MTDP Service Outcome	IUDF	Own Strategic Objectives	Ward Location	GPS Longitude	GPS Lattitude	Audited Outcome	Original Budget	Adjusted Budget	YearTD actual	YearTD budget	YTD variance	YTD variance %	Full Year Forecast
Governance and administration	Youth Development Programme - Ward 35	WPX.0015423	*Reduced poverty and improved livelihoods*	*Governance*	Social Inclusion and Wellbeing Programme	35	18.61143543	*-34.00566071*	181	–	–	–	–	–	-	–
Governance and administration	Older Persons Programme - Ward 36	WPX.0015424	*Reduced poverty and improved livelihoods*	*Governance*	Social Inclusion and Wellbeing Programme	36	18.60142466	*-33.99325349*	192	–	–	–	–	–	-	–
Governance and administration	People Living With Disability Prog - W36	WPX.0015425	*Reduced poverty and improved livelihoods*	*Governance*	Social Inclusion and Wellbeing Programme	36	18.60142466	*-33.99325349*	92	–	–	–	–	–	-	–
Governance and administration	Youth Development Programme - Ward 36	WPX.0015426	*Reduced poverty and improved livelihoods*	*Governance*	Social Inclusion and Wellbeing Programme	36	18.60142466	*-33.99325349*	100	–	–	–	–	–	-	–
Governance and administration	Gender Awareness Programme - Ward 37	WPX.0015427	*Reduced poverty and improved livelihoods*	*Governance*	Social Inclusion and Wellbeing Programme	37	18.58643858	*-33.9933676*	–	550	550	–	–	–	-	550
Governance and administration	Older Persons Programme - Ward 37	WPX.0015428	*Reduced poverty and improved livelihoods*	*Governance*	Social Inclusion and Wellbeing Programme	37	18.58643858	*-33.9933676*	–	150	150	–	–	–	-	150
Governance and administration	People Living With Disability Prog - W37	WPX.0015429	*Reduced poverty and improved livelihoods*	*Governance*	Social Inclusion and Wellbeing Programme	37	18.58643858	*-33.9933676*	48	–	–	–	–	–	-	–
Governance and administration	Youth Development Programme - Ward 37	WPX.0015430	*Reduced poverty and improved livelihoods*	*Governance*	Social Inclusion and Wellbeing Programme	37	18.58643858	*-33.9933676*	96	–	–	–	–	–	-	–
Governance and administration	Gender Awareness Programme - Ward 38	WPX.0015431	*Reduced poverty and improved livelihoods*	*Governance*	Social Inclusion and Wellbeing Programme	38	18.5782144	*-33.9903738*	100	300	300	–	–	–	-	300
Governance and administration	Youth Development Programme - Ward 38	WPX.0015432	*Reduced poverty and improved livelihoods*	*Governance*	Social Inclusion and Wellbeing Programme	38	18.5782144	*-33.9903738*	189	–	–	–	–	–	-	–
Governance and administration	Older Persons Programme - Ward 39	WPX.0015433	*Reduced poverty and improved livelihoods*	*Governance*	Social Inclusion and Wellbeing Programme	39	18.56955389	*-33.98905526*	186	–	–	–	–	–	-	–
Governance and administration	People Living With Disability Prog - W39	WPX.0015434	*Reduced poverty and improved livelihoods*	*Governance*	Social Inclusion and Wellbeing Programme	39	18.56955389	*-33.98905526*	97	–	–	–	–	–	-	–
Governance and administration	People Living With Disability Prog - W41	WPX.0015435	*Reduced poverty and improved livelihoods*	*Governance*	Social Inclusion and Wellbeing Programme	41	18.56248463	*-33.98969283*	83	100	100	–	–	–	-	100
Governance and administration	Older Persons Programme - Ward 41	WPX.0015436	*Reduced poverty and improved livelihoods*	*Governance*	Social Inclusion and Wellbeing Programme	41	18.56248463	*-33.98969283*	162	150	150	–	–	–	-	150
Governance and administration	Youth Development Programme - Ward 41	WPX.0015437	*Reduced poverty and improved livelihoods*	*Governance*	Social Inclusion and Wellbeing Programme	41	18.56248463	*-33.98969283*	144	100	100	–	–	–	-	100
Governance and administration	Youth Development Programme - Ward 43	WPX.0015438	*Reduced poverty and improved livelihoods*	*Governance*	Social Inclusion and Wellbeing Programme	43	18.55733089	*-34.04524695*	50	100	100	–	–	–	-	100
Governance and administration	Youth Development Programme - Ward 65	WPX.0015439	*Reduced poverty and improved livelihoods*	*Governance*	Social Inclusion and Wellbeing Programme	65	18.50563494	*-34.03714874*	95	–	–	–	–	–	-	–
Economic and environmental services	Stormwater Drain Markings - Ward 54	WPX.0015442	*Improved service delivery in the local government sphere*	*Spatial integration*	Coastal Programme	54	18.38477535	*-33.96654908*	50	–	–	–	–	–	-	–
Community and public safety	Golden Games - Ward 116	WPX.0015444	*Improved service delivery in the local government sphere*	*Governance*	Quality & safe parks & rec facilit com ot	116	18.62495916	*-34.04368726*	60	–	–	–	–	–	-	–
Community and public safety	Holiday Programmes - Ward 28	WPX.0015446	*Improved service delivery in the local government sphere*	*Governance*	Quality & safe parks & rec facilit com ot	28	18.56101513	*-33.9286334*	50	–	–	–	–	–	-	–
Community and public safety	Park Buddies - Ward 22	WPX.0015448	*Improved service delivery in the local government sphere*	*Governance*	Quality & safe parks & rec facilit com ot	22	18.60734331	*-33.96095289*	150	–	–	–	–	–	-	–
Community and public safety	School Holiday Programmes - Ward 24	WPX.0015450	*Improved service delivery in the local government sphere*	*Governance*	Quality & safe parks & rec facilit com ot	24	18.62824262	*-33.99327177*	100	–	–	–	–	–	-	–
Governance and administration	Youth Development Programme - Ward 68	WPX.0015452	*Reduced poverty and improved livelihoods*	*Governance*	Social Inclusion and Wellbeing Programme	68	18.47290229	*-34.07139085*	100	–	–	–	–	–	-	–
Governance and administration	Older Persons Programme - Ward 76	WPX.0015453	*Reduced poverty and improved livelihoods*	*Governance*	Social Inclusion and Wellbeing Programme	76	18.62082437	*-34.02342484*	99	140	140	–	–	–	-	140
Governance and administration	People Living With Disability Prog - W76	WPX.0015454	*Reduced poverty and improved livelihoods*	*Governance*	Social Inclusion and Wellbeing Programme	76	18.62082437	*-34.02342484*	88	–	–	–	–	–	-	–
Governance and administration	Youth Development Programme - Ward 78	WPX.0015455	*Reduced poverty and improved livelihoods*	*Governance*	Social Inclusion and Wellbeing Programme	78	18.60748624	*-34.03916403*	59	–	–	–	–	–	-	–
Governance and administration	Youth Development Programme - Ward 79	WPX.0015456	*Reduced poverty and improved livelihoods*	*Governance*	Social Inclusion and Wellbeing Programme	79	18.60612828	*-34.06718705*	50	–	–	–	–	–	-	–
Governance and administration	Gender Awareness Programme - Ward 80	WPX.0015457	*Reduced poverty and improved livelihoods*	*Governance*	Social Inclusion and Wellbeing Programme	80	18.57361771	*-34.00690783*	50	200	200	–	–	–	-	200
Governance and administration	Older Persons Programme - Ward 80	WPX.0015458	*Reduced poverty and improved livelihoods*	*Governance*	Social Inclusion and Wellbeing Programme	80	18.57361771	*-34.00690783*	96	100	100	–	–	–	-	100
Governance and administration	People Living With Disability Prog - W80	WPX.0015459	*Reduced poverty and improved livelihoods*	*Governance*	Social Inclusion and Wellbeing Programme	80	18.57361771	*-34.00690783*	–	50	50	–	–	–	-	50
Governance and administration	Youth Development Programme - Ward 80	WPX.0015460	*Reduced poverty and improved livelihoods*	*Governance*	Social Inclusion and Wellbeing Programme	80	18.57361771	*-34.00690783*	250	350	350	–	–	–	-	350
Governance and administration	Youth Development Programme - Ward 88	WPX.0015461	*Reduced poverty and improved livelihoods*	*Governance*	Social Inclusion and Wellbeing Programme	88	18.60136244	*-34.01330429*	99	–	–	–	–	–	-	–
Governance and administration	Older Persons Programme - Ward 92	WPX.0015462	*Reduced poverty and improved livelihoods*	*Governance*	Social Inclusion and Wellbeing Programme	92	18.64492722	*-34.05881063*	244	50	50	–	–	–	-	50
Governance and administration	People Living W Disability Prog - W116	WPX.0015465	*Reduced poverty and improved livelihoods*	*Governance*	Social Inclusion and Wellbeing Programme	116	18.62495916	*-34.04368726*	83	–	–	–	–	–	-	–
Governance and administration	Gender Awareness Programme - Ward 75	WPX.0015466	*Reduced poverty and improved livelihoods*	*Governance*	Social Inclusion and Wellbeing Programme	75	18.5919303	*-34.03090727*	150	–	–	–	–	–	-	–
Governance and administration	Gender Awareness Programme - Ward 79	WPX.0015467	*Reduced poverty and improved livelihoods*	*Governance*	Social Inclusion and Wellbeing Programme	79	18.60612828	*-34.06718705*	50	–	–	–	–	–	-	–
Governance and administration	Older Persons Programme - Ward 33	WPX.0015468	*Reduced poverty and improved livelihoods*	*Governance*	Social Inclusion and Wellbeing Programme	33	18.57874232	*-34.01921051*	130	130	130	–	–	–	-	130
Governance and administration	Older Persons Programme - Ward 43	WPX.0015469	*Reduced poverty and improved livelihoods*	*Governance*	Social Inclusion and Wellbeing Programme	43	18.55733089	*-34.04524695*	50	100	100	–	–	–	-	100
Governance and administration	Older Persons Programme - Ward 66	WPX.0015470	*Reduced poverty and improved livelihoods*	*Governance*	Social Inclusion and Wellbeing Programme	66	18.50971925	*-34.01727885*	156	110	110	–	–	–	-	110
Governance and administration	Older Persons Programme - Ward 78	WPX.0015471	*Reduced poverty and improved livelihoods*	*Governance*	Social Inclusion and Wellbeing Programme	78	18.60748624	*-34.03916403*	80	–	–	–	–	–	-	–
Community and public safety	Sports Tournament - Langa	WPX.0015473	*Improved service delivery in the local government sphere*	*Governance*	Quality & safe parks & rec facilit com ot	915	18.52734648	*-33.93297079*	175	–	–	–	–	–	-	–
Community and public safety	Sports Tournament - Ward 33	WPX.0015475	*Improved service delivery in the local government sphere*	*Governance*	Quality & safe parks & rec facilit com ot	33	18.57874232	*-34.01921051*	53	–	–	–	–	–	-	–

R thousand									2025/26	Budget Year 2026/27						
Function	Project Description	Project Number	MTDP Service Outcome	IUDF	Own Strategic Objectives	Ward Location	GPS Longitude	GPS Lattitude	Audited Outcome	Original Budget	Adjusted Budget	YearTD actual	YearTD budget	YTD variance	YTD variance %	Full Year Forecast
Community and public safety	Seniors Programme - Ward 4	WPX.0015477	*Improved service delivery in the local government sphere*	*Governance*	Quality & safe parks & rec facilit com ot	4	18.51238051	*-33.86358637*	30	–	–	–	–	–	-	–
Community and public safety	Delft Civic Centre - Sports Equipment	WPX.0015479	*Improved service delivery in the local government sphere*	*Governance*	Quality & safe parks & rec facilit com ot	20	18.64421216	*-33.9705465*	47	–	–	–	–	–	-	–
Governance and administration	Ecd Forums Capacitated - Ward 67	WPX.0015481	*Reduced poverty and improved livelihoods*	*Governance*	Social Inclusion and Wellbeing Programme	67	18.5177619	*-34.06974173*	128	–	–	–	–	–	-	–
Governance and administration	Ecd Forums Capacitated - Ward 68	WPX.0015482	*Reduced poverty and improved livelihoods*	*Governance*	Social Inclusion and Wellbeing Programme	68	18.47290229	*-34.07139085*	100	–	–	–	–	–	-	–
Governance and administration	Ecd Support Programme - Ward 73	WPX.0015483	*Reduced poverty and improved livelihoods*	*Governance*	Social Inclusion and Wellbeing Programme	73	18.45652594	*-34.03668853*	30	–	–	–	–	–	-	–
Community and public safety	Tafelsig Community Hall - Rec Equipment	WPX.0015491	*Improved service delivery in the local government sphere*	*Governance*	Quality & safe parks & rec facilit com ot	92	18.64492722	*-34.05881063*	100	–	–	–	–	–	-	–
Community and public safety	Recreational Programmes - Ward 44	WPX.0015493	*Improved service delivery in the local government sphere*	*Governance*	Quality & safe parks & rec facilit com ot	44	18.54902539	*-33.9649954*	90	–	–	–	–	–	-	–
Community and public safety	Park Attendants - Ward 46	WPX.0015495	*Improved service delivery in the local government sphere*	*Governance*	Quality & safe parks & rec facilit com ot	46	18.53489021	*-33.97515138*	240	–	–	–	–	–	-	–
Community and public safety	Active Seniors Programmes - Ward 28	WPX.0015497	*Improved service delivery in the local government sphere*	*Governance*	Quality & safe parks & rec facilit com ot	28	18.56101513	*-33.9286334*	75	–	–	–	–	–	-	–
Community and public safety	Active Kids Afterschool - Ward 28	WPX.0015499	*Improved service delivery in the local government sphere*	*Governance*	Quality & safe parks & rec facilit com ot	28	18.56101513	*-33.9286334*	50	–	–	–	–	–	-	–
Community and public safety	Steel Trees Relocation -Okavango Medians	WPX.0015505	*Improved service delivery in the local government sphere*	*Governance*	Quality & safe parks & rec facilit com ot	103	18.68300383	*-33.84230567*	73	–	–	–	–	–	-	–
Community and public safety	Wessels Road Park - Electrification	WPX.0015507	*Improved service delivery in the local government sphere*	*Governance*	Quality & safe parks & rec facilit com ot	115	18.43740852	*-33.92458525*	40	–	–	–	–	–	-	–
Community and public safety	Company Gardens - Security Plan	WPX.0015509	*Improved service delivery in the local government sphere*	*Governance*	Quality & safe parks & rec facilit com ot	115	18.43740852	*-33.92458525*	110	–	–	–	–	–	-	–
Community and public safety	Sports Tournament - Ward 99	WPX.0015511	*Improved service delivery in the local government sphere*	*Spatial integration*	Clean & healthy waterways & beaches oth	99	18.66984224	*-34.06669401*	50	–	–	–	–	–	-	–
Community and public safety	Parks Maintenance - Ward 67	WPX.0015512	*Improved service delivery in the local government sphere*	*Governance*	Quality & safe parks & rec facilit com ot	67	18.5177619	*-34.06974173*	119	–	–	–	–	–	-	–
Community and public safety	Youth & Seniors Programmes - Ward 67	WPX.0015513	*Improved service delivery in the local government sphere*	*Governance*	Quality & safe parks & rec facilit com ot	67	18.5177619	*-34.06974173*	430	–	–	–	–	–	-	–
Community and public safety	Recreation Prog: Seniors Event - Ward 47	WPX.0015515	*Improved service delivery in the local government sphere*	*Governance*	Quality & safe parks & rec facilit com ot	47	18.53100436	*-33.99284936*	200	–	–	–	–	–	-	–
Community and public safety	Youth & Seniors Programmes - Ward 65	WPX.0015517	*Improved service delivery in the local government sphere*	*Governance*	Quality & safe parks & rec facilit com ot	65	18.50563494	*-34.03714874*	50	–	–	–	–	–	-	–
Community and public safety	Sport & Rec Youth Programme - Ward 109	WPX.0015519	*Improved service delivery in the local government sphere*	*Governance*	Quality & safe parks & rec facilit com ot	109	18.75674254	*-34.05698245*	40	–	–	–	–	–	-	–
Community and public safety	Recreation Prog: Child At Risk - Ward 47	WPX.0015523	*Improved service delivery in the local government sphere*	*Governance*	Quality & safe parks & rec facilit com ot	47	18.53100436	*-33.99284936*	100	–	–	–	–	–	-	–
Community and public safety	Recreational Programmes - Ward 30	WPX.0015525-	*Improved service delivery in the local government sphere*	*Governance*	Quality & safe parks & rec facilit com ot	30	18.54995934	*-33.99150114*	148	–	–	–	–	–	-	–
Economic and environmental services	Business Indaba - Ward 37	WPX.0015527	*Increased employment and work opportunities*	*Inclusion & access*	Inclusive econ develop & growth programe	37	18.58643858	*-33.9933676*	50	–	–	–	–	–	-	–
Economic and environmental services	Community Based Vendor Training - W39	WPX.0015530	*Increased employment and work opportunities*	*Inclusion & access*	Inclusive econ develop & growth programe	39	18.56955389	*-33.98905526*	73	–	–	–	–	–	-	–
Community and public safety	Youth League Afterschool Programme - W11	WPX.0015531	*Improved service delivery in the local government sphere*	*Governance*	Quality & safe parks & rec facilit com ot	11	18.68319895	*-33.93147856*	25	–	–	–	–	–	-	–
Governance and administration	Youth Development Programme - Ward 42	WPX.0015537	*Reduced poverty and improved livelihoods*	*Governance*	Social Inclusion and Wellbeing Programme	42	18.57893805	*-33.9437593*	50	–	–	–	–	–	-	–
Community and public safety	Durbanville Town Hall - 24 Hr Security	WPX.0015539	*Improved service delivery in the local government sphere*	*Governance*	Quality & safe parks & rec facilit com ot	112	18.65342272	*-33.83454229*	475	–	–	–	–	–	-	–
Community and public safety	Park Attendants - Ward 30	WPX.0015540	*Improved service delivery in the local government sphere*	*Governance*	Quality & safe parks & rec facilit com ot	30	18.54995934	*-33.99150114*	115	–	–	–	–	–	-	–
Community and public safety	Park Buddy - Sonstraal Heights	WPX.0015542	*Improved service delivery in the local government sphere*	*Governance*	Quality & safe parks & rec facilit com ot	103	18.68300383	*-33.84230567*	60	–	–	–	–	–	-	–
Community and public safety	Park Buddy - Uitzicht	WPX.0015543	*Improved service delivery in the local government sphere*	*Governance*	Quality & safe parks & rec facilit com ot	103	18.68300383	*-33.84230567*	60	–	–	–	–	–	-	–
Community and public safety	Kenridge Park - Repairs & Maintenance	WPX.0015545	*Improved service delivery in the local government sphere*	*Governance*	Quality & safe parks & rec facilit com ot	70	18.61199653	*-33.85739053*	30	–	–	–	–	–	-	–
Community and public safety	Recreation Programme: Youth - Ward 47	WPX.0015547	*Improved service delivery in the local government sphere*	*Governance*	Quality & safe parks & rec facilit com ot	47	18.53100436	*-33.99284936*	255	–	–	–	–	–	-	–
Community and public safety	Rec Prog: Street Festival - Hanover Park	WPX.0015549	*Improved service delivery in the local government sphere*	*Governance*	Quality & safe parks & rec facilit com ot	47	18.53100436	*-33.99284936*	200	–	–	–	–	–	-	–
Community and public safety	Active Kids Programme - Ward 14	WPX.0015553	*Improved service delivery in the local government sphere*	*Governance*	Quality & safe parks & rec facilit com ot	14	18.71634154	*-33.96450363*	40	–	–	–	–	–	-	–
Community and public safety	Youth League Afterschool Programme - W16	WPX.0015557	*Improved service delivery in the local government sphere*	*Governance*	Quality & safe parks & rec facilit com ot	16	18.71657505	*-34.01972369*	40	–	–	–	–	–	-	–
Community and public safety	Aquatics Programme - Ward 16	WPX.0015559	*Improved service delivery in the local government sphere*	*Governance*	Quality & safe parks & rec facilit com ot	16	18.71657505	*-34.01972369*	30	–	–	–	–	–	-	–
Community and public safety	Active Seniors Programme - Ward 16	WPX.0015561	*Improved service delivery in the local government sphere*	*Governance*	Quality & safe parks & rec facilit com ot	16	18.71657505	*-34.01972369*	30	–	–	–	–	–	-	–
Community and public safety	Law Enforcement Officer - Ward 100	WPX.0015566	*Enhanced peace and security in Africa*	*Governance*	Effct law enfrcmnt to make comm safer ot	100	18.88830128	*-34.18229956*	200	–	–	–	–	–	-	–
Community and public safety	Rent-A-Cop - Ward 57	WPX.0015567	*Enhanced peace and security in Africa*	*Governance*	Effct law enfrcmnt to make comm safer ot	57	18.46165337	*-33.94195667*	650	650	650	32	–	32	100.0%	650
Community and public safety	Youth League Afterschool Programme - W17	WPX.0015571	*Improved service delivery in the local government sphere*	*Governance*	Quality & safe parks & rec facilit com ot	17	18.7045077	*-33.99734619*	93	–	–	–	–	–	-	–
Community and public safety	Traffic Wardens - Ward 16	WPX.0015574	*Enhanced peace and security in Africa*	*Governance*	Effct law enfrcmnt to make comm safer ot	16	18.71657505	*-34.01972369*	–	40	40	40	7	33	500.0%	40
Community and public safety	Maintenance Cctv/Lpr Cameras - Ward 60	WPX.0015575	*Enhanced peace and security in Africa*	*Governance*	Effct law enfrcmnt to make comm safer ot	60	18.50232238	*-33.99203343*	130	150	150	130	50	80	160.6%	150
Community and public safety	Maintenance Cctv/Lpr Cameras - Ward 56	WPX.0015576	*Enhanced peace and security in Africa*	*Governance*	Effct law enfrcmnt to make comm safer ot	56	18.51498737	*-33.90949186*	37	40	40	–	–	–	-	40

R thousand									2025/26	Budget Year 2026/27						
Function	Project Description	Project Number	MTDP Service Outcome	IUDF	Own Strategic Objectives	Ward Location	GPS Longitude	GPS Lattitude	Audited Outcome	Original Budget	Adjusted Budget	YearTD actual	YearTD budget	YTD variance	YTD variance %	Full Year Forecast
Community and public safety	Maintenance Lpr Cameras - Ward 109	WPX.0015577	*Enhanced peace and security in Africa*	*Governance*	Effct law enfrcmnt to make comm safer ot	109	18.75674254	*-34.05698245*	34	–	–	–	–	–	-	–
Community and public safety	Maintenance Lpr Cameras - Ward 14	WPX.0015578	*Enhanced peace and security in Africa*	*Governance*	Effct law enfrcmnt to make comm safer ot	14	18.71634154	*-33.96450363*	17	–	–	–	–	–	-	–
Community and public safety	Maintenance Lpr Cameras - Ward 17	WPX.0015579	*Enhanced peace and security in Africa*	*Governance*	Effct law enfrcmnt to make comm safer ot	17	18.7045077	*-33.99734619*	17	–	–	–	–	–	-	–
Community and public safety	Maintenance Cctv Cameras - Ward 2	WPX.0015580	*Enhanced peace and security in Africa*	*Governance*	Effct law enfrcmnt to make comm safer ot	2	18.58202398	*-33.89607653*	35	85	85	74	–	74	100.0%	85
Community and public safety	Welmoed Cemetery - Beautification	WPX.0015581	*Improved service delivery in the local government sphere*	*Governance*	Quality & safe parks & rec facilit com ot	14	18.71634154	*-33.96450363*	234	–	–	–	–	–	-	–
Community and public safety	Welmoed Cemetery - Maintenance	WPX.0015583	*Improved service delivery in the local government sphere*	*Governance*	Quality & safe parks & rec facilit com ot	14	18.71634154	*-33.96450363*	136	–	–	–	–	–	-	–
Community and public safety	Bush Clearing - Ward 17	WPX.0015585	*Improved service delivery in the local government sphere*	*Governance*	Quality & safe parks & rec facilit com ot	17	18.7045077	*-33.99734619*	88	–	–	–	–	–	-	–
Community and public safety	Active Kids Programme - Ward 16	WPX.0015589	*Improved service delivery in the local government sphere*	*Governance*	Quality & safe parks & rec facilit com ot	16	18.71657505	*-34.01972369*	30	–	–	–	–	–	-	–
Economic and environmental services	Wolverivier Inform Trading Zone - Maint	WPX.0015591	*Increased employment and work opportunities*	*Inclusion & access*	Inclusive econ develop & growth programe	23	18.4923232	*-33.74125081*	–	100	100	–	18	(18)	-100.0%	100
Economic and environmental services	Gugulethu Meat Market - Assistants	WPX.0015594	*Increased employment and work opportunities*	*Inclusion & access*	Inclusive econ develop & growth programe	40	18.57387679	*-33.97340872*	100	150	150	–	–	–	-	150
Economic and environmental services	Food Garden - Ward 65	WPX.0015597	*Increased employment and work opportunities*	*Inclusion & access*	Inclusive econ develop & growth programe	65	18.50563494	*-34.03714874*	42	–	–	–	–	–	-	–
Economic and environmental services	Uluntu Plaza - Cleaning	WPX.0015599	*Increased employment and work opportunities*	*Inclusion & access*	Inclusive econ develop & growth programe	101	18.7466469	*-33.84226897*	79	–	–	–	–	–	-	–
Economic and environmental services	Summer Market - Ward 68	WPX.0015601	*Increased employment and work opportunities*	*Inclusion & access*	Inclusive econ develop & growth programe	68	18.47290229	*-34.07139085*	350	–	–	–	–	–	-	–
Economic and environmental services	Wallacedene Market Space - Security	WPX.0015603	*Increased employment and work opportunities*	*Inclusion & access*	Inclusive econ develop & growth programe	6	18.73912952	*-33.87286115*	291	390	390	–	–	–	-	390
Economic and environmental services	Wallacedene Market Space - Cleaning	WPX.0015604	*Increased employment and work opportunities*	*Inclusion & access*	Inclusive econ develop & growth programe	6	18.73912952	*-33.87286115*	148	210	210	–	–	–	-	210
Economic and environmental services	My Cape Town Market - Scottsdene	WPX.0015606	*Increased employment and work opportunities*	*Inclusion & access*	Inclusive econ develop & growth programe	7	18.71779748	*-33.87783532*	150	150	150	–	–	–	-	150
Economic and environmental services	Community Food Garden - Ward 7	WPX.0015609	*Increased employment and work opportunities*	*Inclusion & access*	Inclusive econ develop & growth programe	7	18.71779748	*-33.87783532*	103	300	300	–	30	(30)	-100.0%	300
Trading services	Urban Waste By-Law Enfor Overtime - W105	WPX.0015610	*Improved service delivery in the local government sphere*	*Growth*	Promotg Cleanliness& illegal dumping prg	105	18.66790624	*-33.72834618*	220	–	–	–	–	–	-	–
Community and public safety	Traffic Services Overtime - Ward 21	WPX.0015614	*Enhanced peace and security in Africa*	*Governance*	Effct law enfrcmnt to make comm safer ot	21	18.65332397	*-33.86163013*	50	38	38	–	6	(6)	-100.0%	38
Trading services	Area Cleaning - Ward 39	WPX.0015615	*Improved service delivery in the local government sphere*	*Growth*	Promotg Cleanliness& illegal dumping prg	39	18.56955389	*-33.98905526*	300	200	200	–	–	–	-	200
Community and public safety	Maintenance Cctv/Lpr Cameras - Ward 104	WPX.0015621	*Enhanced peace and security in Africa*	*Governance*	Effct law enfrcmnt to make comm safer ot	104	18.53267328	*-33.81205251*	30	35	35	30	–	30	100.0%	35
Governance and administration	Nw Equipment - Ward 106	WPX.0015633	*An ethical, capable, and professional public service*	*Growth*	Strengthth Partner for safer commnty oth	106	18.64007311	*-33.98122125*	150	–	–	–	–	–	-	–
Governance and administration	Nw Equipment - Ward 9	WPX.0015639	*An ethical, capable, and professional public service*	*Growth*	Strengthth Partner for safer commnty oth	9	18.64609882	*-33.92322813*	25	–	–	–	–	–	-	–
Governance and administration	Nw Equipment - Ward 83	WPX.0015640	*An ethical, capable, and professional public service*	*Growth*	Strengthth Partner for safer commnty oth	83	18.81904302	*-34.09054507*	80	80	80	–	–	–	-	80
Governance and administration	Nw Equipment - Ward 85	WPX.0015641	*An ethical, capable, and professional public service*	*Growth*	Strengthth Partner for safer commnty oth	85	18.84750119	*-34.11869385*	150	100	100	–	–	–	-	100
Governance and administration	Nw Equipment - Ward 94	WPX.0015642	*An ethical, capable, and professional public service*	*Growth*	Strengthth Partner for safer commnty oth	94	18.6647858	*-34.03577003*	200	–	–	–	–	–	-	–
Trading services	Canal Cleaning - Ward 62	WPX.0015644	*Improved service delivery in the local government sphere*	*Spatial integration*	Healthy urban waterways programme	62	18.43367901	*-34.00096968*	85	–	–	–	–	–	-	–
Trading services	River Cleaning - Ward 83	WPX.0015647	*Improved service delivery in the local government sphere*	*Spatial integration*	Healthy urban waterways programme	83	18.81904302	*-34.09054507*	66	–	–	–	–	–	-	–
Community and public safety	Recreational Programmes - Ward 50	WPX.0015648	*Improved service delivery in the local government sphere*	*Governance*	Quality & safe parks & rec facilit com ot	50	18.5516217	*-33.94899444*	121	–	–	–	–	–	-	–
Community and public safety	Job Creation: Rodent Control - Ward 91	WPX.0015649	*Improved access to affordable and quality healthcare*	*Inclusion & access*	City Health Programme	91	18.65997188	*-34.02435596*	250	150	150	–	–	–	-	150
Community and public safety	Maintenance Cctv Cameras - Ward 9	WPX.0015661	*Enhanced peace and security in Africa*	*Governance*	Effct law enfrcmnt to make comm safer ot	9	18.64609882	*-33.92322813*	35	40	40	–	–	–	-	40
Community and public safety	Maintenance Lpr Cameras - Ward 21	WPX.0015662	*Enhanced peace and security in Africa*	*Governance*	Effct law enfrcmnt to make comm safer ot	21	18.65332397	*-33.86163013*	36	–	–	–	–	–	-	–
Community and public safety	Maintenance Cctv/Lpr Cameras - Ward 84	WPX.0015663	*Enhanced peace and security in Africa*	*Governance*	Effct law enfrcmnt to make comm safer ot	84	18.92228392	*-34.07403108*	50	50	50	–	–	–	-	50
Governance and administration	Nw Equipment - Ward 77	WPX.0015676	*An ethical, capable, and professional public service*	*Growth*	Strengthth Partner for safer commnty oth	77	18.41474705	*-33.94737595*	80	–	–	–	–	–	-	–
Governance and administration	Nw Support Programme - Ward 81	WPX.0015678	*An ethical, capable, and professional public service*	*Growth*	Strengthth Partner for safer commnty oth	81	18.59865526	*-34.05408459*	100	80	80	–	–	–	-	80
Governance and administration	Nw Training Programme - Ward 110	WPX.0015679	*An ethical, capable, and professional public service*	*Growth*	Strengthth Partner for safer commnty oth	110	18.48191809	*-34.06117173*	50	–	–	–	–	–	-	–
Community and public safety	Disaster Management Programme - Ward 6	WPX.0015691	*Improved service delivery in the local government sphere*	*Governance*	Disaster Risk Reduct and Respnse Program	6	18.73912952	*-33.87286115*	100	–	–	–	–	–	-	–
Community and public safety	Job Creation: Rodent Control - Ward 89	WPX.0015692	*Improved access to affordable and quality healthcare*	*Inclusion & access*	City Health Programme	89	18.65994116	*-34.01604825*	299	200	200	–	33	(33)	-100.0%	200
Community and public safety	Law Enforcement Overtime - Ward 107	WPX.0015693	*Enhanced peace and security in Africa*	*Governance*	Effct law enfrcmnt to make comm safer ot	107	18.49346085	*-33.80944892*	80	80	80	–	13	(13)	-100.0%	80
Community and public safety	Law Enforcement Overtime - Ward 26	WPX.0015694	*Enhanced peace and security in Africa*	*Governance*	Effct law enfrcmnt to make comm safer ot	26	18.57723015	*-33.91480807*	100	100	100	–	9	(9)	-100.0%	100
Community and public safety	Law Enforcement Overtime - Ward 27	WPX.0015695	*Enhanced peace and security in Africa*	*Governance*	Effct law enfrcmnt to make comm safer ot	27	18.54849195	*-33.89964299*	100	100	100	–	9	(9)	-100.0%	100
Economic and environmental services	Sidewalk Maintenance - Ravensmead	WPX.0015712	*Skills for the economy*	*Growth*	Sustain,eff,safe & afford travel opt oth	200	18.5949097	*-33.89079226*	–	400	400	–	–	–	-	400

R thousand									2025/26	Budget Year 2026/27						
Function	Project Description	Project Number	MTDP Service Outcome	IUDF	Own Strategic Objectives	Ward Location	GPS Longitude	GPS Lattitude	Audited Outcome	Original Budget	Adjusted Budget	YearTD actual	YearTD budget	YTD variance	YTD variance %	Full Year Forecast
Economic and environmental services	Road Markings - Tamarisk Street	WPX.0015714	*Skills for the economy*	*Growth*	Sustain,eff,safe & afford travel opt oth	24	18.62824262	*-33.99327177*	–	50	50	–	–	–	-	50
Economic and environmental services	Repainting Street Names - Ward 83	WPX.0015716	*Skills for the economy*	*Growth*	Sustain,eff,safe & afford travel opt oth	83	18.81904302	*-34.09054507*	–	30	30	–	15	(15)	-100.0%	30
Economic and environmental services	Roadmarkings & Street Names - Ward 85	WPX.0015718	*Skills for the economy*	*Growth*	Sustain,eff,safe & afford travel opt oth	85	18.84750119	*-34.11869385*	–	250	250	–	–	–	-	250
Economic and environmental services	Zoarvlei - Cleaning & Clearing	WPX.0015719	*Improved service delivery in the local government sphere*	*Spatial integration*	Environm & Biodiversity Managt Programme	55	18.4941103	*-33.89643605*	–	60	60	–	–	–	-	60
Governance and administration	Gender Programme - Ward 56	WPX.0015722	*Reduced poverty and improved livelihoods*	*Governance*	Social Inclusion and Wellbeing Programme	56	18.51498737	*-33.90949186*	–	100	100	–	–	–	-	100
Community and public safety	Fisantekraal Lib - Reading Programme	WPX.0015723	*Improved service delivery in the local government sphere*	*Inclusion & access*	Quality Community facilities programme	105	18.66790624	*-33.72834618*	–	35	35	–	–	–	-	35
Community and public safety	Kuils River Lib - Digital Literacy Prog	WPX.0015724	*Improved service delivery in the local government sphere*	*Inclusion & access*	Quality Community facilities programme	11	18.68319895	*-33.93147856*	–	50	50	–	15	(15)	-100.0%	50
Community and public safety	Pd Paulse Library - Board Games	WPX.0015725	*Improved service delivery in the local government sphere*	*Inclusion & access*	Quality Community facilities programme	11	18.68319895	*-33.93147856*	–	7	7	–	–	–	-	7
Community and public safety	Westridge Library - Reading Programme	WPX.0015727	*Improved service delivery in the local government sphere*	*Inclusion & access*	Quality Community facilities programme	81	18.59865526	*-34.05408459*	–	10	10	5	5	–	-	10
Community and public safety	Weltevreden Library - Reading Programme	WPX.0015728	*Improved service delivery in the local government sphere*	*Inclusion & access*	Quality Community facilities programme	33	18.57874232	*-34.01921051*	–	10	10	6	–	6	100.0%	10
Community and public safety	Ottery Library - Outreach Programme	WPX.0015730	*Improved service delivery in the local government sphere*	*Inclusion & access*	Quality Community facilities programme	66	18.50971925	*-34.01727885*	–	30	30	9	10	(1)	-8.7%	30
Governance and administration	Gender Programme - Ward 104	WPX.0015732	*Reduced poverty and improved livelihoods*	*Governance*	Social Inclusion and Wellbeing Programme	104	18.53267328	*-33.81205251*	–	50	50	–	–	–	-	50
Governance and administration	Ecd Resources - Ward 101	WPX.0015733	*Reduced poverty and improved livelihoods*	*Governance*	Social Inclusion and Wellbeing Programme	101	18.7466469	*-33.84226897*	–	70	70	–	–	–	-	70
Governance and administration	Street People Programme - Ward 54	WPX.0015734	*Reduced poverty and improved livelihoods*	*Governance*	Social Inclusion and Wellbeing Programme	54	18.38477535	*-33.96654908*	–	50	50	–	–	–	-	50
Governance and administration	Street People Programme - Ward 57	WPX.0015735	*Reduced poverty and improved livelihoods*	*Governance*	Social Inclusion and Wellbeing Programme	57	18.46165337	*-33.94195667*	–	75	75	–	–	–	-	75
Governance and administration	Street People Programme - Ward 77	WPX.0015736	*Reduced poverty and improved livelihoods*	*Governance*	Social Inclusion and Wellbeing Programme	77	18.41474705	*-33.94737595*	–	50	50	–	–	–	-	50
Governance and administration	Youth Development - Bo-Kaap	WPX.0015737	*Reduced poverty and improved livelihoods*	*Governance*	Social Inclusion and Wellbeing Programme	77	18.41474705	*-33.94737595*	–	50	50	–	–	–	-	50
Governance and administration	Street People Programme - Ward 115	WPX.0015738	*Reduced poverty and improved livelihoods*	*Governance*	Social Inclusion and Wellbeing Programme	115	18.43740852	*-33.92458525*	–	50	50	–	–	–	-	50
Governance and administration	Ecd Resources - Ward 42	WPX.0015739	*Reduced poverty and improved livelihoods*	*Governance*	Social Inclusion and Wellbeing Programme	42	18.57893805	*-33.9437593*	–	60	60	–	–	–	-	60
Governance and administration	Ecd Resources - Ward 52	WPX.0015740	*Reduced poverty and improved livelihoods*	*Governance*	Social Inclusion and Wellbeing Programme	52	18.53830824	*-33.94851421*	–	50	50	–	–	–	-	50
Governance and administration	Ecd Resources - Ward 31	WPX.0015741	*Reduced poverty and improved livelihoods*	*Governance*	Social Inclusion and Wellbeing Programme	31	18.57512024	*-33.96054055*	–	50	50	–	–	–	-	50
Governance and administration	Ecd Resources - Ward 51	WPX.0015742	*Reduced poverty and improved livelihoods*	*Governance*	Social Inclusion and Wellbeing Programme	51	18.52432166	*-33.94509636*	–	150	150	–	–	–	-	150
Governance and administration	Ecd Resources - Ward 95	WPX.0015744	*Reduced poverty and improved livelihoods*	*Governance*	Social Inclusion and Wellbeing Programme	95	18.71260275	*-34.06305742*	–	100	100	–	–	–	-	100
Governance and administration	Ecd Resources - Ward 96	WPX.0015745	*Reduced poverty and improved livelihoods*	*Governance*	Social Inclusion and Wellbeing Programme	96	18.70647917	*-34.04146456*	–	100	100	–	–	–	-	100
Governance and administration	Gender Programme - Ward 96	WPX.0015746	*Reduced poverty and improved livelihoods*	*Governance*	Social Inclusion and Wellbeing Programme	96	18.70647917	*-34.04146456*	–	100	100	4	2	2	147.0%	100
Governance and administration	Ecd Resources - Ward 97	WPX.0015747	*Reduced poverty and improved livelihoods*	*Governance*	Social Inclusion and Wellbeing Programme	97	18.68054537	*-34.04749971*	–	100	100	–	–	–	-	100
Governance and administration	Ecd Resources - Ward 98	WPX.0015748	*Reduced poverty and improved livelihoods*	*Governance*	Social Inclusion and Wellbeing Programme	98	18.66242303	*-34.05090742*	–	100	100	–	–	–	-	100
Governance and administration	Gender Programme - Ward 99	WPX.0015749	*Reduced poverty and improved livelihoods*	*Governance*	Social Inclusion and Wellbeing Programme	99	18.66984224	*-34.06669401*	–	100	100	–	–	–	-	100
Governance and administration	Youth Development Programme - Ward 99	WPX.0015750	*Reduced poverty and improved livelihoods*	*Governance*	Social Inclusion and Wellbeing Programme	99	18.66984224	*-34.06669401*	–	100	100	5	5	–	-	100
Governance and administration	Ecd Resources - Ward 99	WPX.0015751	*Reduced poverty and improved livelihoods*	*Governance*	Social Inclusion and Wellbeing Programme	99	18.66984224	*-34.06669401*	–	50	50	–	–	–	-	50
Governance and administration	Gender Programme - Ward 97	WPX.0015752	*Reduced poverty and improved livelihoods*	*Governance*	Social Inclusion and Wellbeing Programme	97	18.68054537	*-34.04749971*	–	100	100	–	–	–	-	100
Governance and administration	Ecd Resources - Ward 14	WPX.0015753	*Reduced poverty and improved livelihoods*	*Governance*	Social Inclusion and Wellbeing Programme	14	18.71634154	*-33.96450363*	–	30	30	–	–	–	-	30
Governance and administration	Ecd Resources - Ward 16	WPX.0015754	*Reduced poverty and improved livelihoods*	*Governance*	Social Inclusion and Wellbeing Programme	16	18.71657505	*-34.01972369*	–	100	100	–	–	–	-	100
Governance and administration	Ecd Resources - Ward 17	WPX.0015755	*Reduced poverty and improved livelihoods*	*Governance*	Social Inclusion and Wellbeing Programme	17	18.7045077	*-33.99734619*	–	100	100	–	–	–	-	100
Governance and administration	Ecd Resources - Ward 108	WPX.0015756	*Reduced poverty and improved livelihoods*	*Governance*	Social Inclusion and Wellbeing Programme	108	18.67712691	*-33.98284001*	–	50	50	–	–	–	-	50
Governance and administration	Youth Development Programme - Ward 108	WPX.0015757	*Reduced poverty and improved livelihoods*	*Governance*	Social Inclusion and Wellbeing Programme	108	18.67712691	*-33.98284001*	–	50	50	3	3	–	-	50
Governance and administration	Youth Development Programme - Ward 84	WPX.0015758	*Reduced poverty and improved livelihoods*	*Governance*	Social Inclusion and Wellbeing Programme	84	18.92228392	*-34.07403108*	–	50	50	6	6	–	-	50
Governance and administration	Older Persons Programme - Ward 85	WPX.0015759	*Reduced poverty and improved livelihoods*	*Governance*	Social Inclusion and Wellbeing Programme	85	18.84750119	*-34.11869385*	–	100	100	–	–	–	-	100
Governance and administration	Older Persons Programme - Ward 86	WPX.0015760	*Reduced poverty and improved livelihoods*	*Governance*	Social Inclusion and Wellbeing Programme	86	18.86486379	*-34.11819966*	–	80	80	–	–	–	-	80
Governance and administration	Gender Programme - Ward 86	WPX.0015761	*Reduced poverty and improved livelihoods*	*Governance*	Social Inclusion and Wellbeing Programme	86	18.86486379	*-34.11819966*	–	50	50	–	–	–	-	50
Governance and administration	Ecd Resources - Ward 86	WPX.0015762	*Reduced poverty and improved livelihoods*	*Governance*	Social Inclusion and Wellbeing Programme	86	18.86486379	*-34.11819966*	–	50	50	–	–	–	-	50
Governance and administration	Older Persons Programme - Ward 109	WPX.0015763	*Reduced poverty and improved livelihoods*	*Governance*	Social Inclusion and Wellbeing Programme	108	18.67712691	*-33.98284001*	–	70	70	–	–	–	-	70

R thousand									2025/26	Budget Year 2026/27						
Function	Project Description	Project Number	MTDP Service Outcome	IUDF	Own Strategic Objectives	Ward Location	GPS Longitude	GPS Lattitude	Audited Outcome	Original Budget	Adjusted Budget	YearTD actual	YearTD budget	YTD variance	YTD variance %	Full Year Forecast
Governance and administration	Gender Programme - Ward 109	WPX.0015764	*Reduced poverty and improved livelihoods*	*Governance*	Social Inclusion and Wellbeing Programme	109	18.75674254	*-34.05698245*	–	70	70	–	–	–	-	70
Community and public safety	Meadowridge Library - Outreach Programme	WPX.0015765	*Improved service delivery in the local government sphere*	*Inclusion & access*	Quality Community facilities programme	73	18.45652594	*-34.03668853*	13	–	–	–	–	–	-	–
Community and public safety	Park Maintenance - Ward 26	WPX.0015766	*Improved service delivery in the local government sphere*	*Governance*	Quality & safe parks & rec facilit com ot	26	18.57723015	*-33.91480807*	–	100	100	–	–	–	-	100
Community and public safety	Park Maintenance - Ward 27	WPX.0015767	*Improved service delivery in the local government sphere*	*Governance*	Quality & safe parks & rec facilit com ot	26	18.57723015	*-33.91480807*	–	100	100	–	–	–	-	100
Community and public safety	Active Seniors Programme - Ward 28	WPX.0015768	*Improved service delivery in the local government sphere*	*Governance*	Quality & safe parks & rec facilit com ot	28	18.56101513	*-33.9286334*	–	70	70	–	–	–	-	70
Community and public safety	Holiday Programme - Ward 28	WPX.0015769	*Improved service delivery in the local government sphere*	*Inclusion and access*	Healthy and sustainable environment oth	28	18.56101513	*-33.9286334*	–	100	100	3	–	3	100.0%	100
Community and public safety	Arts & Culture Development - Ward 104	WPX.0015772	*Reduced poverty and improved livelihoods*	*Governance*	Social Inclusion and Wellbeing Programme	104	18.53267328	*-33.81205251*	–	250	250	–	–	–	-	250
Community and public safety	Heritage Capacity Building - Ward 98	WPX.0015773	*Reduced poverty and improved livelihoods*	*Governance*	Social Inclusion and Wellbeing Programme	98	18.66242303	*-34.05090742*	–	100	100	–	–	–	-	100
Community and public safety	Arts & Culture Development - Ward 99	WPX.0015774	*Reduced poverty and improved livelihoods*	*Governance*	Social Inclusion and Wellbeing Programme	99	18.66984224	*-34.06669401*	–	50	50	–	–	–	-	50
Community and public safety	Heritage Showcase - Ward 6	WPX.0015775	*Reduced poverty and improved livelihoods*	*Governance*	Social Inclusion and Wellbeing Programme	6	18.73912952	*-33.87286115*	–	100	100	–	–	–	-	100
Community and public safety	Heritage Showcase - Ward 101	WPX.0015776	*Reduced poverty and improved livelihoods*	*Governance*	Social Inclusion and Wellbeing Programme	101	18.7466469	*-33.84226897*	–	80	80	–	–	–	-	80
Community and public safety	Emerging Artists Capacity Building - W11	WPX.0015777	*Reduced poverty and improved livelihoods*	*Governance*	Social Inclusion and Wellbeing Programme	11	18.68319895	*-33.93147856*	–	67	67	–	–	–	-	67
Community and public safety	Emerging Artists Capacity Building - W14	WPX.0015778	*Reduced poverty and improved livelihoods*	*Governance*	Social Inclusion and Wellbeing Programme	14	18.71634154	*-33.96450363*	–	60	60	–	–	–	-	60
Community and public safety	Emerging Artists Capacity Building - W49	WPX.0015779	*Reduced poverty and improved livelihoods*	*Governance*	Social Inclusion and Wellbeing Programme	49	18.5190231	*-33.95738146*	–	200	200	–	–	–	-	200
Community and public safety	Heritage Showcase - Ward 51	WPX.0015780	*Reduced poverty and improved livelihoods*	*Governance*	Social Inclusion and Wellbeing Programme	51	18.52432166	*-33.94509636*	–	200	200	–	–	–	-	200
Economic and environmental services	Green Jobs - Ward 19	WPX.0015782	*Improved service delivery in the local government sphere*	*Spatial integration*	Environm & Biodiversity Managt Programme	19	18.66911122	*-33.95769848*	–	232	232	–	–	–	-	232
Governance and administration	Programme For Older Persons - Ward 2	WPX.0015783	*Reduced poverty and improved livelihoods*	*Governance*	Social Inclusion and Wellbeing Programme	2	18.58202398	*-33.89607653*	–	50	50	–	–	–	-	50
Governance and administration	Gender Programme - Ward 9	WPX.0015784	*Reduced poverty and improved livelihoods*	*Governance*	Social Inclusion and Wellbeing Programme	9	18.64609882	*-33.92322813*	–	34	34	–	–	–	-	34
Governance and administration	Youth Development Programme - Ward 9	WPX.0015785	*Reduced poverty and improved livelihoods*	*Governance*	Social Inclusion and Wellbeing Programme	9	18.64609882	*-33.92322813*	–	34	34	5	–	5	100.0%	34
Governance and administration	Programme For Older Persons - Ward 10	WPX.0015786	*Reduced poverty and improved livelihoods*	*Governance*	Social Inclusion and Wellbeing Programme	10	18.61777131	*-33.91539763*	–	50	50	–	–	–	-	50
Governance and administration	Youth Development Programme - Ward 25	WPX.0015787	*Reduced poverty and improved livelihoods*	*Governance*	Social Inclusion and Wellbeing Programme	25	18.59443666	*-33.93031222*	–	30	30	–	–	–	-	30
Governance and administration	Ecd Training Programme - Ward 28	WPX.0015788	*Reduced poverty and improved livelihoods*	*Governance*	Social Inclusion and Wellbeing Programme	28	18.56101513	*-33.9286334*	–	70	70	–	–	–	-	70
Governance and administration	Gender Programme - Elsies River	WPX.0015789	*Reduced poverty and improved livelihoods*	*Governance*	Social Inclusion and Wellbeing Programme	28	18.56101513	*-33.9286334*	–	70	70	–	–	–	-	70
Governance and administration	Ecd Resources - Elsies River	WPX.0015790	*Reduced poverty and improved livelihoods*	*Governance*	Social Inclusion and Wellbeing Programme	28	18.56101513	*-33.9286334*	–	100	100	–	–	–	-	100
Community and public safety	Arts & Culture Development - Browns Farm	WPX.0015791	*Reduced poverty and improved livelihoods*	*Governance*	Social Inclusion and Wellbeing Programme	34	18.5844646	*-34.0104238*	–	100	100	–	–	–	-	100
Community and public safety	Heritage Showcase - Gugulethu	WPX.0015792	*Reduced poverty and improved livelihoods*	*Governance*	Social Inclusion and Wellbeing Programme	39	18.56955389	*-33.98905526*	–	100	100	–	–	–	-	100
Community and public safety	Public Art: Co-Design & Mural - Wesfleur	WPX.0015793	*Reduced poverty and improved livelihoods*	*Governance*	Social Inclusion and Wellbeing Programme	32	18.51150386	*-33.62020498*	–	170	170	4	51	(47)	-92.8%	170
Community and public safety	Recreation Leadership Dev Prog - Ward 22	WPX.0015797	*Improved service delivery in the local government sphere*	*Governance*	Quality & safe parks & rec facilit com ot	22	18.60734331	*-33.96095289*	–	100	100	–	–	–	-	100
Community and public safety	Active Seniors Programme - Ward 22	WPX.0015799	*Improved service delivery in the local government sphere*	*Governance*	Quality & safe parks & rec facilit com ot	22	18.60734331	*-33.96095289*	–	80	80	–	–	–	-	80
Economic and environmental services	Green Jobs - Ward 71	WPX.0015801	*Improved service delivery in the local government sphere*	*Spatial integration*	Environm & Biodiversity Managt Programme	71	18.4215755	*-34.07014868*	–	105	105	–	–	–	-	105
Community and public safety	Fitness Programme - Ward 111	WPX.0015803	*Improved service delivery in the local government sphere*	*Governance*	Quality & safe parks & rec facilit com ot	111	18.70564755	*-33.85929222*	–	30	30	–	–	–	-	30
Community and public safety	Park Buddies - Ward 45	WPX.0015804	*Improved service delivery in the local government sphere*	*Governance*	Quality & safe parks & rec facilit com ot	45	18.49120076	*-34.08789413*	–	106	106	–	–	–	-	106
Community and public safety	Active Seniors Programme - Ward 4	WPX.0015805	*Improved service delivery in the local government sphere*	*Governance*	Quality & safe parks & rec facilit com ot	4	18.51238051	*-33.86358637*	–	100	100	–	–	–	-	100
Community and public safety	Park Maintenance - Ward 4	WPX.0015806	*Improved service delivery in the local government sphere*	*Governance*	Quality & safe parks & rec facilit com ot	4	18.51238051	*-33.86358637*	–	80	80	–	–	–	-	80
Community and public safety	Active Kids Afterschool Prog - Joe Slovo	WPX.0015807	*Improved service delivery in the local government sphere*	*Governance*	Quality & safe parks & rec facilit com ot	4	18.51238051	*-33.86358637*	–	50	50	–	–	–	-	50
Governance and administration	Ecd Resources - Ward 22	WPX.0015811	*Reduced poverty and improved livelihoods*	*Governance*	Social Inclusion and Wellbeing Programme	22	18.60734331	*-33.96095289*	–	100	100	–	–	–	-	100
Governance and administration	Ecd Resources - Ward 24	WPX.0015812	*Reduced poverty and improved livelihoods*	*Governance*	Social Inclusion and Wellbeing Programme	24	18.62824262	*-33.99327177*	–	170	170	–	–	–	-	170
Governance and administration	Gender Programme - Ward 30	WPX.0015813	*Reduced poverty and improved livelihoods*	*Governance*	Social Inclusion and Wellbeing Programme	30	18.54995934	*-33.99150114*	–	60	60	–	–	–	-	60
Governance and administration	Ecd Resources - Ward 30	WPX.0015814	*Reduced poverty and improved livelihoods*	*Governance*	Social Inclusion and Wellbeing Programme	30	18.54995934	*-33.99150114*	–	60	60	–	–	–	-	60
Governance and administration	Youth Development Programme - Ward 46	WPX.0015815	*Reduced poverty and improved livelihoods*	*Governance*	Social Inclusion and Wellbeing Programme	46	18.53489021	*-33.97515138*	–	100	100	–	–	–	-	100
Governance and administration	Gender Programme - Ward 49	WPX.0015816	*Reduced poverty and improved livelihoods*	*Governance*	Social Inclusion and Wellbeing Programme	49	18.5190231	*-33.95738146*	–	100	100	–	–	–	-	100
Governance and administration	Ecd Resources - Ward 60	WPX.0015817	*Reduced poverty and improved livelihoods*	*Governance*	Social Inclusion and Wellbeing Programme	60	18.50232238	*-33.99203343*	–	30	30	–	–	–	-	30

R thousand									2025/26	Budget Year 2026/27						
Function	Project Description	Project Number	MTDP Service Outcome	IUDF	Own Strategic Objectives	Ward Location	GPS Longitude	GPS Lattitude	Audited Outcome	Original Budget	Adjusted Budget	YearTD actual	YearTD budget	YTD variance	YTD variance %	Full Year Forecast
Governance and administration	Street People Programme - Subcouncil 19	WPX.0015818	*Reduced poverty and improved livelihoods*	*Governance*	Social Inclusion and Wellbeing Programme	69	18.37927292	*-34.10694214*	–	162	162	–	–	–	-	162
Governance and administration	Older Persons Programme - Ward 35	WPX.0015819	*Reduced poverty and improved livelihoods*	*Governance*	Social Inclusion and Wellbeing Programme	35	18.61143543	*-34.00566071*	–	150	150	–	–	–	-	150
Governance and administration	Older Persons Programme - Ward 116	WPX.0015820	*Reduced poverty and improved livelihoods*	*Governance*	Social Inclusion and Wellbeing Programme	116	18.62495916	*-34.04368726*	–	50	50	–	–	–	-	50
Governance and administration	Older Persons Programme - Ward 75	WPX.0015821	*Reduced poverty and improved livelihoods*	*Governance*	Social Inclusion and Wellbeing Programme	75	18.5919303	*-34.03090727*	–	100	100	–	–	–	-	100
Governance and administration	Ecd Resources - Ward 33	WPX.0015822	*Reduced poverty and improved livelihoods*	*Governance*	Social Inclusion and Wellbeing Programme	33	18.57874232	*-34.01921051*	–	90	90	–	–	–	-	90
Governance and administration	Ecd Training Programme - Ward 43	WPX.0015823	*Reduced poverty and improved livelihoods*	*Governance*	Social Inclusion and Wellbeing Programme	43	18.55733089	*-34.04524695*	–	50	50	–	–	–	-	50
Governance and administration	Ecd Resources - Ward 75	WPX.0015824	*Reduced poverty and improved livelihoods*	*Governance*	Social Inclusion and Wellbeing Programme	75	18.5919303	*-34.03090727*	–	50	50	–	–	–	-	50
Governance and administration	Ecd Resources - Ward 78	WPX.0015825	*Reduced poverty and improved livelihoods*	*Governance*	Social Inclusion and Wellbeing Programme	78	18.60748624	*-34.03916403*	–	50	50	–	–	–	-	50
Governance and administration	Ecd Resources - Ward 81	WPX.0015826	*Reduced poverty and improved livelihoods*	*Governance*	Social Inclusion and Wellbeing Programme	81	18.59865526	*-34.05408459*	–	50	50	–	–	–	-	50
Governance and administration	Ecd Resources - Ward 63	WPX.0015827	*Reduced poverty and improved livelihoods*	*Governance*	Social Inclusion and Wellbeing Programme	63	18.48233857	*-34.01756719*	–	60	60	–	–	–	-	60
Governance and administration	Ecd Resources - Ward 73	WPX.0015828	*Reduced poverty and improved livelihoods*	*Governance*	Social Inclusion and Wellbeing Programme	73	18.45652594	*-34.03668853*	–	50	50	–	–	–	-	50
Governance and administration	Ecd Resources - Ward 65	WPX.0015829	*Reduced poverty and improved livelihoods*	*Governance*	Social Inclusion and Wellbeing Programme	65	18.50563494	*-34.03714874*	–	150	150	–	–	–	-	150
Governance and administration	Ecd Resources - Ward 66	WPX.0015830	*Reduced poverty and improved livelihoods*	*Governance*	Social Inclusion and Wellbeing Programme	66	18.50971925	*-34.01727885*	–	65	65	–	–	–	-	65
Governance and administration	Ecd Resources - Ward 67	WPX.0015831	*Reduced poverty and improved livelihoods*	*Governance*	Social Inclusion and Wellbeing Programme	67	18.5177619	*-34.06974173*	–	40	40	–	–	–	-	40
Governance and administration	Older Persons Programme - Ward 72	WPX.0015832	*Reduced poverty and improved livelihoods*	*Governance*	Social Inclusion and Wellbeing Programme	72	18.47672844	*-34.04684691*	–	30	30	–	–	–	-	30
Governance and administration	Ecd Resources - Ward 72	WPX.0015833	*Reduced poverty and improved livelihoods*	*Governance*	Social Inclusion and Wellbeing Programme	72	18.47672844	*-34.04684691*	–	70	70	–	–	–	-	70
Governance and administration	Ecd Training Programme - Ward 110	WPX.0015834	*Reduced poverty and improved livelihoods*	*Governance*	Social Inclusion and Wellbeing Programme	110	18.48191809	*-34.06117173*	–	30	30	–	–	–	-	30
Governance and administration	Ecd Resources - Ward 110	WPX.0015835	*Reduced poverty and improved livelihoods*	*Governance*	Social Inclusion and Wellbeing Programme	110	18.48191809	*-34.06117173*	–	70	70	–	–	–	-	70
Governance and administration	Older Persons Programme - Ward 110	WPX.0015836	*Reduced poverty and improved livelihoods*	*Governance*	Social Inclusion and Wellbeing Programme	110	18.48191809	*-34.06117173*	–	150	150	–	–	–	-	150
Economic and environmental services	Environmental Education - Helderberg Nr	WPX.0015837	*Improved service delivery in the local government sphere*	*Spatial integration*	Environm & Biodiversity Managt Programme	15	18.83639051	*-34.05957731*	–	150	150	–	–	–	-	150
Economic and environmental services	Green Jobs - Ward 35	WPX.0015838	*Improved service delivery in the local government sphere*	*Spatial integration*	Environm & Biodiversity Managt Programme	35	18.61143543	*-34.00566071*	–	600	600	–	–	–	-	600
Economic and environmental services	Green Jobs - Ward 51	WPX.0015841	*Improved service delivery in the local government sphere*	*Spatial integration*	Environm & Biodiversity Managt Programme	51	18.52432166	*-33.94509636*	–	250	250	–	–	–	-	250
Economic and environmental services	Green Jobs - Ward 52	WPX.0015842	*Improved service delivery in the local government sphere*	*Spatial integration*	Environm & Biodiversity Managt Programme	52	18.53830824	*-33.94851421*	–	100	100	–	10	(10)	-100.0%	100
Economic and environmental services	Environmental Awareness Programmes - W81	WPX.0015843	*Improved service delivery in the local government sphere*	*Spatial integration*	Environm & Biodiversity Managt Programme	81	18.59865526	*-34.05408459*	–	120	120	–	12	(12)	-100.0%	120
Economic and environmental services	Environmental Awareness Programmes - W79	WPX.0015844	*Improved service delivery in the local government sphere*	*Spatial integration*	Environm & Biodiversity Managt Programme	79	18.60612828	*-34.06718705*	–	100	100	–	–	–	-	100
Community and public safety	Sports Programme - Ward 4	WPX.0015845	*Improved service delivery in the local government sphere*	*Governance*	Quity & safe parks & rec facilit com ot	4	18.51238051	*-33.86358637*	–	150	150	–	–	–	-	150
Community and public safety	Outdoor Adventure Programme - Ward 13	WPX.0015850	*Improved service delivery in the local government sphere*	*Governance*	Quity & safe parks & rec facilit com ot	13	18.64042116	*-33.95836273*	–	100	100	–	–	–	-	100
Community and public safety	Sports Programme - Ward 66	WPX.0015852	*Improved service delivery in the local government sphere*	*Governance*	Quity & safe parks & rec facilit com ot	66	18.50971925	*-34.01727885*	–	50	50	–	–	–	-	50
Community and public safety	Sports Programme - Ward 49	WPX.0015853	*Improved service delivery in the local government sphere*	*Governance*	Quity & safe parks & rec facilit com ot	49	18.5190231	*-33.95738146*	–	150	150	–	–	–	-	150
Community and public safety	Metropolitan Police Overtime - Ward 23	WPX.0015856	*Enhanced peace and security in Africa*	*Governance*	Effct law enfrcmnt to make comm safer ot	901	18.48157531	*-33.62827177*	200	–	–	–	–	–	-	–
Community and public safety	Disaster Management Programme - Ward 14	WPX.0015857	*Improved service delivery in the local government sphere*	*Governance*	Disaster Risk Reduct and Respnse Program	14	18.71634154	*-33.96450363*	–	50	50	–	–	–	-	50
Community and public safety	Active Seniors Programme - Ward 98	WPX.0015858	*Improved service delivery in the local government sphere*	*Governance*	Quity & safe parks & rec facilit com ot	96	18.70647917	*-34.04146456*	–	50	50	–	–	–	-	50
Community and public safety	Active Seniors Programme - Ward 99	WPX.0015860	*Improved service delivery in the local government sphere*	*Governance*	Quity & safe parks & rec facilit com ot	99	18.66984224	*-34.06669401*	–	100	100	–	–	–	-	100
Community and public safety	Sports Programme - Garden Village Sf	WPX.0015861	*Improved service delivery in the local government sphere*	*Governance*	Quity & safe parks & rec facilit com ot	53	18.51117169	*-33.9333201*	–	43	43	–	–	–	-	43
Community and public safety	Park Maintenance - Shelly Road Park	WPX.0015862	*Improved service delivery in the local government sphere*	*Governance*	Quity & safe parks & rec facilit com ot	57	18.46165337	*-33.94195667*	–	50	50	–	–	–	-	50
Community and public safety	Park Maintenance - Fairview Park	WPX.0015863	*Improved service delivery in the local government sphere*	*Governance*	Quity & safe parks & rec facilit com ot	57	18.46165337	*-33.94195667*	–	100	100	–	–	–	-	100
Community and public safety	Cape Town Cbd - Beautification	WPX.0015865	*Improved service delivery in the local government sphere*	*Governance*	Quity & safe parks & rec facilit com ot	115	18.43740852	*-33.92458525*	–	50	50	–	–	–	-	50
Community and public safety	Recreation Leadership Dev Prog - Ward 12	WPX.0015866	*Improved service delivery in the local government sphere*	*Governance*	Quity & safe parks & rec facilit com ot	12	18.64519546	*-33.94590017*	–	80	80	–	–	–	-	80
Community and public safety	Active Seniors Programme - Ward 12	WPX.0015868	*Improved service delivery in the local government sphere*	*Governance*	Quity & safe parks & rec facilit com ot	12	18.64519546	*-33.94590017*	–	95	95	–	–	–	-	95
Community and public safety	Active Seniors Programme - Ward 13	WPX.0015870	*Improved service delivery in the local government sphere*	*Governance*	Quity & safe parks & rec facilit com ot	13	18.64042116	*-33.95836273*	–	100	100	–	–	–	-	100
Economic and environmental services	Rose Street Stables - Concept Design	WPX.0015872	*Reduced poverty and improved livelihoods*	*Governance*	Spatial Integration & Transform Program	77	18.41474705	*-33.94737595*	–	150	150	–	–	–	-	150
Economic and environmental services	Green Jobs - Ward 99	WPX.0015873	*Improved service delivery in the local government sphere*	*Spatial integration*	Environm & Biodiversity Managt Programme	99	18.66984224	*-34.06669401*	–	200	200	–	20	(20)	-100.0%	200

R thousand									2025/26	Budget Year 2026/27						
Function	Project Description	Project Number	MTDP Service Outcome	IUDF	Own Strategic Objectives	Ward Location	GPS Longitude	GPS Lattitude	Audited Outcome	Original Budget	Adjusted Budget	YearTD actual	YearTD budget	YTD variance	YTD variance %	Full Year Forecast
Economic and environmental services	Green Jobs - Ward 17	WPX.0015874	*Improved service delivery in the local government sphere*	*Spatial integration*	Environm & Biodiversity Managt Programme	17	18.7045077	*-33.99734619*	–	176	176	–	18	(18)	-100.0%	176
Economic and environmental services	Smart Living Awareness Training - W17	WPX.0015875	*Improved service delivery in the local government sphere*	*Spatial integration*	Environm & Biodiversity Managt Programme	17	18.7045077	*-33.99734619*	–	100	100	–	10	(10)	-100.0%	100
Economic and environmental services	Environmental Awareness Prog - W116	WPX.0015880	*Improved service delivery in the local government sphere*	*Spatial integration*	Environm & Biodiversity Managt Programme	116	18.62495916	*-34.04368726*	–	200	200	12	–	12	100.0%	200
Community and public safety	Sports Programme - Ward 22	WPX.0015881	*Improved service delivery in the local government sphere*	*Governance*	Quality & safe parks & rec facilit com ot	22	18.60734331	*-33.96095289*	–	30	30	–	–	–	-	30
Community and public safety	Active Seniors Programme - Ward 14	WPX.0015883	*Improved service delivery in the local government sphere*	*Governance*	Quality & safe parks & rec facilit com ot	14	18.71634154	*-33.96450363*	–	60	60	–	–	–	-	60
Community and public safety	Holiday Programme - Ward 14	WPX.0015885	*Improved service delivery in the local government sphere*	*Governance*	Quality & safe parks & rec facilit com ot	14	18.71634154	*-33.96450363*	–	100	100	–	–	–	-	100
Community and public safety	Outdoor Adventure Programme - Ward 14	WPX.0015887	*Improved service delivery in the local government sphere*	*Governance*	Quality & safe parks & rec facilit com ot	14	18.71634154	*-33.96450363*	–	30	30	–	–	–	-	30
Community and public safety	Aquatics Programmes - Ward 16	WPX.0015888	*Improved service delivery in the local government sphere*	*Governance*	Quality & safe parks & rec facilit com ot	16	18.71657505	*-34.01972369*	–	20	20	–	–	–	-	20
Community and public safety	Recreation Leadership Dev Prog - Ward 17	WPX.0015889	*Improved service delivery in the local government sphere*	*Governance*	Quality & safe parks & rec facilit com ot	17	18.7045077	*-33.99734619*	–	80	80	–	–	–	-	80
Community and public safety	Youth League Afterschool Prog - Ward 17	WPX.0015890	*Improved service delivery in the local government sphere*	*Governance*	Quality & safe parks & rec facilit com ot	17	18.7045077	*-33.99734619*	–	100	100	–	–	–	-	100
Community and public safety	Park Maintenance - Viooltjie Park	WPX.0015891	*Improved service delivery in the local government sphere*	*Governance*	Quality & safe parks & rec facilit com ot	73	18.45652594	*-34.03668853*	–	80	80	–	–	–	-	80
Community and public safety	Park Maintenance - Ward 65	WPX.0015892	*Improved service delivery in the local government sphere*	*Governance*	Quality & safe parks & rec facilit com ot	65	18.50563494	*-34.03714874*	–	170	170	–	–	–	-	170
Community and public safety	Youth League Afterschool Prog - Ward 35	WPX.0015894	*Improved service delivery in the local government sphere*	*Governance*	Quality & safe parks & rec facilit com ot	35	18.61143543	*-34.00566071*	–	50	50	–	–	–	-	50
Community and public safety	Park Buddies - Ward 76	WPX.0015895	*Improved service delivery in the local government sphere*	*Governance*	Quality & safe parks & rec facilit com ot	76	18.62082437	*-34.02342484*	–	150	150	–	–	–	-	150
Community and public safety	Park Buddies - Ward 116	WPX.0015896	*Improved service delivery in the local government sphere*	*Governance*	Quality & safe parks & rec facilit com ot	116	18.62495916	*-34.04368726*	–	140	140	–	–	–	-	140
Community and public safety	Park Buddies - Ward 92	WPX.0015897	*Improved service delivery in the local government sphere*	*Governance*	Quality & safe parks & rec facilit com ot	92	18.64492722	*-34.05881063*	–	150	150	–	–	–	-	150
Community and public safety	Youth League Afterschool Prog - Ward 11	WPX.0015898	*Improved service delivery in the local government sphere*	*Governance*	Quality & safe parks & rec facilit com ot	11	18.68319895	*-33.93147856*	–	80	80	–	–	–	-	80
Community and public safety	Youth League Afterschool Prog - Ward 19	WPX.0015899	*Improved service delivery in the local government sphere*	*Governance*	Quality & safe parks & rec facilit com ot	914	18.54047738	*-33.97150787*	–	100	100	–	–	–	-	100
Community and public safety	Park Buddies - Ward 108	WPX.0015900	*Improved service delivery in the local government sphere*	*Governance*	Quality & safe parks & rec facilit com ot	108	18.67712691	*-33.98284001*	–	70	70	–	–	–	-	70
Community and public safety	Active Seniors Programme - Ward 24	WPX.0015902	*Improved service delivery in the local government sphere*	*Governance*	Quality & safe parks & rec facilit com ot	24	18.62824262	*-33.99327177*	–	100	100	6	20	(14)	-68.1%	100
Community and public safety	Recreation Leadership Dev Prog - W106	WPX.0015904	*Improved service delivery in the local government sphere*	*Governance*	Quality & safe parks & rec facilit com ot	106	18.64007311	*-33.98122125*	–	300	300	–	30	(30)	-100.0%	300
Community and public safety	Active Seniors Programme - Ward 106	WPX.0015906	*Improved service delivery in the local government sphere*	*Governance*	Quality & safe parks & rec facilit com ot	106	18.64007311	*-33.98122125*	–	240	240	–	20	(20)	-100.0%	240
Community and public safety	Park Maintenance - Thandabantu Park	WPX.0015907	*Improved service delivery in the local government sphere*	*Governance*	Quality & safe parks & rec facilit com ot	104	18.53267328	*-33.81205251*	–	50	50	–	–	–	-	50
Community and public safety	Active Seniors Programme - Ward 104	WPX.0015908	*Improved service delivery in the local government sphere*	*Governance*	Quality & safe parks & rec facilit com ot	104	18.53267328	*-33.81205251*	–	181	181	–	–	–	-	181
Community and public safety	Active Seniors Programme - Ward 113	WPX.0015909	*Improved service delivery in the local government sphere*	*Governance*	Quality & safe parks & rec facilit com ot	113	18.50979497	*-33.83235699*	–	50	50	–	–	–	-	50
Community and public safety	Active Seniors Programme - Ward 65	WPX.0015911	*Improved service delivery in the local government sphere*	*Governance*	Quality & safe parks & rec facilit com ot	65	18.50563494	*-34.03714874*	–	60	60	–	–	–	-	60
Community and public safety	Sports Programme - Ward 65	WPX.0015913	*Improved service delivery in the local government sphere*	*Governance*	Quality & safe parks & rec facilit com ot	65	18.50563494	*-34.03714874*	–	90	90	–	–	–	-	90
Community and public safety	Active Seniors Programme - Ward 66	WPX.0015914	*Improved service delivery in the local government sphere*	*Governance*	Quality & safe parks & rec facilit com ot	66	18.50971925	*-34.01727885*	–	55	55	–	5	(5)	-100.0%	55
Community and public safety	Active Kids Afterschool Prog - Summer Gr	WPX.0015916	*Improved service delivery in the local government sphere*	*Governance*	Quality & safe parks & rec facilit com ot	4	18.51238051	*-33.86358637*	–	50	50	–	–	–		50
Governance and administration	Sports Programme - Ward 56	WPX.0015917	*Improved service delivery in the local government sphere*	*Governance*	Quality & safe parks & rec facilit com ot	56	18.51498737	*-33.90949186*	–	150	150	10	–	10	#DIV/0!	150
Community and public safety	Park Buddies - Ward 68	WPX.0015919	*Improved service delivery in the local government sphere*	*Governance*	Quality & safe parks & rec facilit com ot	68	18.47290229	*-34.07139085*	–	180	180	–	–	–	-	180
Community and public safety	Park Buddies - Ward 19	WPX.0015921	*Improved service delivery in the local government sphere*	*Governance*	Quality & safe parks & rec facilit com ot	19	18.66911122	*-33.95769848*	–	215	215	17	–	17	100.0%	215
Governance and administration	Holiday Programme - Ward 56	WPX.0015923	*Improved service delivery in the local government sphere*	*Governance*	Quality & safe parks & rec facilit com ot	56	18.51498737	*-33.90949186*	–	200	200	–	–	–	-	200
Governance and administration	Active Seniors Programme - Ward 56	WPX.0015926	*Improved service delivery in the local government sphere*	*Governance*	Quality & safe parks & rec facilit com ot	56	18.51498737	*-33.90949186*	–	100	100	12	–	12	100.0%	100
Community and public safety	Sports Programme - Ward 104	WPX.0015928	*Improved service delivery in the local government sphere*	*Governance*	Quality & safe parks & rec facilit com ot	104	18.53267328	*-33.81205251*	–	150	150	–	–	–	-	150
Community and public safety	Park Buddies - Uitzicht	WPX.0015929	*Improved service delivery in the local government sphere*	*Governance*	Quality & safe parks & rec facilit com ot	103	18.68300383	*-33.84230567*	–	68	68	–	–	–	-	68
Community and public safety	Park Maintenance - Ward 9	WPX.0015931	*Improved service delivery in the local government sphere*	*Governance*	Quality & safe parks & rec facilit com ot	9	18.64609882	*-33.92322813*	–	70	70	–	–	–	-	70
Community and public safety	Park Buddies - Sonstraal Heights	WPX.0015932	*Improved service delivery in the local government sphere*	*Governance*	Quality & safe parks & rec facilit com ot	103	18.68300383	*-33.84230567*	–	68	68	–	–	–	-	68
Governance and administration	Artisan Trainee Programme - Ward 67	WPX.0015934	*Improved service delivery in the local government sphere*	*Governance*	Operational Sustainability Programme	67	18.5177619	*-34.06974173*	–	276	276	–	22	(22)	-100.0%	276
Community and public safety	Heritage Showcase - Ward 33	WPX.0015935	*Reduced poverty and improved livelihoods*	*Governance*	Social Inclusion and Wellbeing Programme	33	18.57874232	*-34.01921051*	–	150	150	–	–	–	-	150
Community and public safety	Heritage Showcase - Ward 88	WPX.0015936	*Reduced poverty and improved livelihoods*	*Governance*	Social Inclusion and Wellbeing Programme	88	18.60136244	*-34.01330429*	–	150	150	–	–	–	-	150
Governance and administration	Older Persons Programme - Ward 46	WPX.0015937	*Reduced poverty and improved livelihoods*	*Governance*	Social Inclusion and Wellbeing Programme	200	18.5949097	*-33.89079226*	–	100	100	–	–	–	-	100

R thousand									2025/26	Budget Year 2026/27						
Function	Project Description	Project Number	MTDP Service Outcome	IUDF	Own Strategic Objectives	Ward Location	GPS Longitude	GPS Lattitude	Audited Outcome	Original Budget	Adjusted Budget	YearTD actual	YearTD budget	YTD variance	YTD variance %	Full Year Forecast
Community and public safety	Emerging Artists Capacity Building -W109	WPX.0015938	*Reduced poverty and improved livelihoods*	*Governance*	Social Inclusion and Wellbeing Programme	109	18.75674254	*-34.05698245*	–	70	70	–	–	–	-	70
Community and public safety	Park Buddies - Ward 8	WPX.0015939	*Improved service delivery in the local government sphere*	*Governance*	Quality & safe parks & rec facilit com ot	8	18.69338434	*-33.89983676*	–	100	100	–	–	–	-	100
Community and public safety	Zevenwacht Link Road - Beautification	WPX.0015942	*Improved service delivery in the local government sphere*	*Governance*	Quality & safe parks & rec facilit com ot	14	18.71634154	*-33.96450363*	–	30	30	–	–	–	-	30
Community and public safety	Sports Programme - Ward 33	WPX.0015943	*Improved service delivery in the local government sphere*	*Governance*	Quality & safe parks & rec facilit com ot	33	18.57874232	*-34.01921051*	–	60	60	–	–	–	-	60
Community and public safety	Sports Programme - Ward 43	WPX.0015944	*Improved service delivery in the local government sphere*	*Governance*	Quality & safe parks & rec facilit com ot	43	18.55733089	*-34.04524695*	–	100	100	–	–	–	-	100
Community and public safety	Sports Programme - Ward 75	WPX.0015946	*Improved service delivery in the local government sphere*	*Governance*	Quality & safe parks & rec facilit com ot	75	18.5919303	*-34.03090727*	–	50	50	–	–	–	-	50
Community and public safety	Active Seniors Programme - Ward 110	WPX.0015947	*Improved service delivery in the local government sphere*	*Governance*	Quality & safe parks & rec facilit com ot	110	18.48191809	*-34.06117173*	–	100	100	–	15	(15)	-100.0%	100
Community and public safety	Sports Programme - Ward 110	WPX.0015949	*Improved service delivery in the local government sphere*	*Governance*	Quality & safe parks & rec facilit com ot	110	18.48191809	*-34.06117173*	–	300	300	–	–	–	-	300
Community and public safety	Active Seniors Programme - Ward 30	WPX.0015951	*Improved service delivery in the local government sphere*	*Governance*	Quality & safe parks & rec facilit com ot	30	18.54995934	*-33.99150114*	–	80	80	–	–	–	-	80
Community and public safety	Sports Programme - Ward 30	WPX.0015952	*Improved service delivery in the local government sphere*	*Governance*	Quality & safe parks & rec facilit com ot	30	18.54995934	*-33.99150114*	–	90	90	–	–	–	-	90
Community and public safety	Park Buddies - Pampoenkraal Heritage Sq	WPX.0015957	*Improved service delivery in the local government sphere*	*Governance*	Quality & safe parks & rec facilit com ot	112	18.65342272	*-33.83454229*	–	65	65	–	–	–	-	65
Community and public safety	Park Buddies - Durbanville Outspan	WPX.0015958	*Improved service delivery in the local government sphere*	*Governance*	Quality & safe parks & rec facilit com ot	112	18.65342272	*-33.83454229*	–	65	65	–	–	–	-	65
Community and public safety	Park Buddies - Ward 94	WPX.0015960	*Improved service delivery in the local government sphere*	*Governance*	Quality & safe parks & rec facilit com ot	94	18.6647858	*-34.03577003*	–	100	100	–	–	–	-	100
Community and public safety	Active Seniors Programme - Ward 46	WPX.0015961	*Improved service delivery in the local government sphere*	*Governance*	Quality & safe parks & rec facilit com ot	46	18.53489021	*-33.97515138*	–	150	150	–	–	–	-	150
Community and public safety	Active Seniors Programme - Ward 47	WPX.0015963	*Improved service delivery in the local government sphere*	*Governance*	Quality & safe parks & rec facilit com ot	47	18.53100436	*-33.99284936*	–	200	200	–	–	–	-	200
Community and public safety	Youth League Afterschool Prog - Ward 47	WPX.0015964	*Improved service delivery in the local government sphere*	*Governance*	Quality & safe parks & rec facilit com ot	47	18.53100436	*-33.99284936*	–	100	100	–	–	–	-	100
Community and public safety	Active Seniors Programme - Ward 48	WPX.0015966	*Improved service delivery in the local government sphere*	*Governance*	Quality & safe parks & rec facilit com ot	48	18.50881212	*-33.97561838*	–	88	88	–	–	–	-	88
Governance and administration	Health Awareness Prog - Ward 24	WPX.0015967	*Improved access to affordable and quality healthcare*	*Inclusion & access*	City Health Programme	24	18.62824262	*-33.99327177*	79	–	–	–	–	–	-	–
Governance and administration	Substance Abuse Awareness Prog - Ward 89	WPX.0015968	*Improved access to affordable and quality healthcare*	*Inclusion & access*	City Health Programme	89	18.65994116	*-34.01604825*	38	–	–	–	–	–	-	–
Community and public safety	Job Creation: Rodent Control - Ward 93	WPX.0015969	*Improved access to affordable and quality healthcare*	*Inclusion & access*	City Health Programme	93	18.68404763	*-34.03073386*	80	–	–	–	–	–	-	–
Governance and administration	Hiv & Tb Awareness - Ward 93	WPX.0015970	*Improved access to affordable and quality healthcare*	*Inclusion & access*	City Health Programme	93	18.68404763	*-34.03073386*	20	–	–	–	–	–	-	–
Community and public safety	Sports Programme - Ward 95	WPX.0015971	*Improved service delivery in the local government sphere*	*Governance*	Quality & safe parks & rec facilit com ot	95	18.71260275	*-34.06305742*	–	150	150	–	–	–	-	150
Community and public safety	Sports Programme - Ward 96	WPX.0015972	*Improved service delivery in the local government sphere*	*Governance*	Quality & safe parks & rec facilit com ot	96	18.70647917	*-34.04146456*	–	100	100	–	–	–	-	100
Community and public safety	Sports Programme - Ward 98	WPX.0015974	*Improved service delivery in the local government sphere*	*Governance*	Quality & safe parks & rec facilit com ot	98	18.66242303	*-34.05090742*	–	50	50	–	–	–	-	50
Community and public safety	Sports Programme - Ward 101	WPX.0015976	*Improved service delivery in the local government sphere*	*Governance*	Quality & safe parks & rec facilit com ot	101	18.7466469	*-33.84226897*	–	40	40	–	–	–	-	40
Community and public safety	Park Buddies - Ward 101	WPX.0015979	*Improved service delivery in the local government sphere*	*Governance*	Quality & safe parks & rec facilit com ot	101	18.7466469	*-33.84226897*	–	350	350	18	–	18	100.0%	350
Community and public safety	Active Seniors Programme - Ward 97	WPX.0015983	*Improved service delivery in the local government sphere*	*Governance*	Quality & safe parks & rec facilit com ot	97	18.68054537	*-34.04749971*	–	100	100	–	–	–	-	100
Community and public safety	Sports Programme - Ward 6	WPX.0015985	*Improved service delivery in the local government sphere*	*Governance*	Quality & safe parks & rec facilit com ot	6	18.73912952	*-33.87286115*	–	100	100	–	–	–	-	100
Community and public safety	Active Seniors Programmes - Ward 8	WPX.0015987	*Improved service delivery in the local government sphere*	*Governance*	Quality & safe parks & rec facilit com ot	8	18.69338434	*-33.89983676*	–	30	30	9	–	9	100.0%	30
Community and public safety	Meadowridge Library - Outreach Programme	WPX.0015989	*Improved service delivery in the local government sphere*	*Inclusion & access*	Quality Community facilities programme	73	18.45652594	*-34.03668853*	–	25	25	8	8	–	-	25
Community and public safety	Eikendal Sg Clubhouse - Repairs & Maint	WPX.0015992	*Improved service delivery in the local government sphere*	*Governance*	Quality & safe parks & rec facilit com ot	111	18.70564755	*-33.85929222*	–	350	350	–	–	–	-	350
Community and public safety	Active Seniors Programmes - Ward 111	WPX.0015994	*Improved service delivery in the local government sphere*	*Governance*	Quality & safe parks & rec facilit com ot	111	18.70564755	*-33.85929222*	–	50	50	–	–	–	-	50
Community and public safety	Park Buddies - Ward 67	WPX.0015996	*Improved service delivery in the local government sphere*	*Governance*	Quality & safe parks & rec facilit com ot	67	18.5177619	*-34.06974173*	–	150	150	–	–	–	-	150
Community and public safety	Sports Programme - Ward 67	WPX.0015997	*Improved service delivery in the local government sphere*	*Governance*	Quality & safe parks & rec facilit com ot	67	18.5177619	*-34.06974173*	–	200	200	–	25	(25)	-100.0%	200
Community and public safety	Cru Clean Up Programme Lavender Hill	WPX.0015999	*Reduced poverty and improved livelihoods*	*Inclusion & access*	Public Rental Housing Programme	804	18.5949097	*-33.89079226*	615	–	–	–	–	–	-	–
Community and public safety	Kuilsriver Library - Board Games	WPX.0016001	*Improved service delivery in the local government sphere*	*Inclusion & access*	Quality Community facilities programme	11	18.68319895	*-33.93147856*	–	15	15	–	–	–	-	15
Community and public safety	Heritage Showcase - Ward 40	WPX.0016002	*Reduced poverty and improved livelihoods*	*Governance*	Social Inclusion and Wellbeing Programme	40	18.57387679	*-33.97340872*	89	–	–	–	–	–	-	–
Community and public safety	Aquatics Programme - Ward 49	WPX.0016006	*Improved service delivery in the local government sphere*	*Governance*	Quality & safe parks & rec facilit com ot	49	18.5190231	*-33.95738146*	–	50	50	–	–	–	-	50
Community and public safety	Park Buddies - Ward 49	WPX.0016008	*Improved service delivery in the local government sphere*	*Governance*	Quality & safe parks & rec facilit com ot	49	18.5190231	*-33.95738146*	–	200	200	1	–	1	100.0%	200
Community and public safety	William Herbert Hall - Chairs	WPX.0016013	*Improved service delivery in the local government sphere*	*Governance*	Quality & safe parks & rec facilit com ot	200	18.5949097	*-33.89079226*	29	–	–	–	–	–	-	–
Community and public safety	Bishop Lavis Sg - Repairs & Maintenance	WPX.0016014	*Improved service delivery in the local government sphere*	*Governance*	Quality & safe parks & rec facilit com ot	200	18.5949097	*-33.89079226*	55	–	–	–	–	–	-	–
Community and public safety	Bonteheuwel Civic C - Recreational Equip	WPX.0016016	*Improved service delivery in the local government sphere*	*Governance*	Quality & safe parks & rec facilit com ot	200	18.5949097	*-33.89079226*	110	–	–	–	–	–	-	–

R thousand									2025/26	Budget Year 2026/27						
Function	Project Description	Project Number	MTDP Service Outcome	IUDF	Own Strategic Objectives	Ward Location	GPS Longitude	GPS Lattitude	Audited Outcome	Original Budget	Adjusted Budget	YearTD actual	YearTD budget	YTD variance	YTD variance %	Full Year Forecast
Community and public safety	Bonteheuwel Sf - Repairs & Maintanance	WPX.0016017	*Improved service delivery in the local government sphere*	*Governance*	Quality & safe parks & rec facilit com ot	200	18.5949097	*-33.89079226*	297	–	–	–	–	–	-	–
Trading services	Area Cleaning - Ward 58	WPX.0016018	*Improved service delivery in the local government sphere*	*Growth*	Promotg Cleanliness& illegal dumping prg	200	18.5949097	*-33.89079226*	65	65	65	–	–	–	-	65
Community and public safety	Park Buddies - Ward 52	WPX.0016019	*Improved service delivery in the local government sphere*	*Governance*	Quality & safe parks & rec facilit com ot	52	18.53830824	*-33.94851421*	–	100	100	–	–	–	-	100
Governance and administration	Active Seniors Programme - Ward 52	WPX.0016020	*Improved service delivery in the local government sphere*	*Governance*	Quality & safe parks & rec facilit com ot	52	18.53830824	*-33.94851421*	–	60	60	40	–	40	100.0%	60
Community and public safety	Sports Programme - Ward 55	WPX.0016021	*Improved service delivery in the local government sphere*	*Governance*	Quality & safe parks & rec facilit com ot	55	18.4941103	*-33.89643605*	50	–	–	–	–	–	-	–
Community and public safety	Holiday Programme - Ward 20	WPX.0016023	*Improved service delivery in the local government sphere*	*Governance*	Quality & safe parks & rec facilit com ot	20	18.64421216	*-33.9705465*	17	100	100	1	–	1	100.0%	100
Community and public safety	Sports Programme - Ward 72	WPX.0016024	*Improved service delivery in the local government sphere*	*Governance*	Quality & safe parks & rec facilit com ot	72	18.47672844	*-34.04684691*	–	30	30	–	–	–	-	30
Governance and administration	Gender Programme - Ward 20	WPX.0016028	*Reduced poverty and improved livelihoods*	*Governance*	Social Inclusion and Wellbeing Programme	20	18.64421216	*-33.9705465*	–	50	50	–	–	–	-	50
Community and public safety	Law Enforcement Overtime - Sc19	WPX.0016029	*Enhanced peace and security in Africa*	*Governance*	Effct law enfrcmnt to make comm safer ot	200	18.5949097	*-33.89079226*	54	–	–	–	–	–	-	–
Community and public safety	Park Maintenance - Robin Park	WPX.0016031	*Improved service delivery in the local government sphere*	*Governance*	Quality & safe parks & rec facilit com ot	49	18.5190231	*-33.95738146*	–	50	50	–	–	–	-	50
Community and public safety	Park Maintenance - Kiewiet Road Park	WPX.0016032	*Improved service delivery in the local government sphere*	*Governance*	Quality & safe parks & rec facilit com ot	49	18.5190231	*-33.95738146*	–	30	30	–	–	–	-	30
Community and public safety	Park Maintenance - Prieska Road Park	WPX.0016034	*Improved service delivery in the local government sphere*	*Governance*	Quality & safe parks & rec facilit com ot	60	18.50232238	*-33.99203343*	–	50	50	–	–	–	-	50
Community and public safety	Park Buddies - Ward 60	WPX.0016035	*Improved service delivery in the local government sphere*	*Governance*	Quality & safe parks & rec facilit com ot	60	18.50232238	*-33.99203343*	–	350	350	–	–	–	-	350
Community and public safety	Active Seniors Programme - Ward 42	WPX.0016037	*Improved service delivery in the local government sphere*	*Governance*	Quality & safe parks & rec facilit com ot	42	18.57893805	*-33.9437593*	–	50	50	–	–	–	-	50
Community and public safety	Active Seniors Programme - Ward 31	WPX.0016039	*Improved service delivery in the local government sphere*	*Governance*	Quality & safe parks & rec facilit com ot	31	18.57512024	*-33.96054055*	–	30	30	–	–	–	-	30
Community and public safety	Law Enforcement Overtime - Ward 63	WPX.0016042	*Enhanced peace and security in Africa*	*Governance*	Effct law enfrcmnt to make comm safer ot	200	18.5949097	*-33.89079226*	118	–	–	–	–	–	-	–
Community and public safety	Valhalla Family Park - Maint & Rec Prog	WPX.0016043	*Improved service delivery in the local government sphere*	*Governance*	Quality & safe parks & rec facilit com ot	31	18.57512024	*-33.96054055*	–	210	210	–	–	–	-	210
Community and public safety	Hanover Park Games - Downberg Sg	WPX.0016044	*Improved service delivery in the local government sphere*	*Governance*	Quality & safe parks & rec facilit com ot	47	18.53100436	*-33.99284936*	–	350	350	–	–	–	-	350
Community and public safety	Park Buddies - Ward 48	WPX.0016045	*Improved service delivery in the local government sphere*	*Governance*	Quality & safe parks & rec facilit com ot	48	18.50881212	*-33.97561838*	–	252	252	5	–	5	100.0%	252
Community and public safety	Sports Programme - Browns Farm	WPX.0016046	*Improved service delivery in the local government sphere*	*Governance*	Quality & safe parks & rec facilit com ot	34	18.5844646	*-34.0104238*	–	200	200	–	–	–	-	200
Community and public safety	Active Kids Afterschool Prog - Ward 20	WPX.0016047	*Improved service delivery in the local government sphere*	*Governance*	Quality & safe parks & rec facilit com ot	20	18.64421216	*-33.9705465*	–	30	30	–	–	–	-	30
Community and public safety	Sports Programme - Ward 20	WPX.0016049	*Improved service delivery in the local government sphere*	*Governance*	Quality & safe parks & rec facilit com ot	20	18.64421216	*-33.9705465*	–	50	50	–	–	–	-	50
Governance and administration	Gia: Westlake United Church Trust	WPX.0016051	*Digital transformation across the state*	*Growth*	Modernised & adaptive governance Program	71	18.4215755	*-34.07014868*	165	–	–	–	–	–	-	–
Community and public safety	Outdoor Adventure Prog - Ward 42	WPX.0016053	*Improved service delivery in the local government sphere*	*Governance*	Quality & safe parks & rec facilit com ot	42	18.57893805	*-33.9437593*	–	60	60	–	–	–	-	60
Community and public safety	Sports Programme - Ward 97	WPX.0016057	*Improved service delivery in the local government sphere*	*Governance*	Quality & safe parks & rec facilit com ot	97	18.68054537	*-34.04749971*	–	200	200	–	–	–	-	200
Community and public safety	Sports Programme - Ward 99	WPX.0016059	*Improved service delivery in the local government sphere*	*Spatial integration*	Clean & healthy waterways & beaches oth	99	18.66984224	*-34.06669401*	–	50	50	–	–	–	-	50
Community and public safety	Active Seniors Programmes - Ward 101	WPX.0016060	*Improved service delivery in the local government sphere*	*Governance*	Quality & safe parks & rec facilit com ot	101	18.7466469	*-33.84226897*	–	60	60	–	–	–	-	60
Community and public safety	Active Seniors Programme - Ward 20	WPX.0016061	*Improved service delivery in the local government sphere*	*Governance*	Quality & safe parks & rec facilit com ot	20	18.64421216	*-33.9705465*	–	80	80	–	–	–	-	80
Community and public safety	Maintenance Cctv/Lpr Cameras - Ward 11	WPX.0016063	*Enhanced peace and security in Africa*	*Governance*	Effct law enfrcmnt to make comm safer ot	200	18.5949097	*-33.89079226*	–	18	18	–	–	–	-	18
Community and public safety	Maintenance Cctv/Lpr Cameras - Ward 108	WPX.0016064	*Enhanced peace and security in Africa*	*Governance*	Effct law enfrcmnt to make comm safer ot	200	18.5949097	*-33.89079226*	–	18	18	16	–	16	100.0%	18
Community and public safety	Wpx.0016073	WPX.0016073	*Improved service delivery in the local government sphere*	*Governance*	Quality & safe parks & rec facilit com ot	42	18.57893805	*-33.9437593*	–	40	40	–	–	–	-	40
Community and public safety	Park Buddies - Ward 111	WPX.0016074	*Improved service delivery in the local government sphere*	*Governance*	Quality & safe parks & rec facilit com ot	111	18.70564755	*-33.85929222*	–	100	100	1	–	1	100.0%	100
Governance and administration	Active Seniors Programme - Ward 51	WPX.0016075	*Improved service delivery in the local government sphere*	*Governance*	Quality & safe parks & rec facilit com ot	51	18.52432166	*-33.94509636*	–	60	60	40	–	40	100.0%	60
Governance and administration	Outdoor Adventure Prog - Ward 51	WPX.0016077	*Improved service delivery in the local government sphere*	*Governance*	Quality & safe parks & rec facilit com ot	51	18.52432166	*-33.94509636*	–	40	40	5	–	5	100.0%	40
Governance and administration	Sports Programme - Ward 51	WPX.0016078	*Improved service delivery in the local government sphere*	*Governance*	Quality & safe parks & rec facilit com ot	51	18.52432166	*-33.94509636*	–	100	100	3	–	3	100.0%	100
Community and public safety	Outdoor Adventure Prog - Ward 31	WPX.0016079	*Improved service delivery in the local government sphere*	*Governance*	Quality & safe parks & rec facilit com ot	31	18.57512024	*-33.96054055*	–	90	90	–	45	(45)	-100.0%	90
Community and public safety	Maintenance Cctv/Lpr Cameras - Ward 97	WPX.0016080	*Enhanced peace and security in Africa*	*Governance*	Effct law enfrcmnt to make comm safer ot	802	18.5949097	*-33.89079226*	–	50	50	–	–	–	-	50
Governance and administration	Outdoor Adventure Prog - Ward 52	WPX.0016082	*Improved service delivery in the local government sphere*	*Governance*	Quality & safe parks & rec facilit com ot	52	18.53830824	*-33.94851421*	–	40	40	–	–	–	-	40
Community and public safety	Part Time Traffic Attendants - Ward 104	WPX.0016083	*Enhanced peace and security in Africa*	*Governance*	Effct law enfrcmnt to make comm safer ot	200	18.5949097	*-33.89079226*	–	134	134	–	22	(22)	-100.0%	134
Trading services	Festive Lights - Bo-Kaap	WPX.0016084	*Increased infrastructure investment, access, and efficiency*	*Growth*	Excellence in Energy Service delivry prg	77	18.41474705	*-33.94737595*	–	150	150	–	–	–	-	150
Governance and administration	Grants-In-Aid - Ward 56	WPX.0016093	*Digital transformation across the state*	*Growth*	Modernised & adaptive governance Program	56	18.51498737	*-33.90949186*	–	78	78	–	–	–	-	78
Governance and administration	Grants-In-Aid - Ward 55	WPX.0016096	*Digital transformation across the state*	*Growth*	Modernised & adaptive governance Program	55	18.4941103	*-33.89643605*	–	100	100	–	–	–	-	100

R thousand									2025/26	Budget Year 2026/27						
Function	Project Description	Project Number	MTDP Service Outcome	IUDF	Own Strategic Objectives	Ward Location	GPS Longitude	GPS Lattitude	Audited Outcome	Original Budget	Adjusted Budget	YearTD actual	YearTD budget	YTD variance	YTD variance %	Full Year Forecast
Community and public safety	Maintenance Cctv Cameras - Ward 58	WPX.0016097	*Enhanced peace and security in Africa*	*Governance*	Effct law enfrcmnt to make comm safer ot	200	18.5949097	*-33.89079226*	–	20	20	–	–	–	-	20
Community and public safety	Maintenance Of Existing Cctv/Lpr Cameras	WPX.0016098	*Enhanced peace and security in Africa*	*Governance*	Effct law enfrcmnt to make comm safer ot	200	18.5949097	*-33.89079226*	–	50	50	–	–	–	-	50
Community and public safety	Maintenance Cctv/ Lpr Cameras - Ward 19	WPX.0016099	*Enhanced peace and security in Africa*	*Governance*	Effct law enfrcmnt to make comm safer ot	200	18.5949097	*-33.89079226*	–	18	18	–	–	–	-	18
Community and public safety	Maintenance Lpr Cameras - Ward 83	WPX.0016100	*Enhanced peace and security in Africa*	*Governance*	Effct law enfrcmnt to make comm safer ot	200	18.5949097	*-33.89079226*	–	60	60	–	–	–	-	60
Community and public safety	Beverly Court Flats - Repairs & Maint	WPX.0016101	*Reduced poverty and improved livelihoods*	*Inclusion & access*	Public Rental Housing Programme	200	18.5949097	*-33.89079226*	–	120	120	–	–	–	-	120
Community and public safety	Community Clean-Up - Avonwood	WPX.0016102	*Reduced poverty and improved livelihoods*	*Inclusion & access*	Public Rental Housing Programme	200	18.5949097	*-33.89079226*	–	80	80	–	–	–	-	80
Community and public safety	Community Clean-Up - Springbok Place	WPX.0016103	*Reduced poverty and improved livelihoods*	*Inclusion & access*	Public Rental Housing Programme	200	18.5949097	*-33.89079226*	–	80	80	–	–	–	-	80
Community and public safety	Cru Repairs & Maintenance - Ward 9	WPX.0016104	*Reduced poverty and improved livelihoods*	*Inclusion & access*	Public Rental Housing Programme	200	18.5949097	*-33.89079226*	–	311	311	46	–	46	100.0%	311
Community and public safety	Active Kiddies Programme - Ward 31	WPX.0016107	*Improved service delivery in the local government sphere*	*Governance*	Quality & safe parks & rec facilit com ot	31	18.57512024	*-33.96054055*	–	50	50	–	–	–	-	50
Community and public safety	Sports Programme - Gugulethu	WPX.0016108	*Improved service delivery in the local government sphere*	*Governance*	Quality & safe parks & rec facilit com ot	39	18.56955389	*-33.98905526*	–	200	200	–	–	–	-	200
Community and public safety	Beach Buddies - Ward 23	WPX.0016110	*Improved service delivery in the local government sphere*	*Spatial integration*	Clean & healthy waterways & beaches oth	23	18.4923232	*-33.74125081*	–	147	147	–	–	–	-	147
Community and public safety	Maintenance Cctv/Lpr Cameras - Ward 98	WPX.0016111	*Enhanced peace and security in Africa*	*Governance*	Effct law enfrcmnt to make comm safer ot	910	18.69089615	*-34.05852329*	–	50	50	–	–	–	-	50
Governance and administration	Nw Equipment - Fernpark	WPX.0016112	*An ethical, capable, and professional public service*	*Growth*	Strengthth Partner for safer commnty oth	8	18.69338434	*-33.89983676*	–	50	50	–	–	–	-	50
Governance and administration	Nw Equipment - Scottsdene	WPX.0016113	*An ethical, capable, and professional public service*	*Growth*	Strengthth Partner for safer commnty oth	7	18.71779748	*-33.87783532*	–	50	50	–	–	–	-	50
Governance and administration	Nw Equipment - Wallacedene	WPX.0016114	*An ethical, capable, and professional public service*	*Growth*	Strengthth Partner for safer commnty oth	6	18.73912952	*-33.87286115*	–	100	100	–	–	–	-	100
Governance and administration	Nw Equipment - Ward 31	WPX.0016115	*An ethical, capable, and professional public service*	*Growth*	Strengthth Partner for safer commnty oth	200	18.5949097	*-33.89079226*	–	50	50	–	–	–	-	50
Governance and administration	Nw Equipment - Ward 51	WPX.0016116	*An ethical, capable, and professional public service*	*Growth*	Strengthth Partner for safer commnty oth	51	18.52432166	*-33.94509636*	–	100	100	–	–	–	-	100
Governance and administration	Nw Equipment - Ward 52	WPX.0016117	*An ethical, capable, and professional public service*	*Growth*	Strengthth Partner for safer commnty oth	52	18.53830824	*-33.94851421*	–	80	80	–	–	–	-	80
Community and public safety	Sports Programme - Fisantekraal	WPX.0016119	*Improved service delivery in the local government sphere*	*Governance*	Quality & safe parks & rec facilit com ot	105	18.66790624	*-33.72834618*	–	200	200	–	–	–	-	200
Trading services	Christmas Tree - Fairways	WPX.0016120	*Increased infrastructure investment, access, and efficiency*	*Growth*	Excellence in Energy Service delivry prg	63	18.48233857	*-34.01756719*	–	40	40	–	–	–	-	40
Community and public safety	Park Buddies - Ward 86	WPX.0016131	*Improved service delivery in the local government sphere*	*Governance*	Quality & safe parks & rec facilit com ot	86	18.86486379	*-34.11819966*	–	60	60	6	–	6	100.0%	60
Community and public safety	Park Maintenance - Ward 109	WPX.0016132	*Improved service delivery in the local government sphere*	*Governance*	Quality & safe parks & rec facilit com ot	109	18.75674254	*-34.05698245*	–	100	100	–	10	(10)	-100.0%	100
Governance and administration	Nw Equipment - Ward 56	WPX.0016133	*An ethical, capable, and professional public service*	*Growth*	Strengthth Partner for safer commnty oth	56	18.51498737	*-33.90949186*	–	78	78	–	–	–	-	78
Governance and administration	Nw Equipment - Ward 84	WPX.0016135	*An ethical, capable, and professional public service*	*Growth*	Strengthth Partner for safer commnty oth	84	18.92228392	*-34.07403108*	–	40	40	–	–	–	-	40
Governance and administration	Nw Specialised Equipment - Ward 83	WPX.0016136	*An ethical, capable, and professional public service*	*Growth*	Strengthth Partner for safer commnty oth	83	18.81904302	*-34.09054507*	–	100	100	–	–	–	-	100
Governance and administration	Nw Training Programme - Ward 20	WPX.0016137	*An ethical, capable, and professional public service*	*Growth*	Strengthth Partner for safer commnty oth	20	18.64421216	*-33.9705465*	–	60	60	–	–	–	-	60
Economic and environmental services	Stormwater Catchpits Cleaning - Ward 85	WPX.0016142	*Skills for the economy*	*Growth*	Sustain,eff,safe & afford travel opt oth	85	18.84750119	*-34.11869385*	–	150	150	–	–	–	-	150
Governance and administration	Health Awareness Prog: Inf Settlem - W66	WPX.0016151	*Improved access to affordable and quality healthcare*	*Inclusion & access*	City Health Programme	66	18.50971925	*-34.01727885*	–	40	40	–	7	(7)	-100.0%	40
Governance and administration	Health Awareness Prog: Schools - Ward 65	WPX.0016152	*Improved access to affordable and quality healthcare*	*Inclusion & access*	City Health Programme	65	18.50563494	*-34.03714874*	–	80	80	–	15	(15)	-100.0%	80
Governance and administration	Health Awareness Prog: Schools - Ward 68	WPX.0016153	*Improved access to affordable and quality healthcare*	*Inclusion & access*	City Health Programme	68	18.47290229	*-34.07139085*	–	40	40	–	7	(7)	-100.0%	40
Governance and administration	Hiv/Aids & Tb Awareness - Ward 116	WPX.0016154	*Improved access to affordable and quality healthcare*	*Inclusion & access*	City Health Programme	116	18.62495916	*-34.04368726*	–	100	100	–	18	(18)	-100.0%	100
Governance and administration	Substance Abuse Awareness Prog - W116	WPX.0016155	*Improved access to affordable and quality healthcare*	*Inclusion & access*	City Health Programme	116	18.62495916	*-34.04368726*	–	100	100	–	18	(18)	-100.0%	100
Governance and administration	Substance Abuse Awareness Prog - Ward 35	WPX.0016156	*Improved access to affordable and quality healthcare*	*Inclusion & access*	City Health Programme	35	18.61143543	*-34.00566071*	–	100	100	–	18	(18)	-100.0%	100
Governance and administration	Health Awareness Prog: Nutrition - W78	WPX.0016157	*Improved access to affordable and quality healthcare*	*Inclusion & access*	City Health Programme	78	18.60748624	*-34.03916403*	–	50	50	–	9	(9)	-100.0%	50
Governance and administration	Hiv/Aids & Tb Awareness - Ward 79	WPX.0016158	*Improved access to affordable and quality healthcare*	*Inclusion & access*	City Health Programme	79	18.60612828	*-34.06718705*	–	20	20	–	4	(4)	-100.0%	20
Governance and administration	Health Awareness Prog: Schools - Ward 24	WPX.0016159	*Improved access to affordable and quality healthcare*	*Inclusion & access*	City Health Programme	24	18.62824262	*-33.99327177*	–	80	80	13	15	(2)	-13.7%	80
Governance and administration	Job Creation: Health Awareness - Ward 20	WPX.0016160	*Improved access to affordable and quality healthcare*	*Inclusion & access*	City Health Programme	20	18.64421216	*-33.9705465*	–	20	20	–	6	(6)	-100.0%	20
Governance and administration	Job Creation: Rodent Control - Ward 30	WPX.0016161	*Improved access to affordable and quality healthcare*	*Inclusion & access*	City Health Programme	30	18.54995934	*-33.99150114*	–	80	80	–	14	(14)	-100.0%	80
Community and public safety	Job Creation: Rodent Control - Ward 95	WPX.0016162	*Improved access to affordable and quality healthcare*	*Inclusion & access*	City Health Programme	95	18.71260275	*-34.06305742*	–	50	50	–	–	–	-	50
Community and public safety	Health Awareness Prog: Schools - W108	WPX.0016163	*Improved access to affordable and quality healthcare*	*Inclusion & access*	City Health Programme	108	18.67712691	*-33.98284001*	–	53	53	–	10	(10)	-100.0%	53
Governance and administration	Hiv/Aids & Tb Awareness - Ward 14	WPX.0016164	*Improved access to affordable and quality healthcare*	*Inclusion & access*	City Health Programme	14	18.71634154	*-33.96450363*	–	66	66	1	12	(11)	-88.1%	66
Governance and administration	Substance Abuse Awareness Prog - Ward 14	WPX.0016165	*Improved access to affordable and quality healthcare*	*Inclusion & access*	City Health Programme	14	18.71634154	*-33.96450363*	–	100	100	–	18	(18)	-100.0%	100

R thousand									2025/26	Budget Year 2026/27						
Function	Project Description	Project Number	MTDP Service Outcome	IUDF	Own Strategic Objectives	Ward Location	GPS Longitude	GPS Lattitude	Audited Outcome	Original Budget	Adjusted Budget	YearTD actual	YearTD budget	YTD variance	YTD variance %	Full Year Forecast
Governance and administration	Substance Abuse Awaren Prog - Parkwood	WPX.0016166	*Improved access to affordable and quality healthcare*	*Inclusion & access*	City Health Programme	65	18.50563494	*-34.03714874*	–	50	50	–	10	(10)	-100.0%	50
Governance and administration	Health Awareness Prog: Inf Settlem - W20	WPX.0016167	*Improved access to affordable and quality healthcare*	*Inclusion & access*	City Health Programme	20	18.64421216	*-33.9705465*	–	60	60	–	11	(11)	-100.0%	60
Governance and administration	Health Awareness Prog: Inf Settlem - W22	WPX.0016168	*Improved access to affordable and quality healthcare*	*Inclusion & access*	City Health Programme	22	18.60734331	*-33.96095289*	–	100	100	16	9	7	76.0%	100
Governance and administration	Health Awareness Prog: Inf Settlem - W31	WPX.0016169	*Improved access to affordable and quality healthcare*	*Inclusion & access*	City Health Programme	31	18.57512024	*-33.96054055*	–	50	50	–	18	(18)	-100.0%	50
Economic and environmental services	Drivers Licence Training - Ward 50	WPX.0016171	*Reduced poverty and improved livelihoods*	*Spatial integration*	Targeted Urban Development Programme	50	18.5516217	*-33.94899444*	–	640	640	–	–	–	-	640
Economic and environmental services	Learners Licence Training - Ward 50	WPX.0016181	*Reduced poverty and improved livelihoods*	*Spatial integration*	Targeted Urban Development Programme	50	18.5516217	*-33.94899444*	–	360	360	–	–	–	-	360
Economic and environmental services	Smme Business Expo - Cape Town Cbd	WPX.0016183	*Enabling environment for investment and improved competitiveness*	*Growth*	Ease-of-doing-business Programme	200	18.5949097	*-33.89079226*	–	160	160	–	–	–	-	160
Community and public safety	Maintenance Cctv/Lpr Cameras - Ward 15	WPX.0016191	*Enhanced peace and security in Africa*	*Governance*	Effct law enfrcmnt to make comm safer ot	908	18.89540495	*-34.11642562*	–	50	50	–	–	–	-	50
Community and public safety	Maintenance Cctv/Lpr Cameras - Ward 16	WPX.0016192	*Enhanced peace and security in Africa*	*Governance*	Effct law enfrcmnt to make comm safer ot	802	18.5949097	*-33.89079226*	–	18	18	16	–	16	100.0%	18
Trading services	Festive Lighting - Hout Bay	WPX.0016195	*Increased infrastructure investment, access, and efficiency*	*Growth*	Excellence in Energy Service delivry prg	74	18.35543567	*-34.02751711*	–	220	220	–	–	–	-	220
Community and public safety	Sports Programme - Ward 88	WPX.0016197	*Improved service delivery in the local government sphere*	*Governance*	Quality & safe parks & rec faciliit com ot	88	18.60136244	*-34.01330429*	–	150	150	–	25	(25)	-100.0%	150
Economic and environmental services	Atlantis 50Th Anniversary Celebration	WPX.0016202	*Increased employment and work opportunities*	*Inclusion & access*	Inclusive econ develop & growth programe	200	18.5949097	*-33.89079226*	–	610	610	–	–	–	-	610
Economic and environmental services	Organic Waste To Wealth Project - W111	WPX.0016203	*Increased employment and work opportunities*	*Inclusion & access*	Inclusive econ develop & growth programe	200	18.5949097	*-33.89079226*	–	100	100	–	–	–	-	100
Economic and environmental services	Waste Management Training Prog - Ward 7	WPX.0016204	*Increased employment and work opportunities*	*Inclusion & access*	Inclusive econ develop & growth programe	200	18.5949097	*-33.89079226*	–	50	50	–	–	–	-	50
Trading services	Cleaning Operations Overtime - Ward 30	WPX.0016205	*Improved service delivery in the local government sphere*	*Growth*	Promotg Cleanliness& illegal dumping prg	200	18.5949097	*-33.89079226*	–	80	80	7	–	7	100.0%	80
Community and public safety	Metropolitan Police Overtime- Ward 107	WPX.0016222	*Enhanced peace and security in Africa*	*Governance*	Effct law enfrcmnt to make comm safer ot	107	18.49346085	*-33.80944892*	–	70	70	–	–	–	-	70
Community and public safety	Law Enforcement Overtime - Ward 54	WPX.0016231	*Enhanced peace and security in Africa*	*Governance*	Effct law enfrcmnt to make comm safer ot	200	18.5949097	*-33.89079226*	–	80	80	–	–	–	-	80
Community and public safety	Law Enforcement Officers - Subcouncil 19	WPX.0016232	*Enhanced peace and security in Africa*	*Governance*	Effct law enfrcmnt to make comm safer ot	200	18.5949097	*-33.89079226*	–	1 771	1 771	221	306	(85)	-27.7%	1 771
Community and public safety	Law Enforcement Officer - Ward 63	WPX.0016233	*Enhanced peace and security in Africa*	*Governance*	Effct law enfrcmnt to make comm safer ot	200	18.5949097	*-33.89079226*	–	350	350	59	32	27	85.9%	350
Governance and administration	GiA: Sir Lowry's Pass Creative Dev Ctr	WPX.0016241	*Digital transformation across the state*	*Growth*	Modernised & adaptive governance Program	200	18.5949097	*-33.89079226*	15	–	–	–	–	–	-	–
Governance and administration	GiA: Stop Trafficking of People	WPX.0016242	*Digital transformation across the state*	*Growth*	Modernised & adaptive governance Program	200	18.5949097	*-33.89079226*	65	–	–	–	–	–	-	–
Economic and environmental services	Pt Operations Consultants	G17.00002-F1.CN	*Reduced poverty and improved livelihoods*	*Spatial integration*	Bus Rapid Transit expansion Programme	200	18.5949097	*-33.89079226*	–	–	–	206	–	206	100.0%	–
Community and public safety	Lwandle Transfers (Gibb)	GPX.0000345-F2.LW.C2	*Reduced poverty and improved livelihoods*	*Spatial integration*	Partnership for affordab housing program	200	18.5949097	*-33.89079226*	–	–	–	56	–	56	100.0%	–
Community and public safety	Silvertown (Iq Vision)	GPX.0000345-F2.SV	*Reduced poverty and improved livelihoods*	*Spatial integration*	Partnership for affordab housing program	200	18.5949097	*-33.89079226*	–	–	–	171	–	171	100.0%	–
Community and public safety	Iq Vision 260C/2021/22	GPX.0003837-F1.CO.C1	*Reduced poverty and improved livelihoods*	*Inclusion & access*	Integrated Residentil Developmnt Program	803	18.5949097	*-33.89079226*	–	–	–	211	–	211	100.0%	–
Economic and environmental services	Maintenance	GPX.0004601-F1.MT	*Skills for the economy*	*Growth*	Sustain,eff,safe & afford travel opt oth	200	18.5949097	*-33.89079226*	–	–	–	137	–	137	100.0%	–
Economic and environmental services	Afms - Staff Deployment/Wages	GPX.0004912-F1.CS	*Skills for the economy*	*Growth*	Sustain,eff,safe & afford travel opt oth	200	18.5949097	*-33.89079226*	–	–	–	7 783	–	7 783	100.0%	–
Governance and administration	Ctct - Metro Police	S24.00071-MP	*Enabling environment for investment and improved competitiveness*	*Growth*	Investment and Partnership Devel Program	200	18.5949097	*-33.89079226*	–	–	–	(0)	–	(0)	100.0%	–
Governance and administration	Swc - Metro Police	S24.00252-MP	*Enabling environment for investment and improved competitiveness*	*Growth*	Investment and Partnership Devel Program	200	18.5949097	*-33.89079226*	–	–	–	(0)	–	(0)	100.0%	–
Community and public safety	Dhl Stormers Vs Stade Rochelais 06Apr 24	S24.00526-CS.BE.RG.DS.SR	*Improved service delivery in the local government sphere*	*Governance*	Operational Sustainability Programme	200	18.5949097	*-33.89079226*	–	–	–	(0)	–	(0)	100.0%	–
Community and public safety	Dhlstormers Vs Edinburgh 23 March 24	S24.00526-CS.BE.RG.ST.ED	*Improved service delivery in the local government sphere*	*Governance*	Operational Sustainability Programme	200	18.5949097	*-33.89079226*	–	–	–	(0)	–	(0)	100.0%	–
Governance and administration	Tm:Ps Vs Sa-Metro Police	S25.00237-MP	*Enabling environment for investment and improved competitiveness*	*Growth*	Investment and Partnership Devel Program	200	18.5949097	*-33.89079226*	–	–	–	(1)	–	(1)	100.0%	–
Governance and administration	Ct10-Metro Police	S25.00238-MP	*Enabling environment for investment and improved competitiveness*	*Growth*	Investment and Partnership Devel Program	200	18.5949097	*-33.89079226*	–	–	–	(0)	–	(0)	100.0%	–
Community and public safety	Non-Capital_Bma Support	S26.00073-F1.NC	*Enhanced peace and security in Africa*	*Governance*	Effct law enfrcmnt to make comm safer ot	200	18.5949097	*-33.89079226*	–	–	–	(33)	–	(33)	100.0%	–
Economic and environmental services	Epwp Direct-Carbon Smart	S26.00187-BW	*Improved service delivery in the local government sphere*	*Spatial integration*	Environm & Biodiversity Managt Programme	200	18.5949097	*-33.89079226*	–	–	–	55	–	55	100.0%	–
Trading services	Vissershok Area Clean Up	S26.00339	*Improved service delivery in the local government sphere*	*Growth*	Excell Waste Service Deliver program	200	18.5949097	*-33.89079226*	–	–	–	11	–	11	100.0%	–
Trading services	Admin Assistance Project	S27.00001-AP	*Improved service delivery in the local government sphere*	*Governance*	Utility Business Model Reform Programme	200	18.5949097	*-33.89079226*	–	–	–	42	–	42	100.0%	–
Trading services	Public Awareness Programme	S27.00001-PA	*Improved service delivery in the local government sphere*	*Governance*	Utility Business Model Reform Programme	200	18.5949097	*-33.89079226*	–	–	–	91	–	91	100.0%	–
Economic and environmental services	Salaries - Epwp Traff Serv Support Clerk	S27.00002-SW	*Enhanced peace and security in Africa*	*Governance*	Effct law enfrcmnt to make comm safer ot	2	18.58202398	*-33.89607653*	–	–	–	418	–	418	100.0%	–
Economic and environmental services	Uniform - Epwp Traff Serv Support Clerk	S27.00002-UN	*Enhanced peace and security in Africa*	*Governance*	Effct law enfrcmnt to make comm safer ot	2	18.58202398	*-33.89607653*	–	–	–	1	–	1	100.0%	–
Governance and administration	Salaries - Epwp Support Services Worker	S27.00003-SW	*Enhanced peace and security in Africa*	*Governance*	Effct law enfrcmnt to make comm safer ot	2	18.58202398	*-33.89607653*	–	–	–	16	–	16	100.0%	–
Trading services	Csrm-Planners-East Region	S27.00006-CS.ER	*Improved service delivery in the local government sphere*	*Spatial integration*	Healthy urban waterways programme	200	18.5949097	*-33.89079226*	–	–	–	315	–	315	100.0%	–

R thousand									2025/26	Budget Year 2026/27						
Function	Project Description	Project Number	MTDP Service Outcome	IUDF	Own Strategic Objectives	Ward Location	GPS Longitude	GPS Lattitude	Audited Outcome	Original Budget	Adjusted Budget	YearTD actual	YearTD budget	YTD variance	YTD variance %	Full Year Forecast
Trading services	Csrm-Planners-North Region	S27.00006-CS.NR	*Improved service delivery in the local government sphere*	*Spatial integration*	Healthy urban waterways programme	200	18.5949097	*-33.89079226*	–	–	–	63	–	63	100.0%	–
Governance and administration	Office Of Ed Support Skills	S27.00008	*Improved service delivery in the local government sphere*	*Governance*	Operational Sustainability Programme	200	18.5949097	*-33.89079226*	–	–	–	3	–	3	100.0%	–
Trading services	Epwp	S27.00009-CE.EP	*Improved service delivery in the local government sphere*	*Growth*	Excell Waste Service Deliver program	200	18.5949097	*-33.89079226*	–	–	–	61	–	61	100.0%	–
Trading services	Epwp	S27.00009-EA.EP	*Improved service delivery in the local government sphere*	*Growth*	Excell Waste Service Deliver program	200	18.5949097	*-33.89079226*	–	–	–	65	–	65	100.0%	–
Governance and administration	Facility Upkeep Support Services -Nl	S27.00015-F1.NL	*An ethical, capable, and professional public service*	*Growth*	Strengthth Partner for safer commnty oth	200	18.5949097	*-33.89079226*	–	–	–	5	–	5	100.0%	–
Governance and administration	Registry Records Support Services - Epwp	S27.00016	*An ethical, capable, and professional public service*	*Inclusion and access*	Capable & collaborative City govmnt oth	200	18.5949097	*-33.89079226*	–	–	–	14	–	14	100.0%	–
Economic and environmental services	Library And Info Prof. Skills Project	S27.00019-LS	*Increased employment and work opportunities*	*Inclusion & access*	Inclusive econ develop & growth programe	200	18.5949097	*-33.89079226*	–	–	–	37	–	37	100.0%	–
Governance and administration	Epwp Public Participation Project	S27.00020	*Social cohesion and nation-building*	*Inclusion & access*	Commty Engagemnt and partnership Program	200	18.5949097	*-33.89079226*	–	–	718	1 587	120	1 468	1226.9%	718
Governance and administration	Ssru - Mpp Programme	S27.00024	*Reduced poverty and improved livelihoods*	*Governance*	Spatial Integration & Transform Program	200	18.5949097	*-33.89079226*	–	–	–	231	–	231	100.0%	–
Economic and environmental services	Table Bay	S27.00025-DT	*Enabling environment for investment and improved competitiveness*	*Growth*	Ease-of-doing-business Programme	200	18.5949097	*-33.89079226*	–	–	–	12	–	12	100.0%	–
Governance and administration	Doi-Disaster Risk Management	S27.00028-DR	*Enabling environment for investment and improved competitiveness*	*Growth*	Investment and Partnership Devel Program	200	18.5949097	*-33.89079226*	–	–	20	20	20	–	-	20
Governance and administration	Ctfor-Traffic Services	S27.00031-TS	*Enabling environment for investment and improved competitiveness*	*Growth*	Investment and Partnership Devel Program	200	18.5949097	*-33.89079226*	–	–	81	100	81	19	23.5%	81
Governance and administration	2027 Epwp Mjcp Allocation Fac_Man	S27.00033-FM	*Improved service delivery in the local government sphere*	*Governance*	Operational Sustainability Programme	201	18.5949097	*-33.89079226*	–	–	–	296	–	296	100.0%	–
Governance and administration	Sbvsab-Security Services	S27.00037-SS	*Enabling environment for investment and improved competitiveness*	*Growth*	Investment and Partnership Devel Program	200	18.5949097	*-33.89079226*	–	–	–	2	–	2	100.0%	–
Governance and administration	Dsvsab-Dhl Stadium	S27.00046-DH	*Enabling environment for investment and improved competitiveness*	*Growth*	Investment and Partnership Devel Program	200	18.5949097	*-33.89079226*	–	–	2 000	2 000	2 000	–	-	2 000
Governance and administration	Dsvsab-Fire Services	S27.00046-FS	*Enabling environment for investment and improved competitiveness*	*Growth*	Investment and Partnership Devel Program	200	18.5949097	*-33.89079226*	–	–	–	9	–	9	100.0%	–
Governance and administration	Dsvsab-Law Enforcement	S27.00046-LE	*Enabling environment for investment and improved competitiveness*	*Growth*	Investment and Partnership Devel Program	200	18.5949097	*-33.89079226*	–	–	–	8	–	8	100.0%	–
Governance and administration	Dsvsab-Civic Security Services	S27.00046-SS	*Enabling environment for investment and improved competitiveness*	*Growth*	Investment and Partnership Devel Program	200	18.5949097	*-33.89079226*	–	–	2	2	2	–	-	2
Governance and administration	Dsvsab-Traffic Services	S27.00046-TS	*Enabling environment for investment and improved competitiveness*	*Growth*	Investment and Partnership Devel Program	200	18.5949097	*-33.89079226*	–	–	–	99	–	99	100.0%	–
Governance and administration	Bfb-Disaster Risk Managment	S27.00049-DR	*Enabling environment for investment and improved competitiveness*	*Growth*	Investment and Partnership Devel Program	200	18.5949097	*-33.89079226*	–	–	6	6	6	–	-	6
Governance and administration	Bfb-Fire And Rescue Services	S27.00049-FS	*Enabling environment for investment and improved competitiveness*	*Growth*	Investment and Partnership Devel Program	200	18.5949097	*-33.89079226*	–	–	–	4	–	4	100.0%	–
Governance and administration	Bfb-Metro Police	S27.00049-MP	*Enabling environment for investment and improved competitiveness*	*Growth*	Investment and Partnership Devel Program	200	18.5949097	*-33.89079226*	–	–	–	14	–	14	100.0%	–
Governance and administration	Pecc Graduate Program Sspe/27/6J	S27.00054-F1	*Digital transformation across the state*	*Governance*	Safety Technology Programme	200	18.5949097	*-33.89079226*	–	–	6	205	5	200	4380.6%	6
Community and public safety	Metro Police Project 300	S27.00058	*Enhanced peace and security in Africa*	*Governance*	Effct law enfrcmnt to make comm safer ot	116	18.62495916	*-34.04368726*	–	–	–	3 050	–	3 050	100.0%	–
Community and public safety	Mpd Project 300: General Expenditure	S27.00058-NC	*Enhanced peace and security in Africa*	*Governance*	Effct law enfrcmnt to make comm safer ot	116	18.62495916	*-34.04368726*	–	–	–	52	–	52	100.0%	–
Governance and administration	Tswr-Fire Services	S27.00064-FS	*Enabling environment for investment and improved competitiveness*	*Growth*	Investment and Partnership Devel Program	200	18.5949097	*-33.89079226*	–	–	–	4	–	4	100.0%	–
Governance and administration	Tswr-Law Enforcement	S27.00064-LE	*Enabling environment for investment and improved competitiveness*	*Growth*	Investment and Partnership Devel Program	200	18.5949097	*-33.89079226*	–	–	–	64	–	64	100.0%	–
Governance and administration	Tswr-Metro Police	S27.00064-MP	*Enabling environment for investment and improved competitiveness*	*Growth*	Investment and Partnership Devel Program	200	18.5949097	*-33.89079226*	–	–	–	17	–	17	100.0%	–
Governance and administration	Dsvstc-At.Disaster Risk	S27.00068-AT.DR	*Enabling environment for investment and improved competitiveness*	*Growth*	Investment and Partnership Devel Program	200	18.5949097	*-33.89079226*	–	–	20	20	20	–	-	20
Governance and administration	Dsvstc-At.Fire Services	S27.00068-AT.FS	*Enabling environment for investment and improved competitiveness*	*Growth*	Investment and Partnership Devel Program	200	18.5949097	*-33.89079226*	–	–	–	5	–	5	100.0%	–
Governance and administration	Dsvstc-At.Law Enforcement	S27.00068-AT.LE	*Enabling environment for investment and improved competitiveness*	*Growth*	Investment and Partnership Devel Program	200	18.5949097	*-33.89079226*	–	–	–	20	–	20	100.0%	–
Governance and administration	Dsvstc-At.Traffic Services	S27.00068-AT.TS	*Enabling environment for investment and improved competitiveness*	*Growth*	Investment and Partnership Devel Program	200	18.5949097	*-33.89079226*	–	–	81	99	81	18	22.0%	81
Governance and administration	30Th Acactsacs-Safety & Security	S27.00071-SS	*Enabling environment for investment and improved competitiveness*	*Growth*	Investment and Partnership Devel Program	200	18.5949097	*-33.89079226*	–	–	26	26	26	–	-	26
Governance and administration	30Th Acsac-Plant Hire	S27.00075-PH	*Enabling environment for investment and improved competitiveness*	*Growth*	Investment and Partnership Devel Program	200	18.5949097	*-33.89079226*	–	–	–	2	–	2	100.0%	–
Governance and administration	Evictions Dmc	S27.00100-EV.DC	*Digital transformation across the state*	*Growth*	Modernised & adaptive governance Program	200	18.5949097	*-33.89079226*	–	–	–	11	–	11	100.0%	–
Governance and administration	Legal Assistance: Problem Building Dmc	S27.00100-LA.PB.DC	*Digital transformation across the state*	*Growth*	Modernised & adaptive governance Program	200	18.5949097	*-33.89079226*	–	–	–	62	–	62	100.0%	–
Governance and administration	Legal Assistance: Problem Building Rmc	S27.00100-LA.PB.RC	*Digital transformation across the state*	*Growth*	Modernised & adaptive governance Program	200	18.5949097	*-33.89079226*	–	–	–	22	–	22	100.0%	–
Governance and administration	Litigation: Problem Building Dmc	S27.00100-LI.PB.DC	*Digital transformation across the state*	*Growth*	Modernised & adaptive governance Program	200	18.5949097	*-33.89079226*	–	–	–	19	–	19	100.0%	–
Governance and administration	Summons Matters Rmc	S27.00100-SM.DC	*Digital transformation across the state*	*Growth*	Modernised & adaptive governance Program	200	18.5949097	*-33.89079226*	–	–	–	7	–	7	100.0%	–
Governance and administration	Spoliations Rmc	S27.00100-SP.RC	*Digital transformation across the state*	*Growth*	Modernised & adaptive governance Program	200	18.5949097	*-33.89079226*	–	–	–	2	–	2	100.0%	–
Governance and administration	Legal Opinion	S27.00102-LO	*Digital transformation across the state*	*Growth*	Modernised & adaptive governance Program	200	18.5949097	*-33.89079226*	–	–	–	169	–	169	100.0%	–
Governance and administration	Review Applications High Court	S27.00102-RA.HC	*Digital transformation across the state*	*Growth*	Modernised & adaptive governance Program	200	18.5949097	*-33.89079226*	–	–	–	370	–	370	100.0%	–

R thousand									2025/26	Budget Year 2026/27						
Function	Project Description	Project Number	MTDP Service Outcome	IUDF	Own Strategic Objectives	Ward Location	GPS Longitude	GPS Lattitude	Audited Outcome	Original Budget	Adjusted Budget	YearTD actual	YearTD budget	YTD variance	YTD variance %	Full Year Forecast
Governance and administration	Review Application Supreme Court	S27.00102-RA.SC	*Digital transformation across the state*	*Growth*	Modernised & adaptive governance Program	200	18.5949097	*-33.89079226*	–	–	–	23	–	23	100.0%	–
Governance and administration	Legal Opinions: Legal Compliance	S27.00103-LO.LC	*Digital transformation across the state*	*Growth*	Modernised & adaptive governance Program	200	18.5949097	*-33.89079226*	–	–	–	50	–	50	100.0%	–
Governance and administration	Review Applications High Court	S27.00103-RA.HC	*Digital transformation across the state*	*Growth*	Modernised & adaptive governance Program	200	18.5949097	*-33.89079226*	–	–	–	18	–	18	100.0%	–
Governance and administration	Summons High Court	S27.00103-SU.HC	*Digital transformation across the state*	*Growth*	Modernised & adaptive governance Program	200	18.5949097	*-33.89079226*	–	–	–	22	–	22	100.0%	–
Governance and administration	Summons High Court	S27.00105-SU.HC	*Digital transformation across the state*	*Growth*	Modernised & adaptive governance Program	200	18.5949097	*-33.89079226*	–	–	–	95	–	95	100.0%	–
Governance and administration	Legal Opinions: Legal Compliance	S27.00108-LO.LC	*Digital transformation across the state*	*Growth*	Modernised & adaptive governance Program	200	18.5949097	*-33.89079226*	–	–	–	19	–	19	100.0%	–
Governance and administration	Interdicts High Court	S27.00110-IN.HC	*Digital transformation across the state*	*Growth*	Modernised & adaptive governance Program	200	18.5949097	*-33.89079226*	–	–	–	145	–	145	100.0%	–
Governance and administration	Review Applications High Court	S27.00110-RA.HC	*Digital transformation across the state*	*Growth*	Modernised & adaptive governance Program	200	18.5949097	*-33.89079226*	–	–	–	930	–	930	100.0%	–
Governance and administration	Summons High Court	S27.00110-SU.HC	*Digital transformation across the state*	*Growth*	Modernised & adaptive governance Program	200	18.5949097	*-33.89079226*	–	–	–	16	–	16	100.0%	–
Governance and administration	Review Applications High Court	S27.00111-RA.HC	*Digital transformation across the state*	*Growth*	Modernised & adaptive governance Program	200	18.5949097	*-33.89079226*	–	–	–	1	–	1	100.0%	–
Governance and administration	Interdicts High Court	S27.00112-IN.HC	*Digital transformation across the state*	*Growth*	Modernised & adaptive governance Program	200	18.5949097	*-33.89079226*	–	–	–	119	–	119	100.0%	–
Governance and administration	Review Applications High Court	S27.00112-RA.HC	*Digital transformation across the state*	*Growth*	Modernised & adaptive governance Program	200	18.5949097	*-33.89079226*	–	–	–	29	–	29	100.0%	–
Governance and administration	Spoliations High Court	S27.00113-SP.HC	*Digital transformation across the state*	*Growth*	Modernised & adaptive governance Program	200	18.5949097	*-33.89079226*	–	–	–	135	–	135	100.0%	–
Governance and administration	Legal Assistance	S27.00114-LA	*Digital transformation across the state*	*Growth*	Modernised & adaptive governance Program	200	18.5949097	*-33.89079226*	–	–	–	708	–	708	100.0%	–
Governance and administration	Litigation- Problem Buildings-High Court	S27.00114-LI.PB.HC	*Digital transformation across the state*	*Growth*	Modernised & adaptive governance Program	200	18.5949097	*-33.89079226*	–	–	–	42	–	42	100.0%	–
Governance and administration	Review Applications- High Court	S27.00114-RA.HC	*Digital transformation across the state*	*Growth*	Modernised & adaptive governance Program	200	18.5949097	*-33.89079226*	–	–	–	1	–	1	100.0%	–
Governance and administration	Summons- High Court	S27.00114-SU.HC	*Digital transformation across the state*	*Growth*	Modernised & adaptive governance Program	200	18.5949097	*-33.89079226*	–	–	–	2	–	2	100.0%	–
Economic and environmental services	Si - Area South	S27.00115-SI.AS	*Reduced poverty and improved livelihoods*	*Spatial integration*	Targeted Urban Development Programme	200	18.5949097	*-33.89079226*	–	–	–	28	–	28	100.0%	–
Economic and environmental services	Si - Youth Expo	S27.00115-SI.AS.YE	*Reduced poverty and improved livelihoods*	*Spatial integration*	Targeted Urban Development Programme	200	18.5949097	*-33.89079226*	–	–	–	60	–	60	100.0%	–
Economic and environmental services	Ss - Technical Support	S27.00127-SS.TS	*Reduced poverty and improved livelihoods*	*Spatial integration*	Targeted Urban Development Programme	200	18.5949097	*-33.89079226*	–	–	–	463	–	463	100.0%	–
Governance and administration	Youth Empowerment Services (Yes) Project	S27.00173	*Skills for the economy*	*Growth*	Sustain,eff,safe & afford travel opt oth	200	18.5949097	*-33.89079226*	–	–	2 348	302	192	110	57.1%	2 348
Trading services	Indigent Leaks Repair Project Fy2027	S27.00227-CS.ER	*An ethical, capable, and professional public service*	*Inclusion and access*	Capable & collaborative City govmnt oth	200	18.5949097	*-33.89079226*	–	–	–	146	–	146	100.0%	–
Economic and environmental services	Roads & Stormwater Maintenance	S27.00292	*Skills for the economy*	*Growth*	Sustain,eff,safe & afford travel opt oth	200	18.5949097	*-33.89079226*	–	–	9 408	1 272	737	535	72.5%	9 408
Economic and environmental services	Arnold Wilhelm Depot	S27.00292-CC.AW	*Skills for the economy*	*Growth*	Sustain,eff,safe & afford travel opt oth	200	18.5949097	*-33.89079226*	–	–	–	0	–	0	100.0%	–
Economic and environmental services	Heideveld Depot	S27.00292-CC.HE	*Skills for the economy*	*Growth*	Sustain,eff,safe & afford travel opt oth	200	18.5949097	*-33.89079226*	–	–	–	1	–	1	100.0%	–
Economic and environmental services	Kraaifontein Depot	S27.00292-CC.KR	*Skills for the economy*	*Growth*	Sustain,eff,safe & afford travel opt oth	200	18.5949097	*-33.89079226*	–	–	–	0	–	0	100.0%	–
Economic and environmental services	Mitchells Plain Depot	S27.00292-CC.MP	*Skills for the economy*	*Growth*	Sustain,eff,safe & afford travel opt oth	200	18.5949097	*-33.89079226*	–	–	–	1	–	1	100.0%	–
Economic and environmental services	Assets	S27.00292-FB.AS	*Skills for the economy*	*Growth*	Sustain,eff,safe & afford travel opt oth	200	18.5949097	*-33.89079226*	–	–	–	1	–	1	100.0%	–
Economic and environmental services	Arnold Wilhelm Depot	S27.00292-FB.AW	*Skills for the economy*	*Growth*	Sustain,eff,safe & afford travel opt oth	200	18.5949097	*-33.89079226*	–	–	–	0	–	0	100.0%	–
Economic and environmental services	Heideveld Depot	S27.00292-FB.HE	*Skills for the economy*	*Growth*	Sustain,eff,safe & afford travel opt oth	200	18.5949097	*-33.89079226*	–	–	–	1	–	1	100.0%	–
Economic and environmental services	Kraaifontein Depot	S27.00292-FB.KR	*Skills for the economy*	*Growth*	Sustain,eff,safe & afford travel opt oth	200	18.5949097	*-33.89079226*	–	–	–	2	–	2	100.0%	–
Economic and environmental services	Mitchells Plain Depot	S27.00292-FB.MP	*Skills for the economy*	*Growth*	Sustain,eff,safe & afford travel opt oth	200	18.5949097	*-33.89079226*	–	–	–	2	–	2	100.0%	–
Economic and environmental services	Heideveld Depot	S27.00292-UP.HE	*Skills for the economy*	*Growth*	Sustain,eff,safe & afford travel opt oth	200	18.5949097	*-33.89079226*	–	–	–	1	–	1	100.0%	–
Economic and environmental services	Kraaifontein Depot	S27.00292-UP.KR	*Skills for the economy*	*Growth*	Sustain,eff,safe & afford travel opt oth	200	18.5949097	*-33.89079226*	–	–	–	10	–	10	100.0%	–
Economic and environmental services	Mitchells Plain Depot	S27.00292-UP.MP	*Skills for the economy*	*Growth*	Sustain,eff,safe & afford travel opt oth	200	18.5949097	*-33.89079226*	–	–	–	2	–	2	100.0%	–
Economic and environmental services	Sacks Circle Depot	S27.00292-UP.SC	*Skills for the economy*	*Growth*	Sustain,eff,safe & afford travel opt oth	200	18.5949097	*-33.89079226*	–	–	–	3	–	3	100.0%	–
Economic and environmental services	Epwp- Asset Verification Programme	S27.00305	*Skills for the economy*	*Growth*	Sustain,eff,safe & afford travel opt oth	200	18.5949097	*-33.89079226*	–	–	278	92	67	25	38.2%	278
Community and public safety	Stormers Vs Sharks 01 Aug 2026	S27.00526-AV.BE.RB.DS.HS	*Improved service delivery in the local government sphere*	*Governance*	Operational Sustainability Programme	200	18.5949097	*-33.89079226*	–	–	–	7	–	7	100.0%	–
Community and public safety	Stormers Vs Griquas 17/07/26	S27.00526-AV.BE.RB.DS.SG	*Improved service delivery in the local government sphere*	*Governance*	Operational Sustainability Programme	200	18.5949097	*-33.89079226*	–	–	–	5	–	5	100.0%	–
Community and public safety	Stormers Vs All Blacks 07/08/2026	S27.00526-BM.BE.RB.DS.AB	*Improved service delivery in the local government sphere*	*Governance*	Operational Sustainability Programme	200	18.5949097	*-33.89079226*	–	–	–	41	–	41	100.0%	–
Community and public safety	Stormers Vs Sharks 01 Aug 2026	S27.00526-BM.BE.RB.DS.HS	*Improved service delivery in the local government sphere*	*Governance*	Operational Sustainability Programme	200	18.5949097	*-33.89079226*	–	–	–	9	–	9	100.0%	–
Community and public safety	Stormers Vs Sharks 01 Aug 2026	S27.00526-CL.BE.RB.DS.HS	*Improved service delivery in the local government sphere*	*Governance*	Operational Sustainability Programme	200	18.5949097	*-33.89079226*	–	–	–	103	–	103	100.0%	–

R thousand									2025/26	Budget Year 2026/27						
Function	Project Description	Project Number	MTDP Service Outcome	IUDF	Own Strategic Objectives	Ward Location	GPS Longitude	GPS Lattitude	Audited Outcome	Original Budget	Adjusted Budget	YearTD actual	YearTD budget	YTD variance	YTD variance %	Full Year Forecast
Community and public safety	Blisters For Bread 16 Aug 2026	S27.00526-CL.NB.BL.FB	*Improved service delivery in the local government sphere*	*Governance*	Operational Sustainability Programme	200	18.5949097	*-33.89079226*	–	–	–	1	–	1	100.0%	–
Community and public safety	Caroline'S Red Wine Review 30 July 2026	S27.00526-CL.NB.CR.RW	*Improved service delivery in the local government sphere*	*Governance*	Operational Sustainability Programme	200	18.5949097	*-33.89079226*	–	–	–	12	–	12	100.0%	–
Community and public safety	Rgr Tour-Welcome To The Country 31/07/26	S27.00526-CL.NB.WC.GR	*Improved service delivery in the local government sphere*	*Governance*	Operational Sustainability Programme	200	18.5949097	*-33.89079226*	–	–	–	22	–	22	100.0%	–
Community and public safety	Stormers Vs Sharks 01 Aug 2026	S27.00526-CS.BE.RB.DS.HS	*Improved service delivery in the local government sphere*	*Governance*	Operational Sustainability Programme	200	18.5949097	*-33.89079226*	–	–	–	178	–	178	100.0%	–
Community and public safety	Stormers Vs Griquas 17/07/26	S27.00526-DA.BE.RB.DS.SG	*Improved service delivery in the local government sphere*	*Governance*	Operational Sustainability Programme	200	18.5949097	*-33.89079226*	–	–	–	0	–	0	100.0%	–
Community and public safety	Stormers Vs All Blacks 07/08/2026	S27.00526-EL.BE.RB.DS.AB	*Improved service delivery in the local government sphere*	*Governance*	Operational Sustainability Programme	200	18.5949097	*-33.89079226*	–	–	–	229	–	229	100.0%	–
Community and public safety	Stormers Vs Sharks 01 Aug 2026	S27.00526-EL.BE.RB.DS.HS	*Improved service delivery in the local government sphere*	*Governance*	Operational Sustainability Programme	200	18.5949097	*-33.89079226*	–	–	–	22	–	22	100.0%	–
Community and public safety	Stormers Vs Griquas 17/07/26	S27.00526-EL.BE.RB.DS.SG	*Improved service delivery in the local government sphere*	*Governance*	Operational Sustainability Programme	200	18.5949097	*-33.89079226*	–	–	–	10	–	10	100.0%	–
Community and public safety	Rgr Tour-Welcome To The Country 31/07/26	S27.00526-EL.NB.WC.GR	*Improved service delivery in the local government sphere*	*Governance*	Operational Sustainability Programme	200	18.5949097	*-33.89079226*	–	–	–	7	–	7	100.0%	–
Community and public safety	Stormers Vs Sharks 01 Aug 2026	S27.00526-FA.BE.RB.DS.HS	*Improved service delivery in the local government sphere*	*Governance*	Operational Sustainability Programme	200	18.5949097	*-33.89079226*	–	–	–	23	–	23	100.0%	–
Community and public safety	Stormers Vs Griquas 17/07/26	S27.00526-FA.BE.RB.DS.SG	*Improved service delivery in the local government sphere*	*Governance*	Operational Sustainability Programme	200	18.5949097	*-33.89079226*	–	–	–	9	–	9	100.0%	–
Community and public safety	Stormers Vs All Blacks 07/08/2026	S27.00526-FC.BE.RB.DS.AB	*Improved service delivery in the local government sphere*	*Governance*	Operational Sustainability Programme	200	18.5949097	*-33.89079226*	–	–	–	71	–	71	100.0%	–
Community and public safety	Stormers Vs Sharks 01 Aug 2026	S27.00526-FC.BE.RB.DS.HS	*Improved service delivery in the local government sphere*	*Governance*	Operational Sustainability Programme	200	18.5949097	*-33.89079226*	–	–	–	37	–	37	100.0%	–
Community and public safety	Stormers Vs Griquas 17/07/26	S27.00526-FC.BE.RB.DS.SG	*Improved service delivery in the local government sphere*	*Governance*	Operational Sustainability Programme	200	18.5949097	*-33.89079226*	–	–	–	12	–	12	100.0%	–
Community and public safety	Rgr Tour-Welcome To The Country 31/07/26	S27.00526-FC.NB.WC.GR	*Improved service delivery in the local government sphere*	*Governance*	Operational Sustainability Programme	200	18.5949097	*-33.89079226*	–	–	–	22	–	22	100.0%	–
Community and public safety	Stormers Vs All Blacks 07/08/2026	S27.00526-HP.BE.RB.DS.AB	*Improved service delivery in the local government sphere*	*Governance*	Operational Sustainability Programme	200	18.5949097	*-33.89079226*	–	–	–	6	–	6	100.0%	–
Community and public safety	Stormers Vs Sharks 01 Aug 2026	S27.00526-HP.BE.RB.DS.HS	*Improved service delivery in the local government sphere*	*Governance*	Operational Sustainability Programme	200	18.5949097	*-33.89079226*	–	–	–	7	–	7	100.0%	–
Community and public safety	Stormers Vs Griquas 17/07/26	S27.00526-HP.BE.RB.DS.SG	*Improved service delivery in the local government sphere*	*Governance*	Operational Sustainability Programme	200	18.5949097	*-33.89079226*	–	–	–	4	–	4	100.0%	–
Community and public safety	Stormers Vs All Blacks 07/08/2026	S27.00526-LS.BE.RB.DS.AB	*Improved service delivery in the local government sphere*	*Governance*	Operational Sustainability Programme	200	18.5949097	*-33.89079226*	–	–	–	22	–	22	100.0%	–
Community and public safety	Stormers Vs Griquas 17/07/26	S27.00526-LS.BE.RB.DS.GS	*Improved service delivery in the local government sphere*	*Governance*	Operational Sustainability Programme	200	18.5949097	*-33.89079226*	–	–	–	11	–	11	100.0%	–
Community and public safety	Stormers Vs Sharks 01 Aug 2026	S27.00526-LS.BE.RB.DS.HS	*Improved service delivery in the local government sphere*	*Governance*	Operational Sustainability Programme	200	18.5949097	*-33.89079226*	–	–	–	14	–	14	100.0%	–
Community and public safety	Stormers Vs Sharks 01 Aug 2026	S27.00526-SE.BE.RB.DS.HS	*Improved service delivery in the local government sphere*	*Governance*	Operational Sustainability Programme	200	18.5949097	*-33.89079226*	–	–	–	364	–	364	100.0%	–
Community and public safety	Stormers Vs Griquas 17/07/26	S27.00526-SE.BE.RB.DS.SG	*Improved service delivery in the local government sphere*	*Governance*	Operational Sustainability Programme	200	18.5949097	*-33.89079226*	–	–	–	229	–	229	100.0%	–
Community and public safety	Claremart Auction 08 July 2026	S27.00526-SE.NB.CM.AU	*Improved service delivery in the local government sphere*	*Governance*	Operational Sustainability Programme	200	18.5949097	*-33.89079226*	–	–	–	5	–	5	100.0%	–
Community and public safety	Caroline'S Red Wine Review 30 July 2026	S27.00526-SE.NB.CR.RW	*Improved service delivery in the local government sphere*	*Governance*	Operational Sustainability Programme	200	18.5949097	*-33.89079226*	–	–	–	20	–	20	100.0%	–
Community and public safety	Sromers Flm Shoot 23/07/26	S27.00526-SE.NB.FL.DS	*Improved service delivery in the local government sphere*	*Governance*	Operational Sustainability Programme	200	18.5949097	*-33.89079226*	–	–	–	9	–	9	100.0%	–
Governance and administration	Pn00832: Street People Data Mng System	S27.00907	*Reduced poverty and improved livelihoods*	*Governance*	Social Inclusion and Wellbeing Programme	200	18.5949097	*-33.89079226*	–	–	359	284	284	–	-	359
Trading services	Bw-Wp102 Wemmershoek Refurb Study	S27.00999-F1.BW.01	*Increased infrastructure investment, access, and efficiency*	*Growth*	Excell W&S Service delivery program	200	18.5949097	*-33.89079226*	–	–	–	290	–	290	100.0%	–
Trading services	Bw-Wp144 - Acoustic Leak Detection-Ben	S27.00999-F1.BW.07	*Increased infrastructure investment, access, and efficiency*	*Growth*	Excell W&S Service delivery program	200	18.5949097	*-33.89079226*	–	–	–	97	–	97	100.0%	–
Trading services	Bw-Wp008 Water Resource & Opt	S27.00999-F1.BW.09	*Increased infrastructure investment, access, and efficiency*	*Growth*	Excell W&S Service delivery program	200	18.5949097	*-33.89079226*	–	–	–	79	–	79	100.0%	–
Trading services	Bw-Wp139 Dam Safety Evaluation - Tim	S27.00999-F1.BW.10	*Increased infrastructure investment, access, and efficiency*	*Growth*	Excell W&S Service delivery program	200	18.5949097	*-33.89079226*	–	–	–	262	–	262	100.0%	–
Trading services	Platteklooof Pipeyard Designs -Mash-Hood	S27.00999-F1.BW.11	*Increased infrastructure investment, access, and efficiency*	*Growth*	Excell W&S Service delivery program	200	18.5949097	*-33.89079226*	–	–	–	62	–	62	100.0%	–
Trading services	Bw-Wp140 - Faure Isp Lloyd	S27.00999-F1.BW.15	*Increased infrastructure investment, access, and efficiency*	*Growth*	Excell W&S Service delivery program	200	18.5949097	*-33.89079226*	–	–	–	445	–	445	100.0%	–
Trading services	Bw-Wp079 Helderberg Scheme	S27.00999-F1.BW.16	*Improved service delivery in the local government sphere*	*Inclusion & access*	Water Resilience Program	200	18.5949097	*-33.89079226*	–	–	–	337	–	337	100.0%	–
Trading services	Bw-Wp041 Molteno Building & Infra	S27.00999-F1.BW.25	*Improved service delivery in the local government sphere*	*Inclusion & access*	Water Resilience Program	200	18.5949097	*-33.89079226*	–	–	–	82	–	82	100.0%	–
Trading services	Bw-Wp071 Bwas	S27.00999-F1.BW.28	*Improved service delivery in the local government sphere*	*Inclusion & access*	Water Resilience Program	200	18.5949097	*-33.89079226*	–	–	–	131	–	131	100.0%	–
Trading services	Bw-Wp111 Wemmershoek Dam Safety - Myezo	S27.00999-F1.BW.29	*Increased infrastructure investment, access, and efficiency*	*Growth*	Excell W&S Service delivery program	200	18.5949097	*-33.89079226*	–	–	–	33	–	33	100.0%	–
Trading services	Bw-Wp121 Blackheath Upper Res	S27.00999-F1.BW.33	*Improved service delivery in the local government sphere*	*Inclusion & access*	Water Resilience Program	200	18.5949097	*-33.89079226*	–	–	–	627	–	627	100.0%	–
Trading services	Bw-Wp126 Pumpstation Condition Assessmen	S27.00999-F1.BW.35	*Increased infrastructure investment, access, and efficiency*	*Growth*	Excell W&S Service delivery program	200	18.5949097	*-33.89079226*	–	–	–	106	–	106	100.0%	–
Trading services	Bw-Wp128 Standard Chambers Design	S27.00999-F1.BW.36	*Increased infrastructure investment, access, and efficiency*	*Growth*	Excell W&S Service delivery program	200	18.5949097	*-33.89079226*	–	–	–	126	–	126	100.0%	–
Trading services	Bw-Wp110 Steenbras Internal - Francois	S27.00999-F1.BW.39	*Increased infrastructure investment, access, and efficiency*	*Growth*	Excell W&S Service delivery program	200	18.5949097	*-33.89079226*	–	–	–	772	–	772	100.0%	–
Trading services	102Q 3Ce Alternative	S27.00999-F1.BW.45	*Improved service delivery in the local government sphere*	*Inclusion & access*	Water Resilience Program	200	18.5949097	*-33.89079226*	–	–	–	30	–	30	100.0%	–

R thousand									2025/26	Budget Year 2026/27						
Function	Project Description	Project Number	MTDP Service Outcome	IUDF	Own Strategic Objectives	Ward Location	GPS Longitude	GPS Lattitude	Audited Outcome	Original Budget	Adjusted Budget	YearTD actual	YearTD budget	YTD variance	YTD variance %	Full Year Forecast
Trading services	Wp091 Hout Bay Sewer Upgrade	S27.00999-F1.RT.HB	*Increased infrastructure investment, access, and efficiency*	*Growth*	Excell W&S Service delivery program	200	18.5949097	*-33.89079226*	–	–	–	95	–	95	100.0%	–
Trading services	Wp069 - Master Planning Sewer Reticulati	S27.00999-F1.RT.MP	*Increased infrastructure investment, access, and efficiency*	*Growth*	Excell W&S Service delivery program	200	18.5949097	*-33.89079226*	–	–	–	875	–	875	100.0%	–
Trading services	Wp058 Phoenix Sewer Pump Station Upgrade	S27.00999-F1.RT.PS	*Increased infrastructure investment, access, and efficiency*	*Growth*	Excell W&S Service delivery program	200	18.5949097	*-33.89079226*	–	–	–	557	–	557	100.0%	–
Trading services	Ret-Wp088 Sewer Crossing The Rondebosch	S27.00999-F1.RT.RD	*Increased infrastructure investment, access, and efficiency*	*Growth*	Excell W&S Service delivery program	200	18.5949097	*-33.89079226*	–	–	–	63	–	63	100.0%	–
Trading services	370C/2021/22 Wp021	S27.00999-F1.WD.56.AF	*Increased infrastructure investment, access, and efficiency*	*Growth*	Excell W&S Service delivery program	200	18.5949097	*-33.89079226*	–	–	–	58	–	58	100.0%	–
Trading services	370C-2021-22 Wp031	S27.00999-F1.WD.56.BC	*Increased infrastructure investment, access, and efficiency*	*Growth*	Excell W&S Service delivery program	200	18.5949097	*-33.89079226*	–	–	–	37	–	37	100.0%	–
Trading services	161C/2023/24 Reg03-Wp03	S27.00999-F1.WD.56.BE	*Increased infrastructure investment, access, and efficiency*	*Growth*	Excell W&S Service delivery program	200	18.5949097	*-33.89079226*	–	–	–	281	–	281	100.0%	–
Trading services	161C/2023/24 Reg03-Wp04	S27.00999-F1.WD.56.BF	*Increased infrastructure investment, access, and efficiency*	*Growth*	Excell W&S Service delivery program	200	18.5949097	*-33.89079226*	–	–	–	198	–	198	100.0%	–
Trading services	370C/2021/22 Wp030 Zandvliet Treated Eff	S27.00999-F1.WD.56.BG	*Increased infrastructure investment, access, and efficiency*	*Growth*	Excell W&S Service delivery program	200	18.5949097	*-33.89079226*	–	–	–	161	–	161	100.0%	–
Trading services	Cape Flats - Pwc Ppp	S27.00999-F1.WW.AS.02	*Increased infrastructure investment, access, and efficiency*	*Growth*	Excell W&S Service delivery program	200	18.5949097	*-33.89079226*	–	–	–	2 088	–	2 088	100.0%	–
Trading services	Athlone D Works Jga	S27.00999-F1.WW.PS.02	*Increased infrastructure investment, access, and efficiency*	*Growth*	Excell W&S Service delivery program	200	18.5949097	*-33.89079226*	–	–	–	38	–	38	100.0%	–
Trading services	Mitchells Plain Capacity Ext - Zutari	S27.00999-F1.WW.PS.03	*Increased infrastructure investment, access, and efficiency*	*Growth*	Excell W&S Service delivery program	200	18.5949097	*-33.89079226*	–	–	–	404	–	404	100.0%	–
Trading services	Zandvliet Macassar Bypass	S27.00999-F1.WW.PS.04	*Increased infrastructure investment, access, and efficiency*	*Growth*	Excell W&S Service delivery program	200	18.5949097	*-33.89079226*	–	–	–	227	–	227	100.0%	–
Trading services	Wesfleur Capacity Expansion	S27.00999-F1.WW.PS.05	*Increased infrastructure investment, access, and efficiency*	*Growth*	Excell W&S Service delivery program	200	18.5949097	*-33.89079226*	–	–	–	987	–	987	100.0%	–
Governance and administration	Chca/27/107J - Women With Purpose (Wwp)	S27.01001-EP.AC.01	*Reduced poverty and improved livelihoods*	*Governance*	Social Inclusion and Wellbeing Programme	200	18.5949097	*-33.89079226*	–	–	–	9	–	9	100.0%	–
Governance and administration	Chca/27/89J - Monitoring & Evaluation	S27.01001-EP.RP.01	*Reduced poverty and improved livelihoods*	*Governance*	Social Inclusion and Wellbeing Programme	200	18.5949097	*-33.89079226*	–	–	–	9	–	9	100.0%	–
Governance and administration	Administrative Office Support	S27.01111	*Improved service delivery in the local government sphere*	*Governance*	Operational Sustainability Programme	200	18.5949097	*-33.89079226*	–	–	–	23	–	23	100.0%	–
Governance and administration	Epwp Asset Vehicles	S27.02003-FL.AV	*Digital transformation across the state*	*Growth*	Modernised & adaptive governance Program	200	18.5949097	*-33.89079226*	–	–	–	3	–	3	100.0%	–
Governance and administration	Epwp Bellville Workshop	S27.02003-FL.BW	*Digital transformation across the state*	*Growth*	Modernised & adaptive governance Program	200	18.5949097	*-33.89079226*	–	–	–	3	–	3	100.0%	–
Governance and administration	Epwp Fleet Verification	S27.02003-FL.FV	*Digital transformation across the state*	*Growth*	Modernised & adaptive governance Program	200	18.5949097	*-33.89079226*	–	–	–	4	–	4	100.0%	–
Governance and administration	Epwp Hillstar Workshop	S27.02003-FL.HW	*Digital transformation across the state*	*Growth*	Modernised & adaptive governance Program	200	18.5949097	*-33.89079226*	–	–	–	3	–	3	100.0%	–
Governance and administration	Epwp Vehicle Insurance	S27.02003-FL.VI	*Digital transformation across the state*	*Growth*	Modernised & adaptive governance Program	200	18.5949097	*-33.89079226*	–	–	–	1	–	1	100.0%	–
Trading services	Bw: Glen Garry Reservoir	S27.86001-WS.BW.GG	*Increased infrastructure investment, access, and efficiency*	*Growth*	Excell W&S Service delivery program	200	18.5949097	*-33.89079226*	–	–	–	2	–	2	100.0%	–
Trading services	Bw: Head Office	S27.86001-WS.BW.HO	*Increased infrastructure investment, access, and efficiency*	*Growth*	Excell W&S Service delivery program	200	18.5949097	*-33.89079226*	–	–	–	1	–	1	100.0%	–
Trading services	Bw: Tygerberg Reservoir	S27.86001-WS.BW.TB	*Increased infrastructure investment, access, and efficiency*	*Growth*	Excell W&S Service delivery program	200	18.5949097	*-33.89079226*	–	–	–	1	–	1	100.0%	–
Trading services	Atlantis Wt Ops	S27.86003-BW.AS.AW	*Increased infrastructure investment, access, and efficiency*	*Growth*	Excell W&S Service delivery program	200	18.5949097	*-33.89079226*	–	–	–	84	–	84	100.0%	–
Trading services	Blackheath Storage	S27.86003-BW.BH.ST	*Increased infrastructure investment, access, and efficiency*	*Growth*	Excell W&S Service delivery program	200	18.5949097	*-33.89079226*	–	–	–	10	–	10	100.0%	–
Trading services	Brooklands S & C Ops	S27.86003-BW.BW. .BS	*Increased infrastructure investment, access, and efficiency*	*Growth*	Excell W&S Service delivery program	200	18.5949097	*-33.89079226*	–	–	–	1 166	–	1 166	100.0%	–
Trading services	Brooklands Wt Ops	S27.86003-BW.BW.BO	*Increased infrastructure investment, access, and efficiency*	*Growth*	Excell W&S Service delivery program	200	18.5949097	*-33.89079226*	–	–	–	3	–	3	100.0%	–
Trading services	Faure Wtp	S27.86003-BW.FW.WT	*Increased infrastructure investment, access, and efficiency*	*Growth*	Excell W&S Service delivery program	200	18.5949097	*-33.89079226*	–	–	–	10	–	10	100.0%	–
Trading services	Steenbras Catch Ops	S27.86003-BW.SB.CO	*Increased infrastructure investment, access, and efficiency*	*Growth*	Excell W&S Service delivery program	200	18.5949097	*-33.89079226*	–	–	–	5	–	5	100.0%	–
Trading services	Steenbras Wtp	S27.86003-BW.SB.WT	*Increased infrastructure investment, access, and efficiency*	*Growth*	Excell W&S Service delivery program	200	18.5949097	*-33.89079226*	–	–	–	17	–	17	100.0%	–
Trading services	Platterkloof Reservoir	S27.86003-BW.ST.PR	*Increased infrastructure investment, access, and efficiency*	*Growth*	Excell W&S Service delivery program	200	18.5949097	*-33.89079226*	–	–	–	107	–	107	100.0%	–
Trading services	Kloof Nek Wtp	S27.86003-BW.TM.KN	*Increased infrastructure investment, access, and efficiency*	*Growth*	Excell W&S Service delivery program	200	18.5949097	*-33.89079226*	–	–	–	28	–	28	100.0%	–
Trading services	Voelvlei Pumping Ops	S27.86003-BW.VS.VO	*Increased infrastructure investment, access, and efficiency*	*Growth*	Excell W&S Service delivery program	200	18.5949097	*-33.89079226*	–	–	–	2	–	2	100.0%	–
Trading services	Voelvlei Wt Ops	S27.86003-BW.VS.VW	*Increased infrastructure investment, access, and efficiency*	*Growth*	Excell W&S Service delivery program	200	18.5949097	*-33.89079226*	–	–	–	36	–	36	100.0%	–
Trading services	Molteno Reservoir	S27.86003-BW.WA.MR	*Increased infrastructure investment, access, and efficiency*	*Growth*	Excell W&S Service delivery program	200	18.5949097	*-33.89079226*	–	–	–	1 667	–	1 667	100.0%	–
Trading services	Newlands Reservoir	S27.86003-BW.WA.NR	*Increased infrastructure investment, access, and efficiency*	*Growth*	Excell W&S Service delivery program	200	18.5949097	*-33.89079226*	–	–	–	1 872	–	1 872	100.0%	–
Trading services	Wynbrg Reservoir	S27.86003-BW.WA.WR	*Increased infrastructure investment, access, and efficiency*	*Growth*	Excell W&S Service delivery program	200	18.5949097	*-33.89079226*	–	–	–	26	–	26	100.0%	–
Trading services	Wemmershoek C & C	S27.86003-BW.WS.SC	*Increased infrastructure investment, access, and efficiency*	*Growth*	Excell W&S Service delivery program	200	18.5949097	*-33.89079226*	–	–	–	89	–	89	100.0%	–
Trading services	Wemmershoek Water Treatment Plant	S27.86003-BW.WS.WT	*Increased infrastructure investment, access, and efficiency*	*Growth*	Excell W&S Service delivery program	200	18.5949097	*-33.89079226*	–	–	–	382	–	382	100.0%	–
Community and public safety	Langeberg Depot	S27.92005-A1.BM.01	*Improved service delivery in the local government sphere*	*Governance*	Quity & safe parks & rec facilit com ot	200	18.5949097	*-33.89079226*	–	–	–	41	–	41	100.0%	–

R thousand									2025/26	Budget Year 2026/27						
Function	Project Description	Project Number	MTDP Service Outcome	IUDF	Own Strategic Objectives	Ward Location	GPS Longitude	GPS Lattitude	Audited Outcome	Original Budget	Adjusted Budget	YearTD actual	YearTD budget	YTD variance	YTD variance %	Full Year Forecast
Community and public safety	Elsies River Depot	S27.92005-A3.BM.01	*Improved service delivery in the local government sphere*	*Governance*	Quality & safe parks & rec facilit com ot	200	18.5949097	*-33.89079226*	–	–	–	1	–	1	100.0%	–
Governance and administration	Newlands Nursery	S27.93002-EP.WP.MJ.NN	*Improved service delivery in the local government sphere*	*Governance*	Quality & safe parks & rec facilit com ot	200	18.5949097	*-33.89079226*	–	–	–	50	–	50	100.0%	–
Governance and administration	Sea Point Promenade	S27.93002-EP.WP.MJ.PR	*Improved service delivery in the local government sphere*	*Governance*	Quality & safe parks & rec facilit com ot	200	18.5949097	*-33.89079226*	–	–	–	7	–	7	100.0%	–
Governance and administration	Public Toilets	S27.93002-EP.WP.MJ.PT	*Improved service delivery in the local government sphere*	*Governance*	Quality & safe parks & rec facilit com ot	200	18.5949097	*-33.89079226*	–	–	–	31	–	31	100.0%	–
Economic and environmental services	Witsand	SPX.0004510-WS	*Improved service delivery in the local government sphere*	*Spatial integration*	Coastal Programme	200	18.5949097	*-33.89079226*	–	–	–	81	–	81	100.0%	–
Economic and environmental services	318C/2021/23-Knight Piesold Consulting	SPX.0004573-F1.KP	*Reduced poverty and improved livelihoods*	*Spatial integration*	Targeted Urban Development Programme	200	18.5949097	*-33.89079226*	–	–	–	248	–	248	100.0%	–
Governance and administration	Development Of Staff Newsletters Fy27	SPX.0005011	*Improved service delivery in the local government sphere*	*Governance*	Operational Sustainability Programme	200	18.5949097	*-33.89079226*	–	–	–	309	–	309	100.0%	–
Governance and administration	Social Media Optimisation	SPX.0005026	*Improved service delivery in the local government sphere*	*Governance*	Operational Sustainability Programme	200	18.5949097	*-33.89079226*	–	–	–	129	–	129	100.0%	–
Governance and administration	Enablement Training Fy26	SPX.0005039	*Improved service delivery in the local government sphere*	*Governance*	Operational Sustainability Programme	200	18.5949097	*-33.89079226*	–	–	–	18	–	18	100.0%	–
Governance and administration	Pmo Maturity Assessments	SPX.0005045	*Improved service delivery in the local government sphere*	*Governance*	Operational Sustainability Programme	200	18.5949097	*-33.89079226*	–	–	–	1 147	–	1 147	100.0%	–
Economic and environmental services	Leadership Development Fy27	SPX.0005049	*Digital transformation across the state*	*Growth*	Modernised & adaptive governance Program	200	18.5949097	*-33.89079226*	–	–	–	338	–	338	100.0%	–
Governance and administration	Project Management Support Fy27	SPX.0005051	*Improved service delivery in the local government sphere*	*Governance*	Project preparation and delivery program	200	18.5949097	*-33.89079226*	–	–	–	213	–	213	100.0%	–
Economic and environmental services	City Awards Fy27	SPX.0005055	*Digital transformation across the state*	*Growth*	Modernised & adaptive governance Program	200	18.5949097	*-33.89079226*	–	–	–	8	–	8	100.0%	–
Community and public safety	Area North Spu Overtime	SPX.0005073-AN	*Reduced poverty and improved livelihoods*	*Governance*	Social Inclusion and Wellbeing Programme	200	18.5949097	*-33.89079226*	–	–	–	3	–	3	100.0%	–
Community and public safety	Area South Spu Overtime	SPX.0005073-AS	*Reduced poverty and improved livelihoods*	*Governance*	Social Inclusion and Wellbeing Programme	200	18.5949097	*-33.89079226*	–	–	–	2	–	2	100.0%	–
Community and public safety	Php - Vukuzenzele (Khayelitsha)	GPX.0000111-F1	*Reduced poverty and improved livelihoods*	*Inclusion & access*	Integrated Residentil Developmnt Program	200	18.5949097	*-33.89079226*	–	–	1 447	–	400	(400)	-100.0%	1 447
Community and public safety	Freedom Park, Ottery Ida	GPX.0003001-F1	*Improved service delivery in the local government sphere*	*Governance*	Informal Settlement Upgrading Programme	66	18.50971925	*-34.01727885*	–	–	3 520	–	1 023	(1 023)	-100.0%	3 520
Community and public safety	Substance Abuse Administration	S20.00116-F1.SH.SA	*Improved access to affordable and quality healthcare*	*Inclusion & access*	City Health Programme	200	18.5949097	*-33.89079226*	–	–	598	–	100	(100)	-100.0%	598
Governance and administration	Covid19 - General: Crm	S21.00135	*An ethical, capable, and professional public service*	*Inclusion and access*	Capable & collaborative City govmnt oth	200	18.5949097	*-33.89079226*	–	–	150	–	25	(25)	-100.0%	150
Governance and administration	Covid19 - General: Executive Support	S21.00139	*An ethical, capable, and professional public service*	*Inclusion and access*	Capable & collaborative City govmnt oth	200	18.5949097	*-33.89079226*	–	–	20	–	3	(3)	-100.0%	20
Governance and administration	Covid19 - General: General Other	S21.00283-CM.GO	*An ethical, capable, and professional public service*	*Inclusion and access*	Capable & collaborative City govmnt oth	200	18.5949097	*-33.89079226*	–	–	32	–	6	(6)	-100.0%	32
Governance and administration	Covid19 - General: Protective Clothing	S21.00283-CM.PC	*An ethical, capable, and professional public service*	*Inclusion and access*	Capable & collaborative City govmnt oth	200	18.5949097	*-33.89079226*	–	–	10	–	0	(0)	-100.0%	10
Governance and administration	Covid19 - General: Ombudsman Other	S21.00283-PR.OB.GO	*An ethical, capable, and professional public service*	*Inclusion and access*	Capable & collaborative City govmnt oth	200	18.5949097	*-33.89079226*	–	–	18	–	1	(1)	-100.0%	18
Governance and administration	Covid19 - General: Ombudsman Prot Cloth	S21.00283-PR.OB.PC	*An ethical, capable, and professional public service*	*Inclusion and access*	Capable & collaborative City govmnt oth	200	18.5949097	*-33.89079226*	–	–	4	–	2	(2)	-100.0%	4
Governance and administration	Covid19 - General: Protective Cloth - Rw	S22.00284-FM.RW.PC	*Improved service delivery in the local government sphere*	*Governance*	Operational Sustainability Programme	200	18.5949097	*-33.89079226*	–	–	100	–	17	(17)	-100.0%	100
Economic and environmental services	Ecological Support Project Coastal	S27.00065	*Improved service delivery in the local government sphere*	*Spatial integration*	Coastal Programme	200	18.5949097	*-33.89079226*	–	–	380	–	37	(37)	-100.0%	380
Economic and environmental services	Metropolitan Crash Data Bureau	S27.00093	*Skills for the economy*	*Growth*	Sustain,eff,safe & afford travel opt oth	200	18.5949097	*-33.89079226*	–	–	231	–	20	(20)	-100.0%	231
Community and public safety	Edward Street: Grassy Park Development	GPX.0000007-F1	*Reduced poverty and improved livelihoods*	*Inclusion & access*	Integrated Residentil Developmnt Program	66	18.50971925	*-34.01727885*	–	–	16	–	–	–	-	16
Community and public safety	Php: Silakhe (Mfuleni)	GPX.0000517-F1	*Reduced poverty and improved livelihoods*	*Inclusion & access*	Integrated Residentil Developmnt Program	108	18.67712691	*-33.98284001*	–	–	850	–	–	–	-	850
Community and public safety	Php: Cingicebo (Philippi)	GPX.0000572-F1	*Reduced poverty and improved livelihoods*	*Inclusion & access*	Integrated Residentil Developmnt Program	80	18.57361771	*-34.00690783*	–	–	2 615	–	–	–	-	2 615
Community and public safety	Php: Wallacedene 4	GPX.0000673-F1	*Reduced poverty and improved livelihoods*	*Inclusion & access*	Integrated Residentil Developmnt Program	902	18.72219096	*-33.85189697*	–	–	1 569	–	–	–	-	1 569
Community and public safety	Php: Sikhululekile (Khayelitsha)	GPX.0000771-F1	*Reduced poverty and improved livelihoods*	*Inclusion & access*	Integrated Residentil Developmnt Program	802	18.5949097	*-33.89079226*	–	–	2 581	–	–	–	-	2 581
Community and public safety	Php: United Community (Khayelitsha)	GPX.0000819-F1	*Reduced poverty and improved livelihoods*	*Inclusion & access*	Integrated Residentil Developmnt Program	802	18.5949097	*-33.89079226*	–	–	2 849	–	–	–	-	2 849
Community and public safety	Php: Senzeni (Khayelitsha)	GPX.0000952-F1	*Reduced poverty and improved livelihoods*	*Inclusion & access*	Integrated Residentil Developmnt Program	909	18.6609502	*-34.01473033*	–	–	3 501	–	–	–	-	3 501
Community and public safety	Php: Zakhele (Khayelitsha)	GPX.0000981-F1	*Reduced poverty and improved livelihoods*	*Inclusion & access*	Integrated Residentil Developmnt Program	909	18.6609502	*-34.01473033*	–	–	974	–	–	–	-	974
Community and public safety	Php: Dido Valley (Red Hill)	GPX.0001121-F1	*Reduced poverty and improved livelihoods*	*Inclusion & access*	Integrated Residentil Developmnt Program	61	18.41404375	*-34.2312499*	–	–	9 677	–	–	–	-	9 677
Community and public safety	Php: Sakhuluntu (Fisantekraal)	GPX.0002081-F1	*Reduced poverty and improved livelihoods*	*Inclusion & access*	Integrated Residentil Developmnt Program	200	18.5949097	*-33.89079226*	–	–	12 741	–	–	–	-	12 741
Governance and administration	Area North Cleaning Projects	S19.00204	*Digital transformation across the state*	*Growth*	Modernised & adaptive governance Program	200	18.5949097	*-33.89079226*	–	–	12	–	–	–	-	12
Governance and administration	Covid19 - Community & Social Serv Commun	S21.00136	*Improved service delivery in the local government sphere*	*Governance*	Operational Sustainability Programme	200	18.5949097	*-33.89079226*	–	–	3 000	–	–	–	-	3 000
Governance and administration	Covid19 - Health: Hr	S21.00137	*An ethical, capable, and professional public service*	*Inclusion and access*	Capable & collaborative City govmnt oth	200	18.5949097	*-33.89079226*	–	–	5	–	–	–	-	5
Governance and administration	Covid19 - General: Hr	S21.00138	*An ethical, capable, and professional public service*	*Inclusion and access*	Capable & collaborative City govmnt oth	200	18.5949097	*-33.89079226*	–	–	2	–	–	–	-	2
Governance and administration	Kkmpf-Ablution	S27.00027-AB	*Enabling environment for investment and improved competitiveness*	*Growth*	Investment and Partnership Devel Program	200	18.5949097	*-33.89079226*	–	–	38	–	–	–	-	38

R thousand									2025/26	Budget Year 2026/27						
Function	Project Description	Project Number	MTDP Service Outcome	IUDF	Own Strategic Objectives	Ward Location	GPS Longitude	GPS Lattitude	Audited Outcome	Original Budget	Adjusted Budget	YearTD actual	YearTD budget	YTD variance	YTD variance %	Full Year Forecast
Governance and administration	Kkmpf-Fencing	S27.00027-FC	*Enabling environment for investment and improved competitiveness*	*Growth*	Investment and Partnership Devel Program	200	18.5949097	*-33.89079226*	–	–	104	–	–	–	-	104
Governance and administration	Kkmpf-Marquees	S27.00027-MQ	*Enabling environment for investment and improved competitiveness*	*Growth*	Investment and Partnership Devel Program	200	18.5949097	*-33.89079226*	–	–	159	–	–	–	-	159
Economic and environmental services	Rim Depot Maintenance	S27.00034	*Skills for the economy*	*Growth*	Sustain,eff,safe & afford travel opt oth	200	18.5949097	*-33.89079226*	–	–	20 000	–	–	–	-	20 000
Economic and environmental services	Ecological Support Project	S27.00056	*Improved service delivery in the local government sphere*	*Spatial integration*	Environm & Biodiversity Managt Programme	200	18.5949097	*-33.89079226*	–	–	659	–	–	–	-	659
Trading services	Helderberg Project	S27.00072	*Improved service delivery in the local government sphere*	*Growth*	Excell Waste Service Deliver program	15	18.83639051	*-34.05957731*	–	–	1 337	–	–	–	-	1 337
Economic and environmental services	Philippi Economic Development Initiative	S27.00212	*Reduced poverty and improved livelihoods*	*Spatial integration*	Targeted Urban Development Programme	200	18.5949097	*-33.89079226*	–	–	5 500	–	–	–	-	5 500
Governance and administration	Training: Discretionary Reserve	S27.00251	*Skills for the economy*	*Growth*	Sustain,eff,safe & afford travel opt oth	200	18.5949097	*-33.89079226*	–	–	236	–	–	–	-	236
Governance and administration	Training: Transport Shared Services	S27.00252	*Skills for the economy*	*Growth*	Sustain,eff,safe & afford travel opt oth	200	18.5949097	*-33.89079226*	–	–	118	–	–	–	-	118
Governance and administration	Training : Ed'S Office	S27.00253	*Skills for the economy*	*Growth*	Sustain,eff,safe & afford travel opt oth	200	18.5949097	*-33.89079226*	–	–	35	–	–	–	-	35
Governance and administration	Training: Public Transport	S27.00254	*Skills for the economy*	*Growth*	Sustain,eff,safe & afford travel opt oth	200	18.5949097	*-33.89079226*	–	–	142	–	–	–	-	142
Governance and administration	Training: Transport Infrastructure Imple	S27.00255	*Skills for the economy*	*Growth*	Sustain,eff,safe & afford travel opt oth	200	18.5949097	*-33.89079226*	–	–	59	–	–	–	-	59
Governance and administration	Training: Rim	S27.00256	*Skills for the economy*	*Growth*	Sustain,eff,safe & afford travel opt oth	200	18.5949097	*-33.89079226*	–	–	1 535	–	–	–	-	1 535
Governance and administration	Training:Transport Planning And Network	S27.00257	*Skills for the economy*	*Growth*	Sustain,eff,safe & afford travel opt oth	200	18.5949097	*-33.89079226*	–	–	236	–	–	–	-	236
Total Operational expenditure									3 388 844	2 621 650	2 677 550	285 118	286 866	(1 747)	**-0.6%**	2 677 550